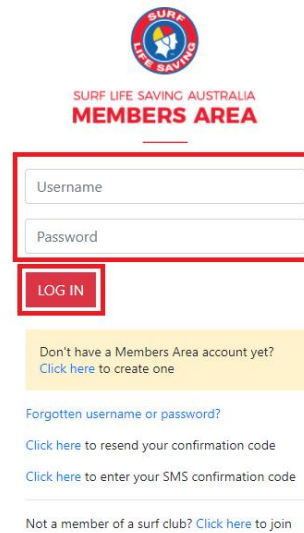


## Step by Step Guide – Online Learning

How to access the online pre-season information session 2020/2021

SLSA Members Area URL: <https://members.sls.com.au>

**Step 1:** Enter your login credentials, then click on ‘LOG IN’



SURF LIFE SAVING AUSTRALIA  
**MEMBERS AREA**

Username

Password

LOG IN

Don't have a Members Area account yet?  
[Click here](#) to create one

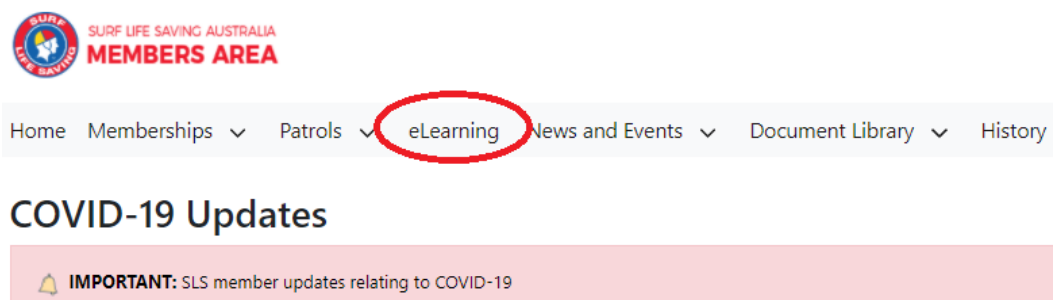
[Forgotten username or password?](#)

[Click here](#) to resend your confirmation code

[Click here](#) to enter your SMS confirmation code

Not a member of a surf club? [Click here](#) to join

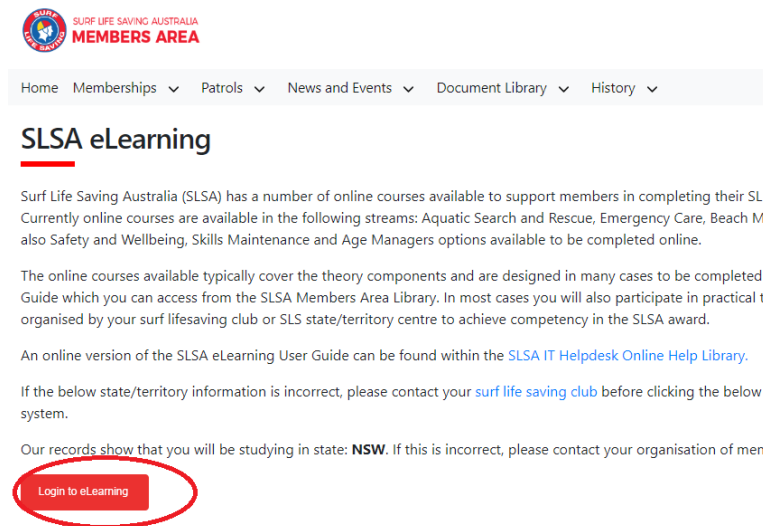
**Step 2:** Click on “eLearning” from the tab



## Step by Step Guide – Online Learning

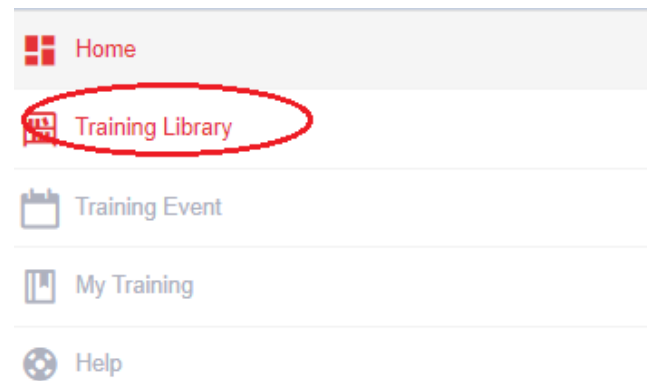
How to access the online pre-season information session 2020/2021

**Step 3:** Click on “Login to eLearning” as circled



The screenshot shows the SLSA Members Area website. At the top left is the SLSA logo and the text 'SURF LIFE SAVING AUSTRALIA MEMBERS AREA'. Below this is a navigation menu with items: Home, Memberships, Patrols, News and Events, Document Library, and History. The main heading is 'SLSA eLearning'. The text below explains that SLSA has online courses for members and lists streams like Aquatic Search and Rescue, Emergency Care, Beach Management, Safety and Wellbeing, Skills Maintenance, and Age Managers. It also mentions that online courses cover theory components and are designed to be completed via a Guide. A link to the 'SLSA IT Helpdesk Online Help Library' is provided. A note states that if state/territory information is incorrect, users should contact their surf life saving club. At the bottom, it says 'Our records show that you will be studying in state: NSW. If this is incorrect, please contact your organisation of members.' A red circle highlights the 'Login to eLearning' button.

**Step 4:** Click on “Training Library”



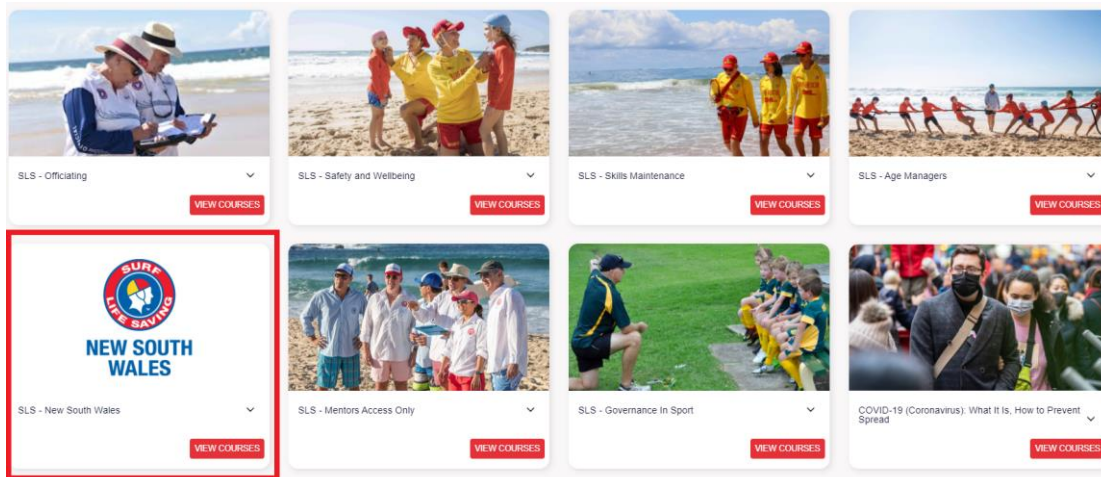
The screenshot shows a vertical navigation menu with five items: Home, Training Library, Training Event, My Training, and Help. The 'Training Library' item is circled in red.

## Step by Step Guide – Online Learning

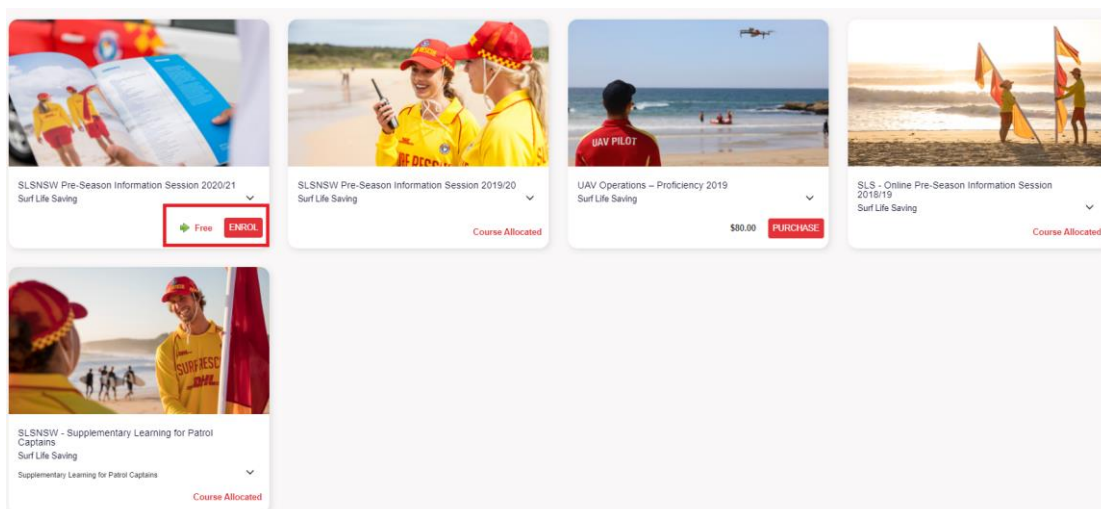
How to access the online pre-season information session 2020/2021



**Step 5:** Under course categories, click on “view courses” within the SLS – NEW South Wales’s folder



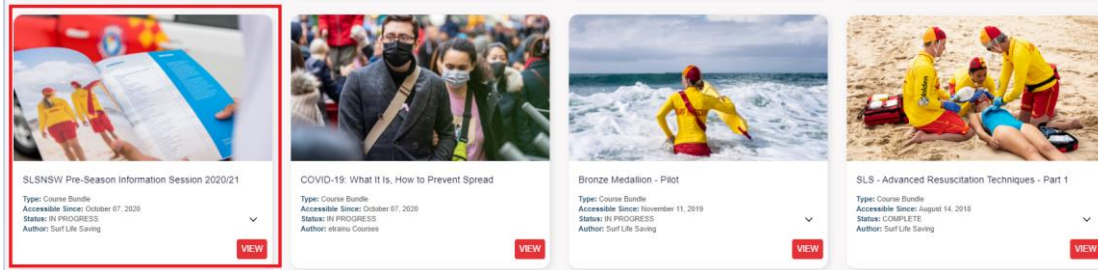
**Step 6:** Click on “Enrol” as circled



## Step by Step Guide – Online Learning

How to access the online pre-season information session 2020/2021

**Step 7:** Click on “View” then “Start” to begin the session



If you are completing this session on your electronic device (eg. iPhone, iPad etc), the ringer needs to be turned on for the audio to be functional

## We are here to help...

If you have any queries regarding this step by step guide please do not hesitate to contact us by email [education@surflifesaving.com.au](mailto:education@surflifesaving.com.au)

Alternatively, please [Click here](#) to access the current version of the eLearning User Guide.