



**SURF LIFE SAVING AUSTRALIA
SURF SPORTS MANUAL
38th EDITION
DECEMBER 2025**

**SURF LIFE SAVING AUSTRALIA LIMITED
(SLSA)**

ABN 67 449 738 159

ACN 003 147 180



**AUSTRALIAN
SURF SPORTS MANUAL
MANUAL No.3**

**38th Edition
December 2025**

PREFACE

This Manual has been issued by SLSA as part of a comprehensive set of SLSA publications.

It replaces SLSA Manual No.3, 37th Edition – November 2021 (as revised and amended) and deals with all aspects of SLSA competition.

Note 1: For ease of reference SLSA publishes this document as an electronic version at www.sls.com.au/ssm. However, the original (source) document for this Manual is the version located in the Document Library of the SLS Members' Hub (www.hub.sls.com.au). The source document is the authorised reference document and is maintained in terms of all authorised amendments. SLSA may issue bulletins and/or circulars in accordance with its constitution and regulations to supplement and/or update this written publication (and also to update the electronic version). Bulletins and circulars will be available in the SLS Members Hub, Document Library.

Note 2: Additional SLSA and International Life Saving (ILS) Policies, Manuals and Documents may also be referenced in this Manual that may also apply to SLSA competition.

38th Edition – issued October 2025

© Copyright: 2025: Surf Life Saving Australia Limited

This Manual is copyright. Apart from any fair dealing for the purposes of private study, research, criticism, or review, as permitted under the Copyright Act, no part may be reproduced by any process without express written permission of SLSA.

All enquiries should be directed to:
Surf Life Saving Australia Limited
PO Box 7773
Bondi Beach NSW 2026
Australia

INTRODUCTION

This Manual is issued by SLSA under its constitution. It is made for the proper advancement, encouragement, management, and administration of surf sports competitions in Australia. It is to be interpreted in accordance with the constitution of SLSA. In the event of any inconsistency between this Manual and the SLSA constitution the SLSA constitution takes precedence.

This Manual binds the members of SLSA as defined under the SLSA constitution. The members of SLSA acknowledge and agree that:

- (a) They are bound by, and will comply with, the constitution and regulations (including this Manual) of SLSA.
- (b) This Manual is made in the mutual and collective benefit of SLSA, its members, surf lifesaving and surf sports. It aims to ensure a safe and fair system or framework within which surf lifesaving competitions are to be regulated and conducted in Australia.
- (c) This Manual is not made for any anti-competitive purpose and in particular not for the purpose of deterring or preventing a person from competing in any SLSA Activity.
- (d) Surf lifesaving can be inherently dangerous. Serious accidents can and often do happen which may result in property damage, physical injury and even death. All members are assumed to have voluntarily read and understood this warning and accept and assume the inherent risks in surf lifesaving.
- (e) Except where provided or required by law and cannot be excluded, it is a term of SLSA membership or entry to competition (if accepted) that SLSA is absolved from all liability however arising from injury or damage however caused (whether fatal or otherwise) arising out of membership and/or participation in any SLSA Activity. For the purposes of this Introduction "SLSA Activity" means any competition or other activity authorised or recognised by SLSA.
- (f) In consideration of SLSA accepting an application for entry to competition the member:
 - (i) releases and will release SLSA from all Claims that they may have or may have had but for this release arising from or in connection with participation in any SLSA Activity;
 - (ii) indemnifies and will keep indemnified SLSA to the extent permitted by law in respect of any Claim by any person including but not only another member arising as a result of or in connection with participation in any SLSA.

"Claim" means and includes any action, suit, proceeding, claim, demand, damage, penalty, cost or expense however arising including but not limited to negligence but does not include a claim against SLSA under any right expressly conferred by the SLSA constitution.
- (g) Only members of SLSA as defined under the SLSA constitution or other persons duly recognised by SLSA may compete or participate (including officiating) in an SLSA Activity.
- (h) No member of SLSA as defined under the SLSA constitution shall take part or be involved in any way, in a lifesaving competition and/or related activity unless that competition or activity is authorised, licensed, or otherwise sanctioned by SLSA and written permission to take part has been obtained from SLSA.

Words in this manual importing any gender include the other genders. Further, the word "their" in this Manual may be either plural or singular, where singular replaces the terms "his" or "her".

It is imperative this Manual is read and fully understood by competition organisers, officials, team managers, coaches, and competitors.

Rachael Rylance
SLSA Chair of Sport
Surf Life Saving Australia

SUMMARY OF CONTENTS

Section 1	Competition Safety
Section 2	General Competitive Conditions
Section 3	Lifesaving Events
Section 4	Swimming Events
Section 5	Surf Boat Events
Section 6	SurfSki and Surf Board Events
Section 7	Surfboard Riding Events
Section 8	Multi-Discipline Events
Section 9	Beach Events
Section 10	March Past Events
Section 11	Pool Rescue Events
Section 12	Competition Administration
Section 13	Officials and Their Duties
Section 14	Protests, Appeals and Discipline

TABLE OF CONTENTS

PREFACE.....	i
INTRODUCTION	ii
SUMMARY OF CONTENTS	iii
TABLE OF CONTENTS.....	iv
TABLE OF FIGURES	xvii
SECTION 1 COMPETITION SAFETY	1
1.1 PRELIMINARY	3
1.2 SAFETY OPERATIONS MANUAL.....	4
1.2.1 Objectives	4
1.2.2 Initiation of the Plan	4
1.2.3 First Aid and Medical	4
1.2.4 Water Safety	4
1.2.5 Emergency Vehicle(s).....	4
1.2.6 Major Incidents.....	4
1.2.7 Emergency Services	4
1.2.8 Logistics	5
1.3 COMPETITION SAFETY ASSESSMENT	5
1.4 SURF RISK RATING (SRR) SYSTEM	5
1.5 USE OF PERSONAL PROTECTIVE EQUIPMENT (PPE)	5
1.6 COMPETITION CONTINGENCY PLAN	6
1.6.1 Potential Risks/Hazards	6
1.6.2 Weather Forecasting	6
1.6.3 The Chain of Command and Decision Making.....	6
1.6.4 Alternative Locations – Contingencies.....	6
1.6.5 Aim and Principles of Relocation	6
1.6.6 Outline Plan	6
1.6.7 Reconnaissance of Alternative Locations and Assessment of Conditions ..	7
1.6.8 Relocation Timings and Early Warning	7
1.6.9 Key Officials required at the Alternative Location	7
1.6.10 Movement of Competition Officials	7
1.6.11 Movement of Safety and Rescue Personnel and Equipment.....	7
1.6.12 Movement of Administration and Competition/Championship Equipment	8
1.6.13 Movement of Competitors and their Equipment	8
1.6.14 Action in the event of Death or Serious Injury	8
1.6.15 Provision of Counselling Services	8
1.7 SLSA MEMBERS’ HEALTH	8
1.8 NO RELIANCE	8
APPENDIX A.....	9
SAMPLE COMPETITION SAFETY GUIDE WORKSHEET	9
APPENDIX B	12
SAMPLE REFEREE PRE-COMPETITION CHECKLIST.....	12

APPENDIX C	13
SAMPLE EMERGENCY RESPONSE PLAN – MAJOR INCIDENT	13
APPENDIX D	15
AUTHORITY FOR SUSPENSION/RELOCATION/CANCELLATION OF COMPETITION	15
APPENDIX E	16
OCEAN CONTINGENCY OPTIONS - MAJOR COMPETITION EVENT PRIORITISATION TABLE	16
APPENDIX F	17
POOL RISK ASSESSMENT WORKSHEET	17
SECTION 2 GENERAL COMPETITIVE CONDITIONS	19
2.1 SLSA COMPETITIONS	22
2.2 COMPETITION ELIGIBILITY	22
2.2.1 Competition Qualification.....	22
2.2.2 Award, Patrol and Service Obligations.....	24
2.2.3 Dual Membership	25
2.2.4 Competitive Transfers	25
2.3 COMPETITION SEASON, AGES, CATEGORIES AND PROVISOS	27
2.3.1. Competition Season	27
2.3.2 Determining Age Groups.....	27
2.3.3 Age Groups/Gender	27
2.3.4 Participation in Individual and Team Events.....	27
2.3.5 Under 8 to Under 14 Years	29
2.3.6 Under 15 Years	30
2.3.7 Under 17 Years	30
2.3.8 Under 19 Years	31
2.3.9 Under 21 Years	31
2.3.10 Under 23 Years	31
2.3.11 Open	31
2.3.12 Senior.....	31
2.3.13 Masters (30 years plus).....	32
2.3.14 Handlers.....	33
2.3.15 Female/Male Only Events and Gender Guidelines	33
2.4 COMPETITORS WITH DISABILITIES	33
2.5 DRESS OF COMPETITORS	34
2.5.1 Costumes, Dress and Style.....	34
2.5.2 Caps and Helmets	38
2.5.3 Colours.....	39
2.5.4 Identification	39
2.6 SPONSOR IDENTIFICATION	40
2.7 GEAR SPECIFICATIONS AND USAGE	40
2.7.1 Gear and Equipment Must Conform to Current Specifications	40
2.7.2 Use of Communication Devices in SLSA Competition	40
2.7.3 Use of Video Camera Devices Attached to Competitors	40

2.7.4	Use of Video Camera on Surf Boards and Surf Skis.....	40
2.7.5	Use of Video Cameras on Surf Boats	41
2.7.6	Use of Video Camera on Inshore Rescue Boats (IRB).....	41
2.8	SCRUTINEERING.....	41
2.9	COMPETITION ARENA/AREA.....	41
2.10	COMPETITION DEFINITIONS	41
2.10.1	Individual Events.....	41
2.10.2	Team Events	42
2.10.3	General.....	42
2.11	BEACH POSITIONS	42
2.12	SETTING OF COMPETITION COURSES.....	43
2.13	DRAWS	43
2.14	COMPETITOR LIMITATIONS	44
2.15	STARTING TIMES.....	44
2.16	REPORTING.....	44
2.17	MARSHALLING.....	44
2.18	SUBSTITUTION OF COMPETITORS	45
2.19	STARTING OF EVENTS	45
2.20	COMPLETION OF COURSES	47
2.21	CHANGE-OVER (TAGGING) IN RELAY EVENTS.....	47
2.22	FINISH OF EVENTS	47
2.23	TIME LIMITS.....	49
2.24	DEAD HEATS.....	49
2.25	PARTICIPANTS, MEDALS, TROPHIES AND POINTSCORES.....	49
2.26	BREACH OF RULES	50
2.27	SLSA CODE OF BEHAVIOUR	50
2.27.1	General.....	50
2.27.2	Code of Fair Play.....	51
2.28	ABUSE/INAPPROPRIATE BEHAVIOUR	52
2.29	COMPETING UNFAIRLY.....	52
2.30	LUCK OF PREVAILING CONDITIONS.....	53
2.31	START AND COMPLETION OF COMPETITION	53
APPENDIX A	54
	TRANSGENDER, GENDER DIVERSE, INCLUSION ATHLETE GUIDELINES.....	54
SECTION 3	LIFESAVING EVENTS.....	56

3.1	GENERAL	58
3.2	RESCUE & RESUSCITATION	58
3.3	INFLATABLE RESCUE BOAT (IRB) COMPETITION	58
3.3.1	Introduction.....	58
3.3.2	General Conditions	59
3.3.3	Procedure.....	63
3.3.4	IRB Events – Description.....	67
3.3.5	Disqualifications	70
	APPENDIX A	71
	TYPICAL INFLATABLE RESCUE BOAT COMPETITION AREA	71
3.4	CHAMPION LIFESAVER	72
3.4.1	Aim	72
3.4.2	Equipment.....	72
3.4.3	Uniforms.....	72
3.4.4	Procedure.....	72
3.4.5	Physical Skills.....	73
3.4.6	Questionnaire.....	74
3.4.7	Practical Resuscitation	74
3.4.8	Tied Scores	75
3.5	CHAMPION PATROL	75
3.5.1	Aim	75
3.5.2	General.....	75
3.5.3	Uniforms.....	76
3.5.4	Equipment.....	77
3.5.5	Team (Patrol) Competition	77
3.5.6	Substitution of Competitors.....	78
3.5.7	Champion Patrol Format	79
3.5.8	Surf Teams.....	79
3.5.9	Board/Tube Rescue Relay Race	80
3.5.10	Theory.....	81
3.5.11	Practical Resuscitation	81
3.5.12	Scenario Task.....	84
3.5.13	Tied Scores	85
3.6	CHAMPION FIRST AID	85
3.6.1	General Conditions	85
3.6.2	Aim	86
3.6.3	Nature of First Aid Competition.....	86
3.6.4	Composition of Teams	87
3.6.5	Competitors’ Dress	87
3.6.6	Competition in other Events	87
3.6.7	Judging of the Competition.....	87
3.6.8	Competition Administration and Officials Control	87
3.6.9	Sectional Referee	88
3.6.10	The Judges.....	88
3.6.11	The Marshall	89
3.6.12	The Isolation Judge.....	89
3.6.13	Casualties	89

3.6.14	Bystanders.....	89
3.6.15	Competition Area.....	89
3.6.16	Presentation, Diagnosis and Treatment of Casualties	89
3.6.17	Release of Competitors.....	90
3.6.18	Results.....	90
APPENDIX B		91
CHAMPION LIFESAVER PRACTICAL RESUSCITATION		91
SECTION A JUDGE'S MARKING SHEET		92
SECTION B JUDGE'S MARKING SHEET		94
APPENDIX C		96
CHAMPION PATROL PRACTICAL RESUSCITATION		96
JUDGE'S MARKING SHEET		97
APPENDIX D		105
CONTENTS FIRST AID KIT		105
APPENDIX E		106
OPEN CHAMPION PATROL COMPETITION		106
SCENARIO/TASK ASSESSMENT GUIDE.....		106
APPENDIX F		114
UNDER 17 CHAMPION PATROL COMPETITION		114
SCENARIO/TASK ASSESSMENT GUIDE.....		114
SECTION 4 SWIMMING EVENTS		121
4.1 GENERAL CONDITIONS		123
4.2 SURF RACE		123
4.2.1 The Course		123
4.2.2 Procedure.....		123
4.3 SURF RACE VARIATIONS		123
4.3.1 Surf Teams Race.....		123
4.4 Ocean Swim		126
4.4.1 The Course		126
4.4.2 Procedure.....		126
4.4.3 The Finish		127
4.5 BELT RACE		128
4.5.1 The Course		128
4.5.2 Procedure.....		128
4.6 RESCUE TUBE RESCUE RACE (4 person)		131
4.6.1 The Course		131
4.6.2 Procedure.....		131
4.7 RESCUE TUBE RACE (2 Person)		134
4.7.1 General Conditions		134
4.7.2 The Course		134

4.7.3	Procedure.....	134
4.8	RESCUE TUBE RACE	137
4.8.1	General Conditions	137
4.8.2	The Course	137
4.8.3	Procedure.....	137
4.9	RUN-SWIM-RUN.....	139
4.9.1	The Course	139
4.9.2	Procedure.....	139
4.10	WADING RACE.....	140
4.10.1	The Course	140
4.10.2	Procedure.....	140
4.11	WADING RELAY.....	140
4.11.1	The Course	140
4.11.2	Procedure.....	140
APPENDIX A.....		142
	Surf Reel Specifications	142
	SLSA Surf Reel Notes:	143
	SLSA Surf Reel Construction	144
	Surf Reel Line Specifications	145
	Surf Line Testing Gauge Specifications.....	145
	Modified South African Release Belt Specifications	146
	Modified South African Release Belt Construction	147
	“Fineprint” Surf Belt.....	149
	Commonly Used Knots.....	150
SECTION 5 SURF BOAT EVENTS.....		151
5.1	GENERAL CONDITIONS	153
5.2	SURF BOAT RACING	155
5.2.1	The Course	155
5.2.2	Pre-Start.....	158
5.2.3	The Start.....	158
5.2.4	The Seaward Journey.....	159
5.2.5	The Turn	159
5.2.6	The Return Journey.....	161
5.2.7	The Finish	161
5.3	RACING FORMAT	162
5.4	SHORT COURSE BOAT EVENT.....	162
5.5	SURF BOAT RELAY	163
5.5.1	Procedure.....	163
5.5.2	Equipment.....	163
5.5.3	Course.....	163
5.5.4	Start	163
5.5.5	Change Over’s Between Relay Legs.....	164
5.5.6	Boat Management.....	164
5.5.7	Boat Roll Overs.....	165

5.5.8	Finish	165
5.6	PENALTIES AND DISQUALIFICATIONS	165
APPENDIX A		166
	Round Robin Boat Racing Procedures	166
APPENDIX B		168
	Surf Boat Usage Policy (as taken from SLSA Policy 1.02)	168
SECTION 6	SURF SKI AND SURF BOARD EVENTS	169
6.1	GENERAL CONDITIONS	171
6.2	SINGLE SKI RACES	171
6.2.1	The Course	171
6.2.2	Procedure	171
6.3	DOUBLE SKI RACES	172
6.3.1	The Course	172
6.3.2	Procedure	172
6.4	SURF BOARD RACES	175
6.4.1	The Course	175
6.4.2	Procedure	175
6.5	SURF BOARD/SURF SKI RELAY	180
6.5.1	General Conditions	180
6.5.2	The Course	180
6.5.3	Procedure	180
6.5.4	Variation of Course and Procedure for Masters Age Groups	181
APPENDIX A		189
	SURF BOARD USAGE	189
SECTION 7	SURFBOARD RIDING EVENTS	190
7.1	GENERAL CONDITIONS	192
7.2	THE COURSE	193
7.3	PROCEDURES	193
7.3.1	Conditions	193
7.3.2	Draws and Seeding	193
7.3.3	Marshalling and Walk Throughs	193
7.3.4	Preparing for the Start	194
7.3.5	Starting and Time Keeping	194
7.3.6	Surfing	194
7.3.7	Finish	194
7.3.8	Riding Time	194
7.3.9	Points Allocation	195
7.3.10	Number of Rides	195
7.4	JUDGING CRITERIA	195
7.4.1	Short Board Wave Riding Criteria	195
7.4.2	Long Board Wave Riding Criteria	195

7.4.3	Judging Philosophy	195
7.4.4	Scoring	196
7.4.5	Judging Panel and Wave Tabulation	196
7.4.6	Missed Ride by Judges	196
7.4.7	Interference	196
7.4.8	Equal Points	197
7.5	SURFBOARD RIDING VARIATIONS.....	197
7.5.1	Surfboard Teams Riding	197
SECTION 8 MULTI-DISCIPLINE EVENTS		199
8.1	GENERAL CONDITIONS	201
8.2	IRONMAN AND IRONWOMAN	201
8.2.1	General.....	201
8.2.2	The Course	202
8.2.3	The Procedure	202
8.2.4	Ironman and Ironwoman Variations	203
8.3	SIX PERSON TAPLIN RELAY.....	208
8.3.1	General Conditions	208
8.3.2	The Course	208
8.3.3	Procedure.....	208
8.3.4	Taplin Relay Variations	209
8.4	LIFESAVER RELAY	210
8.4.1	General Conditions	210
8.4.2	The Course	211
8.4.3	Procedure.....	211
8.5	OCEAN M	213
8.5.1	Event Description.....	213
8.5.3	Craft Management/Handling	213
8.5.4	The Course	214
8.5.5	Equipment Management.....	215
8.5.6	Judging.....	215
8.5.7	Contact with Craft	215
8.6	OCEAN M LIFESAVER RELAY	217
8.6.1	Event Description.....	217
8.6.2	The Course	217
8.6.3	Course Variations	218
8.7	CAMERON RELAY	220
8.7.1	General Conditions	220
8.7.2	The Course	220
8.7.3	Procedure.....	220
8.7.4	Cameron Relay Variations	221
8.8	SURF BOARD RESCUE RACE	225
8.8.1	General Conditions	225
8.8.2	The Course	225
8.8.3	Procedure.....	225

SECTION 9 BEACH EVENTS	227
9.1 BEACH SPRINT	229
9.1.1 The Course	229
9.1.2 Procedure.....	229
9.1.3 Judging.....	230
9.2 BEACH RELAY	232
9.2.1 The Course	232
9.2.2 Procedure.....	232
9.2.3 Judging/Change Over.....	232
9.3 ALL AGE BEACH RELAY	232
9.3.1 The Course	232
9.3.2 Procedure.....	232
9.4 BEACH FLAGS	233
9.4.1 The Course	233
9.4.2 General Conditions	233
9.4.3 Competing for Flags/Deliberate Impedance.....	233
9.4.4 Effect of Elimination and Disqualification	234
9.4.5 Procedure.....	234
9.4.6 The Start.....	235
9.4.7 Judging.....	235
9.5 2KM BEACH RUN	237
9.5.1 The Course	237
9.5.2 Procedure.....	237
9.5.3 Equipment and Apparel.....	237
9.5.4 Course Variation	237
9.6 2KM BEACH RUN Relay	237
9.6.1 The Course	237
9.6.2 Procedure.....	238
9.6.3 Equipment and Apparel.....	238
9.6.4 Course Variation	238
SECTION 10 MARCH PAST EVENTS	240
10.1 GENERAL CONDITIONS	242
10.1.1 Procedure.....	242
10.1.2 Formation.....	243
10.1.3 Team Commands	244
10.2 DRILL PROCEDURES	245
10.2.1 Marching.....	245
10.2.2 Quick Marching	245
10.2.3 Marking Time.....	245
10.2.4 Halting	245
10.2.5 Standing at Ease.....	245
10.2.6 Standing at Attention	246
10.2.7 Wheeling.....	246
10.3 MARSHALLING AND COURSE	249

10.3.1	Marshalling of Teams	249
10.3.2	Colour Party.....	249
10.3.3	Incomplete Teams.....	249
10.3.4	Course.....	249
10.3.5	Wheeling Points.....	249
10.3.6	Halting	250
10.3.7	Parading.....	250
10.3.8	Exit.....	250
10.4	JUDGING AND FAULT ALLOCATIONS	251
10.4.1	Judges	251
10.5	SECTION PROCEDURES AND JUDGING	257
10.5.1	Time and Step.....	257
10.5.2	Arm Swing	257
10.5.3	Wheeling.....	257
10.5.4	Leg Action.....	257
10.5.5	Spacing and Dressing.....	258
10.5.6	Covering.....	258
10.5.7	Body Carriage and Presentation.....	258
10.5.8	Length of Pace	259
SECTION 11	POOL RESCUE EVENTS	260
11	POOL RESCUE EVENTS	262
11.1	GENERAL.....	262
11.2	AUSTRALIAN POOL RESCUE RECORDS	262
11.3	SPECIAL CONDITIONS FOR SLSA COMPETITIONS	263
11.4	SPECIFIC SLSA EVENT RULES.....	264
APPENDIX A	269
	POOL RESCUE RECORD APPLICATION FORM	269
SECTION 12	COMPETITION ADMINISTRATION	270
12.1	CONDUCTING COMPETITIONS AND EVENTS.....	272
12.2	COMPETITION CALENDAR	273
12.3	ADMINISTRATION	274
12.3.1	Organising Committee	274
12.3.2	Competition Committee.....	274
12.3.3	Safety Committee	275
12.3.4	Competition Officials.....	275
12.3.5	General.....	275
12.3.6	Team Events	276
12.3.7	SLSA Permission to Enter Competitions.....	276
12.3.8	Competitions and/or Displays Conducted by Other Organisations.....	276
12.3.9	Late Entries/Additional Entries	276
12.3.10	Awards after Closing Dates	276
12.3.11	Refusal of Entries.....	276
12.4	TROPHIES, PRIZES AND ELIGIBILITY.....	277

12.5 OFFICIALS' AND COMPETITORS' OATHS	277
12.5.1 Officials' Oath	277
12.5.2 Competitors' Oath	277
12.6 BUOY LAYOUT DIAGRAMS	278
12.6.1 Layout of Typical Surf Carnival	278
12.6.2 Craft Buoy Line and Anchor Specification	279
12.6.3 General Arrangement of Swimming Buoys Lines and Anchors	280
12.6.4 General Arrangement of Surf Boat Buoys Lines and Anchors.....	281
12.6.5 Typical Craft Finishing Poles and Metal Bases	282
SECTION 13 OFFICIALS and THEIR DUTIES	283
13.1 APPOINTMENTS.....	285
13.2 APPLICATION FOR APPOINTMENT.....	285
13.3 NOTIFICATION OF APPOINTMENTS	285
13.4 DRESS OF COMPETITION OFFICIALS.....	285
13.5 COMMITTEES AND OFFICIALS	285
13.6 ORGANISING COMMITTEE.....	287
13.7 COMPETITION COMMITTEE	287
13.8 SAFETY COMMITTEE	287
13.9 COMPETITION DISCIPLINARY COMMITTEE.....	287
13.10 COMPETITION APPEALS PANEL.....	287
13.11 COMPETITION APPEALS PANEL CONVENOR.....	287
TECHNICAL OFFICIALS	287
13.12 REFEREE	287
13.13 DEPUTY REFEREE.....	288
13.14 AREA REFEREE	288
13.15 SECTIONAL REFEREE	289
13.16 EVENT ADMINISTRATOR.....	289
13.17 COMPETITION LIAISON PERSONNEL	290
13.18 COURSE SUPERVISOR(S)	290
13.19 SCRUTINEER COORDINATOR.....	291
13.20 GEAR and EQUIPMENT COORDINATOR.....	291
13.21 ANNOUNCING COORDINATOR	292
13.22 JUDGES	292
13.22.1 General.....	292
13.22.2 Chief Judges.....	292
13.22.3 Finish Judges.....	293

13.22.4 Lane Judge (IRBs).....	293
13.22.5 Course Judges.....	294
13.22.6 Specialist Judges.....	295
13.22.7 Electronic Device Specialist Judges	295
13.22.8 Timekeeping Judges.....	295
13.22.9 Recording Judges.....	296
13.23 STARTER	296
13.24 CHECK STARTER	296
13.25 MARSHALL	297
13.26 CHECK MARSHALL	297
13.27 PRESENTATION COORDINATOR.....	298
SAFETY OFFICIALS.....	298
13.28 SAFETY COORDINATOR (SC).....	298
13.29 SAFETY OFFICERS (SO)	299
13.30 POWER CRAFT COORDINATOR	300
13.31 WATER SAFETY COORDINATOR.....	300
13.32 WATER SAFETY PERSONNEL	301
13.33 COMMUNICATIONS COORDINATOR.....	301
13.34 MEDICAL/FIRST AID COORDINATOR	301
13.35 COURSE STATISTICIAN	302
APPENDIX A.....	303
COMPETITION ADMINISTRATION AND OFFICIALS’ ORGANISATION FLOW CHART	303
SECTION 14 PROTESTS, APPEALS AND DISCIPLINE.....	304
14.1 CONDUCT AND DISCIPLINE GENERALLY	306
14.2 PENALTIES	306
14.3 PROTESTS	306
14.3.1 Protest Categories.....	306
14.3.2 Lodging a Protest	306
14.3.3 Protest Adjudication.....	307
14.4 COMPETITION APPEALS PANEL.....	308
14.4.1 Powers	308
14.4.2 Structure and Functions	308
14.5 COMPETITION DISCIPLINARY COMMITTEE.....	309
14.5.1 Purpose and Powers.....	309
14.5.2 Structure and Functions	309
14.5.3 Procedure.....	310

14.6 SLSA PROTEST FORM 311

TABLE OF FIGURES

Figure 1: TYPICAL INFLATABLE RESCUE BOAT COMPETITION AREA.....	71
Figure 2: SURF RACE AND SURF TEAMS RACE	125
Figure 3: TYPICAL OCEAN SWIM COURSE.....	127
Figure 4: SURF BELT RACE.....	130
Figure 5: RESCUE TUBE RESCUE RACE (4 PERSON)	133
Figure 6: RESCUE TUBE RESCUE RACE (2 PERSON)	136
Figure 7: RESCUE TUBE RACE (1 PERSON)	138
Figure 8: RUN-SWIM-RUN	139
Figure 9: WADING RACE	140
Figure 10: WADING RELAY.....	141
Figure 11: SURF REEL DIMENSIONS	144
Figure 12: SURF REEL DIMENSIONS	144
Figure 13: SURF REEL DIMENSIONS	144
Figure 14: SURF LINE TESTING GAUGE	145
Figure 15: MODIFIED SOUTH AFRICAN RELEASE BELT CONSTRUCTION	147
Figure 16: MODIFIED SOUTH AFRICAN RELEASE BELT CONSTRUCTION	148
Figure 17: "FINEPRINT" SURF BELT	149
Figure 18: COMMONLY USED KNOTS.....	150
Figure 19: SURF BOAT RACE.....	157
Figure 20: SURF BOAT TURNS AT BUOYS	160
Figure 21: SURF BOAT RACE OPTIONAL START AND/OR FINISH	162
Figure 22: UNDER 17 - MASTERS SKI AND DOUBLE SKI RACES	174
Figure 23: UNDER 15 - MASTERS SURF BOARD RACE	176
Figure 24: UNDER 14 SURF BOARD RACE	177
Figure 25: UNDER 11 - UNDER 13 SURF BOARD RACE	178
Figure 26: UNDER 9 - UNDER 10 SURF BOARD RACE	179
Figure 27: UNDER 15 - OPEN SURF BOARD RELAY	182
Figure 28: MASTERS SURF BOARD RELAY RACE	183
Figure 29: UNDER 14 SURF BOARD RELAY	184
Figure 30: UNDER 11-UNDER 13 SURF BOARD RELAY	185
Figure 31: UNDER 9 - UNDER 10 SURF BOARD RELAY RACE	186
Figure 32: UNDER 17 - OPEN SKI RELAY RACE.....	187
Figure 33: MASTERS SKI RELAY RACE	188
Figure 34: UNDER 14 - OPEN IRONMAN AND IRONWOMAN.....	205
Figure 35: MASTERS IRONMAN AND IRONWOMAN	206
Figure 36: UNDER 11 - UNDER 13 IRONMAN AND IRONWOMAN	207
Figure 37: LIFESAVER RELAY RACE	212
Figure 38: INDIVIDUAL OCEAN M COURSE	216
Figure 39: OCEAN M LIFESAVER RELAY COURSE	219
Figure 40: UNDER 14 - UNDER 15 CAMERON RELAY RACE	222
Figure 41: UNDER 11 - UNDER 13 CAMERON RELAY RACE	223
Figure 42: UNDER 9 - UNDER 10 CAMERON RELAY RACE	224
Figure 43: SURF BOARD RESCUE RACE.....	226
Figure 44: BEACH SPRINT AND BEACH RELAY	231
Figure 45: BEACH FLAGS (One Elimination Per Run-Through)	236
Figure 46: BEACH FLAGS (Two Eliminations Per Run-Through).....	236
Figure 47: 2KM BEACH RUN AND BEACH RUN RELAY.....	239
Figure 48: FORMATION OF MARCH PAST TEAM.....	244
Figure 49: WHEELING DIAGRAM OPEN AND UNDER 17, UNDER 23 AND UNDER 13 - UNDER 15 COMBINED MARCH PAST EVENTS	247
Figure 50: WHEELING DIAGRAM UNDER 14 AND UNDER MARCH PAST EVENTS	248
Figure 51: MARCH PAST ARENA LAYOUT	250
Figure 52: MARCH PAST JUDGE'S CARD FRONT	253
Figure 53: MARCH PAST JUDGE'S CARD BACK	254

Figure 54: MARCH PAST MASTER CARD FRONT	255
Figure 55: MARCH PAST MASTER CARD BACK	256
Figure 56: LAYOUT OF TYPICAL SURF CARNIVAL	278
Figure 57: CRAFT BUOY LINE AND ANCHOR SPECIFICATION.....	279
Figure 58: GENERAL ARRANGEMENT OF SWIMMING BUOYS LINES AND ANCHORS	280
Figure 59: GENERAL ARRANGEMENT OF BOAT BUOYS LINES AND ANCHORS.....	281
Figure 60: TYPICAL CRAFT FINISHING POLES AND METAL BASES.....	282
Figure 61: PROTEST FORM (FRONT).....	311
Figure 62: PROTEST FORM (BACK).....	312

SECTION 1 COMPETITION SAFETY

38th Edition Changes to the Revised 37th Edition Manual:

- Ongoing** General – Minor editorial changes have been made that do not affect the intended rules of competition. These changes clarify, simplify, and assist with comprehension of the SSM. The changes also correct observed spelling, grammatical, formatting, and other minor errors.
- October 2025** Section 1 - has been amended following a SLSA review of Safety Plans for its events. The following are terminology changes: ***Safety Committee*** replaces Safety and Emergency Committee, ***Safety Coordinator (SC)*** replaces Safety and Emergency Management Coordinator (SEMC), and ***Safety Officer (SO)*** replaces Area Risk and Response Officer (ARRO).
- October 2025** Appendix E – added the Cameron Relay to the Contingency Options Table as a “Priority A” event to be conducted, where possible, at Major Carnivals.

1.1 PRELIMINARY

The provision of a safe environment at all SLSA competitions is paramount.

Prior to the commencement of any competition the Competition Committee must be satisfied that all competition and non-competition arrangements provide the necessary safety for competitors, officials and other personnel involved at the competition. The Competition Committee must also be satisfied that the surf conditions are satisfactory for competition to proceed. Tests may be undertaken to assist in these assessment processes. An Event Safety Guide Sheet/Tool/Application and Referee Pre-Competition Checklist may be used to assist in the assessment processes (refer Appendices A and B for samples or contact SLSA).

Should, at any stage prior to or during competition, there is a credible basis for concluding there is an unreasonable risk of serious injury occurring, officials shall suspend all or parts of the competition. The Competition Committee (refer Section 12), shall then decide whether to postpone, cancel or relocate all or parts of the competition.

In addition, where required, SLSA has the authority to seek assessment of the physical and psychological fitness of any competitor or official and ensure through the Referee to the Competition Committee that an unfit competitor or official does not participate for the well-being and safety of themselves and/or others involved in a competition.

Activity participants compete in SLSA competitions to demonstrate their physical and mental skills.

Competition officials and organisers conduct competitions to support and encourage competing lifesavers to demonstrate their lifesaving skills and organisational efficiency. Qualified lifesavers and beach support personnel actively display their prowess as the lifesaving authority in that competition.

At all competitions, the organising group conducting the competition shall provide sufficient and properly equipped and qualified water safety personnel (at each venue) as required by the appropriate lifesaving authority. The provision of rescue craft and a communication network is essential at all competitions. No event shall commence unless a viable means of rescuing an unconscious person from the water is in place, i.e., a crewed Inflatable Rescue Boat (IRB) or crewed Rescue Water Craft (RWC) is on the water and in the competition area. Further, for events involving U13 and under aged unqualified participants (i.e., non SRC Award holders) the requirements of the SLSA Water Safety Policy 1.01 and Procedure shall apply, viz:

- One Water Safety Personnel to five participants; or
- One Water Safety Personnel to 10 participants where low risk conditions are determined by completion of an Event Safety Guide Sheet/Tool/Application.

Note 1: A low risk condition is generally described as surf conditions under 1m, however, other surf and environmental conditions should also be factored into an assessment.

Note 2: The requirement for a crewed IRB or a crewed RWC detailed above counts as two water safety personnel.

If an emergency arises during a competition, effective command and control shall be maintained under the direction of the Safety Coordinator or the Referee.

During an emergency, any member of SLSA entering the water or handling any rescue gear must only do so at the direction of the SEMC or delegate and/or under the direction of the Police or emergency authority.

All surf life saving members not engaged in actual rescue work should assist in maintaining a clear area so that any rescue attempt can be carried out efficiently.

A log (including written notes, photographs and/or audio or visual recordings where applicable) of responses to all rescues, emergencies or major incidents is to be maintained for reference.

The above directions are mandatory and essential to the safe and orderly conduct of surf life saving competitions.

1.2 SAFETY OPERATIONS MANUAL

A Safety Operations Manual (Plan) relevant to the scope of the competition being conducted is essential to the sound planning process. The plan should ensure appropriate procedures are in place if an incident or emergency occurs during a competition.

The contents of a plan may include the following sections:

1.2.1 Objectives

The objectives of the plan are to:

- Outline the facilities that will be utilised during the event.
- Identify those persons with the authority to initiate the plan.
- Outline command and control functions.
- State the activation methods for internal and external agencies and services.

1.2.2 Initiation of the Plan

Proper command and control must be maintained in an emergency or major incident. It is essential that the instructions outlined in the plan are widely communicated and that personnel who have the authority to activate the plan are identified. In this regard, those key persons usually are the Safety Coordinator, Referee and the Competition Organiser or the Event Manager.

1.2.3 First Aid and Medical

Dependent on the size of the competition and the number of participants, the extent of the emergency care facilities required including the number, location, and type of first aid sites will need to be identified. The scope may include a central base, a medical centre, remote sites, and roving patrols as well as the equipment required and the number of personnel and their skills.

Medical facilities, on and off the competition site, need to be identified. This should include the location and contact details of the nearest medical centre and hospital.

1.2.4 Water Safety

The Safety Officer(s), Water Safety Coordinator(s), water safety personnel and emergency safety personnel (including IRB's, Rescue Water Craft, or other suitable craft) are to be appointed and operate as per their position description. In addition, liaison and rescue protocols need to be identified and promulgated.

1.2.5 Emergency Vehicle(s)

At competitions where there are many competitors, or the site is spread over a long distance, an emergency vehicle and/or ATV should be available in case of the need to transport patients off the beach and/or rescue teams to an incident site.

The protocols for operation of the vehicle need to be detailed in the plan.

1.2.6 Major Incidents

Dependent on the size of the competition, and the risks involved, the preparation of emergency plans should be completed. A sample disaster plan for a major incident is contained in Appendix C of this Section.

1.2.7 Emergency Services

Emergency Services tasking protocols should be included in the plan for:

- Ambulance
- Police
- Rescue Helicopter
- Peer Support

1.2.8 Logistics

As necessary, relevant logistical information for deployment of the safety teams should be identified including:

- Personnel
- Deployment of personnel
- Dress standards and appearance
- Access to arenas
- Equipment
- Communications
- Vehicle access
- Alternative venue(s)

1.3 COMPETITION SAFETY ASSESSMENT

Before any SLSA competition commences, the Safety Coordinator or their delegate should assess the prevailing and expected weather and surf conditions.

The Safety Committee (refer Section 12) should also assess the non-competition aspects including Work, Health and Safety matters including infection transmission risks at a competition (e.g., COVID).

Regular assessments should be undertaken during the competition.

Should an assessment indicate that part or all of the competition, not be conducted because of adverse weather or surf conditions, or another identified risk, the Competition Committee will decide whether to postpone, cancel or relocate all or parts of the competition.

The major threat to the conduct of competition usually relates to the advent of adverse weather conditions, either before or during the competition. Adverse weather can create extremes in heat or cold, storms, dangerous surf or swell and associated dangers for competitors. Secondary natural threats should also be considered. These may include man-made disasters, such as pollution of the surf and beach and non-competition safety issues including Work, Health and Safety matters.

The sample Event Safety Guide Worksheet contained in Appendix A of this Section, or a competition safety assessment designed for a particular event may assist in the assessment process. Specific competition safety assessment applications have also been developed and are available through the SLSA website members portal (refer www.slsa.asn.au) and specific SLSA Apps.

1.4. SURF RISK RATING (SRR) SYSTEM

The Surf Risk Rating System (SRR) was initially developed by university professionals in partnership with surf lifesaving as a surf conditions rating tool to assess the prevailing conditions and, particularly when used to assist decision makers to make informed decisions regarding risk management practices and the use of personal protective equipment (PPE) in events involving the use of surf craft.

A description of the SRR system may be found on the SLSA website.

1.5 USE OF PERSONAL PROTECTIVE EQUIPMENT (PPE)

SLSA may mandate the use of SLSA approved Personal Protective Equipment (PPE) including high visibility vests, lifejackets and/or helmets in its competitions.

Usage of PPE shall either be optional in some events or compulsory, dependent on the event or age categories e.g., high visibility vests in water events, SLSA approved Level 50 Lifejackets and patient helmets in IRBs.

When mandated competitors must wear the prescribed PPE in events and warm up/down etc. or they shall not be permitted to participate at the competition.

Detailed usage of PPE is contained in Section 2 and/or other relevant discipline sections of this Manual.

1.6 COMPETITION CONTINGENCY PLAN

If the Competition Committee decides to postpone, cancel, or relocate all or parts of the competition event a clear and simple Contingency Plan should be implemented and endorsed by the Competition Committee.

The following is a suggested format for establishing a Contingency Plan for surf life saving competitions.

Note: The contingency options for rescheduling of events at major SLSA Championships is reproduced in Appendix E.

1.6.1 Potential Risks/ Hazards

- Adverse weather and/or surf conditions
- Disasters
- Non competition matters

1.6.2 Weather Forecasting

Weather forecasts, including advice on available light, will be used by the Competition Committee to assist in decision making. If adverse weather and/or surf conditions develop, more regular bulletins and information must be sought and obtained. Subject to the size of the competition, and its specific risk assessment, weather monitoring should commence approximately one week prior to the start of the competition.

If the competition extends beyond one day, the Competition Committee should review weather and surf forecasts each morning and evening.

The Australian Government website for weather is the Bureau of Meteorology (www.bom.gov.au).

1.6.3 The Chain of Command and Decision Making

The Safety Committee shall determine the response to hazards as they occur, or otherwise as required and provide safety advice to the Competition Committee. The sole responsibility for cancellation, postponement, or relocation of part or all of the competition rests with the Competition Committee.

The decision to enact the Contingency Plan is the responsibility of the Competition Committee. The Safety Coordinator is solely responsible to the Competition Committee for recommendations concerning competition safety.

1.6.4 Alternative Locations – Contingencies

- Alternative surf location(s)
- Emergency locations – protected water

1.6.5 Aim and Principles of Relocation

Relocation means relocation of all personnel (competitors and officials) and equipment (including water safety and first aid) necessary to conduct the relevant competition(s). It does not necessarily mean back of beach items such as stands or signage.

The aim of relocating to an alternative venue is to ensure that the competition is safely conducted within the timeframe set down by the Competition Committee.

If water conditions prevent water-based competition, and the beach itself is unaffected, then only water events may need to be relocated.

1.6.6 Outline Plan

There are four primary options:

- Complete relocation of the competition.
- Partial relocation, where only those events considered unsafe will be relocated.
- Postponement of part, or all, of the competition to a later date.
- Cancellation of part, or all, of the competition.

Should a decision be made to continue with competition it might be required to reschedule and/or rationalise the competition programme. This may include prioritisation of events and/or age groups and the cancellation of some events and/or age groups.

Provided that competition can proceed safely Appendix E details a suggested event priority matrix with preference being given to open events then decreasing ages to younger age groups and simultaneously increasing Master's ages.

1.6.7 Reconnaissance of Alternative Locations and Assessment of Conditions

The conduct of the reconnaissance is the responsibility of the Competition Committee. The reconnaissance group may consist of the Competition Organiser, Event Manager and their Deputy, the Referee, Deputy Referee, Safety Coordinator and the appropriate Area Referee(s), where possible, who will jointly assess the situation and report to the Competition Committee for decision.

1.6.8 Relocation Timings and Early Warning

The decision to relocate should be made as early as possible, preferably on the day before.

The following individuals and authorities are to be advised as soon as possible of the decision to relocate the events to be moved and outline timings on the commencement of operations at the alternative site (those responsible for notification listed in brackets):

- Team Managers, all Referees, and Officials – (Referee).
- Water Safety, First Aid, Communications, Safety Officers and, if applicable, the relevant Emergency Service agencies (Police, Ambulance, Hospitals etc.) – (Safety Coordinator).
- Administration Officer, TV, Sponsors, Announcers, Media, Club at Alternative Location, Catering, Council, Lifeguard Services, and other relevant Authorities, Announcers with scripted message – (Logistics Officer/Event Manager)
- Optimal use is to be made of the public address system, social media, digital short messaging services, etc., as well as face to face briefings as soon as the decision is made.

1.6.9 Key Officials required at the Alternative Location

Once the Competition Committee has made the decision to move either the whole, or part of the competition, it is the responsibility of the Competition Organiser and Referee to determine the movement of officials. Planning is essential because the competition may need to be conducted in two locations simultaneously. The exact number of officials, safety and support staff required at the alternative locations will be determined at the time and will be dependent upon the number of events to be relocated.

The appointed Referee (at the alternative location) is responsible for the setup of the competition at the alternative location.

1.6.10 Movement of Competition Officials

If the entire competition is to be moved, the officials are to be moved as quickly as possible.

Bus companies or other sources may need to be on standby to transport officials, depending on the size of the competition.

1.6.11 Movement of Safety and Rescue Personnel and Equipment

The relocation of Water Safety, First Aid and Rescue Equipment is the responsibility of the Safety Coordinator.

The Safety Coordinator will arrange transportation of personnel and their equipment.

1.6.12 Movement of Administration and Competition/Championship Equipment

Movement of the administration and competition gear and equipment is the responsibility of the Logistics Officer/Site Manager and the Gear and Equipment Coordinator.

1.6.13 Movement of Competitors and their Equipment

Movement of all competitors and their equipment is the responsibility of the competitors. Details of public transport arrangements from the competition site to the alternative location may be advised over the public address system and/or via information on a notice board.

1.6.14 Action in the event of Death or Serious Injury

In the event of death or serious injury to a competitor or spectator during the period of the competition, the Referee is responsible for any immediate decision to suspend or postpone competition. The Safety Coordinator is responsible to the Competition Committee for handling the situation.

1.6.15 Provision of Counselling Services

Dependant on the size of the event, The Peer Support Coordinator is responsible for the contact and provision of initial counselling support. If this position is not applicable, it is the responsibility of the Safety Coordinator. This may be initiated via state/territory centre as per lifesaving standard operating procedures.

1.7 SLSA MEMBERS' HEALTH

- (a) Competitors and officials should realise the importance of fitness to undertake their respective activities and it is strongly encouraged they seek expert advice on all aspects of their health before participating.
- (b) Competitors and/or officials who suffer illness or injury should seek medical advice prior to participating or continuing with their activity.
- (c) In addition, SLSA may, at its sole discretion, require a competitor and/or official to be assessed for physical and/or psychological fitness to participate to ensure that an unfit competitor and/or official and/or SLSA is not placed at risk.

1.8 NO RELIANCE

The contents of this Section 1 is intended as a generalised summary only and should not be used or relied upon as a substitute for professional risk management safety advice.

Members are also reminded to refer to the Introduction to this Manual. It is imperative this Manual is read and fully understood by competition organisers, officials, team managers, coaches, and competitors.

APPENDIX A

SAMPLE COMPETITION SAFETY GUIDE WORKSHEET

In applying the worksheet competition organisers must focus on safety in a way that does not cause them to have or question conflicting views as to whether competition should continue.

Competition officials must suspend competition whenever there is a credible basis for concluding there is an unreasonable risk of serious injury to competitors occurring.

Note: Specific competition safety assessment applications have also been developed and are available through the SLSA website members’ portal (refer www.slsa.asn.au) and specific SLSA Apps.

EVENT:.....

DATE:.....

1. Scope & Context							
Event	√ Yes	√ No	Age Groups		√ Yes	√ No	
Boat/IRBs			U8 – U14				
Belt			U15 – U17				
Ski			U18 – U19				
Board			U21 – U23				
Swim			Open				
Tube			Masters				
Beach Events			Qualified/Unqualified Participants				
Beach Run				Inclusive/Adaptive Participants			
Other (e.g. Endurance Format)				Other Participants			
Other Details Including Reference to Appendix E:				Other Details Including Reference to Appendix E:			

2. Hazard Identification & Assessment							
Adverse Effects on Safety	√ Yes	√ No	Adverse Effects on Safety		√ Yes	√ No	
Surf Conditions			Geographic				
Swell Size			Beach Conditions				
Wave Type			Headland, Groynes, etc				
Depth of Water			Seaweed/Debris				
Tides/Currents			Other:				
Time between Sets							
Other:							
If yes, what is the potential harm?				If yes, what is the potential harm?			

Section 1 – Competition Safety

3. Adverse Climatic Conditions	√ Yes	√ No		4. Other	√ Yes	√ No
Weather				Marine Stingers		
Wind				Other Marine Life		
Air Temp.				Infection Transmission Risks		
Water Temp.						
Wind Chill				Other:		
Available Light						
Other:						
If yes, what is the potential harm?				If yes, what is the potential harm?		

5. Risk Treatments						
Emergency/Safety Services	√ Yes	√ No		Other Options	√ Yes	√ No
Water Safety				Continue/Commence/Delay Event		
IRBs				Use of PPE		
Patrols				Consult with Team Managers		
Medical				Modify Selected Event		
First Aid				Change of Venue – Selected Events		
Communications				Cancellation of Selected Events		
Access to Emergency Services				Cancellation – Total		

6. Trigger Point Indicator	Reported	Significance
Event not conforming to timetable		
Review of Action Plan		
Minor equipment damage		
Major equipment damage		
Loss or destruction of equipment		
Loss of control/contact with craft		
Injury – Minor		
Injury – Major		
Potentially dangerous marine life observed		
Safety concerns reported to Officials		
Death of competitor/official/spectator		

ACTION(S) TAKEN
COMMENTS

Remember: The provision of a safe environment at all SLSA competitions is paramount.

I,..... (Print Name and Position)
am satisfied that this Event Safety Guide document has been accurately completed and that it
correctly reflects the assessment at the time it was undertaken

Signature:

Date/Time:

APPENDIX B

SAMPLE REFEREE PRE-COMPETITION CHECKLIST

Prior to the start of competition, the referee should be satisfied that the following have been completed:

COMPETITION:

DATE:

	√ Yes	√ No
Sufficient, properly equipped and qualified water safety personnel have been provided including specific ratios as detailed in the SLSA Water Safety Policy 1.01 and Procedure document for U13 and under aged competition.		
A viable means of rescuing an unconscious patient from the water is in place i.e. a crewed IRB or RWC is on the water in the competition arena.		
A safety and rescue plan relevant to the scope of competition being conducted has been prepared		
A contingency plan is in place		
The prevailing and expected conditions have been assessed		
The non-competition aspects of the competition have been assessed		
Has any assessment determined that competition should not be conducted (in full or part)?		
If yes, has the Competition Committee been notified?		
What was the decision of the Competition Committee?	<input type="checkbox"/> Postpone <input type="checkbox"/> Cancel <input type="checkbox"/> Relocate	
Any compulsory use of PPE conveyed to event participants		
Has the contingency plan been implemented?		
All relevant parties have been briefed		
The surf conditions are satisfactory for competition to commence		

I, (Print Name and Position)

am satisfied that all competition and non-competition arrangements provide the necessary safety for competitors, officials and other personnel involved in competition.

Signature:

Date/Time:

APPENDIX C

SAMPLE EMERGENCY RESPONSE PLAN – MAJOR INCIDENT

(a) Initial Action - Commence Log and Ascertain Details:

- Time/Date/Place
- Identity of informant
- Location of informant
- Location
- Nature of incident
- Extent of incident – how serious?
- Number of possible injured
- Is there anyone in charge as yet?

Notify:

- Safety Coordinator
- Police
- Ambulance (as appropriate)
- Surf Rescue Command – SurfCom
- Medical/First Aid Officer
- Referee
- Competition Organiser
- Media Liaison

Transport:

- First aid, medical equipment, and relevant personnel to site.

(b) At the Scene:

- Continue Log
- Ensure no further danger
- Cordon off scene
- Set outer perimeter – consider crowd control
- Set up command post
- Set up triage and casualty area
- Coordinate search for victims with Police
- Arrange escorts for relatives and minor low priority patients to first aid base
- Consider:
 - Set up helicopter landing area
 - Set up fully enclosed and secure area for use of morgue (if required)
 - Arrange emergency vehicle access
 - Media Liaison to arrange media area

(c) At the First Aid Area:

- Commence Log
- Appoint/Confirm Officer in Charge
- Accept patients with minor injuries
- Arrange area for relatives
- Arrange trauma and grief counselling
- Ensure adequate stocks of first aid supplies
- Transport emergency care stock and equipment to primary site as required
- All requests for information (including media) to command post
- Arrange refreshments
- In the case of alleged criminal activity, all injuries and First Aid treatments must be fully documented.

(d) Personnel Required at Command Post:

- Safety Coordinator
- Medical Officer
- Competition Organiser
- Media Liaison Officer
- Police Coordinator
- Ambulance Coordinator
- Log Keeper

(e) At Completion:

Debrief:

- Arrange venue away from activities and interruptions
- Ensure police and ambulance coordinators in attendance
- Arrange refreshments
- Ensure all personnel are accounted for
- Conduct debrief – SLSA/Police/Ambulance
- Take notes
- Take contact details of all major participants in search
- Ensure someone from SLSA is present to thank members
- Arrange any ongoing search/assistance
- Clean up
- Ensure all equipment is accounted
- Clean equipment
- Replenish supplies
- Arrange further/ongoing support for competitors/officials/members

APPENDIX D

AUTHORITY FOR SUSPENSION/RELOCATION/CANCELLATION OF COMPETITION

The following table outlines the various roles and authorities that may lead to suspension, relocation and/or cancellation for competition safety reasons.

Role	Level of Authority	Scope of Authority
Competition Committee	Suspend Initiate Contingency Plan Cancellation	Competition
Safety Committee	Suspend	Event/Area
Competition Committee Chair	Suspend	Event/Area
Referee	Suspend	Event/Area
Safety Officer	Suspend	Event/Area
Workplace Health and Safety Adviser	Suspend	Event/Area
SLSA Authority CEO or Delegated Representative	Suspend	Event/Area
Area Referee	Suspend	Area
Sectional Referee	Suspend	Area
Safety Coordinator	Suspend	Area
Other Officials	Report safety matters immediately to the Referee or their delegate or to the Safety Coordinator or Safety Officer. Suspend in the event of a catastrophic event and immediately report.	Area

Note: Refer also to Sections 12 and 13 for position descriptions.

APPENDIX E**OCEAN CONTINGENCY OPTIONS - MAJOR COMPETITION EVENT PRIORITISATION TABLE**

In the event of a competition being affected by implementation of contingency plans, a decision to delete events may be required. Provided that competition can proceed safely, the table below is a suggested priority matrix with preference being given to open events then decreasing ages to youth and simultaneously increasing master's ages.

Priority	Event	Rationale
A	Surf Race Board Race Ski Race Ironman/Ironwoman Beach Sprint Beach Flags Taplin Relay Cameron Relay Surf Boats Beach Relay Champion Patrol Beach Run Beach Run Relay	Core individual event Core individual event Core individual event Core individual event/High media interest Core individual event Core individual event Premier Team event/High media interest Premier Team event Premier Team event Premier Team event Core Team event Showcases the lifesaving strength of a club Generally easy to marshal and simple to run Generally easy to marshal and simple to run
B(1)	Board Relay Ski Relay Surf Teams	Core Team events
B(2)	Double Ski Lifesaver Relay	Core Team event Craft/Events that may result in heightened risk management issues in larger surf conditions
C	Board Rescue Rescue Tube Rescue Belt Races Champion Lifesaver	All Rescue style of events Length of time to complete events from heats through to finals may be significant Achieving a fair course, at times, can be difficult i.e., 50m of bank is required Setting the course, at times, at a distance longer than the SSM is required
D	2km Swim Inclusive/Adaptive Water Events	This may be a complex event to conduct in difficult conditions

APPENDIX F

POOL RISK ASSESSMENT WORKSHEET

Refer in general to the processes identified in this Section. In addition, prior to commencement of competition, the Referee(s), the Host Organising Committee Chair and the Emergency Services Coordinator should jointly undertake a risk assessment of the venue using the following checklist.

POOL RISK ASSESSMENT WORKSHEET

VENUE:

COMPETITION:

DATE:

ASSESSOR'S NAME:

Safety Considerations	Check	Comments / Corrective Action	Check
General Conditions of Hire – sighted and signed			
Venue - general structure and surface safety			
Pool dimensions correct			
Depths signs visible and correct			
Non slip pool concourse			
Event course(s) correctly set			
Competition area clearly defined			
Pool equipment (e.g. lane ropes, overhead flags) safe and correctly fitted			
Rescue equipment available			
First Aid equipment and room/area set up with readily identifiable first aiders			
Incident Report Forms available			
Emergency Services Coordinator promoted and identifiable			
Patrol/Lifeguard Service available			
Sun Protection considerations in place			
Water Conditions (quality and temperature)			
PA with safe electrical connections			
Emergency telephone available and working			
Officials Communication system(s) operational			

Section 1 – Competition Safety

Safety Considerations	Check	Comments / Corrective Action	Check
Officials, correct numbers and readily identifiable			
Officials, uniforms and refreshments			
Officials, trained and induction completed			
Current Insurance Policies			
Competitor Entry Forms submitted			
Competition Gear and Equipment safety check completed			
Sufficient spectator viewing areas			
Allowance for spectator and competitor traffic flow			
Emergency Action Plan in place			
Emergency Services access			
REVIEW, APPLY AND CONTROL MEASURES:			

Note: In the event of a pool rescue competition being disrupted for any reason, the implementation of contingency plans may be required including the prioritisation of events to be conducted and/or deleted. The Competition Committee shall determine how best to manage the competition going forward and to communicate with participants.

SECTION 2
GENERAL COMPETITIVE CONDITIONS

38th Edition Changes to the Revised 37th Edition Manual:

- Ongoing** General – Minor editorial changes have been made that do not affect the intended rules of competition. These changes clarify, simplify, and assist with comprehension of the SSM. The changes also correct observed spelling, grammatical, formatting, and other minor errors.
- October 2025** 2.3 – All reference to the *First Aid Competition* have been changed to the *Champion First Aid* event to reflect the new name for the competition.
- October 2025** 2.3.13(f)(ii) – an Open (non-gender) 190 years plus age category has been added to the suite of Masters three person team events.
- October 2025** 2.3.13(f)(iv) – the Mixed Beach Relay (two males and two female) has been added to the suite of Masters events with the age Groups of Under 200 years of age and Over 200 years of age.
- October 2025** 2.5.1(b) – the swimsuit specifications for SLSA swim events have been amended to reflect updates to World Aquatics specifications for still water swimsuits. **Note:** SLSA still maintains some differences to World Aquatics e.g., modesty garments are permitted under swimsuits.
- October 2025:** 2.13 – Some fine tuning and clarifications have been made to the Draws section including draws, seeding, withdrawals, and filling of vacancies in rounds and finals of events.
- October 2025** 2.14 – The maximum number competitors in Ocean M, and Ocean M Lifesaver Relay has been changed from 24 to 16 (unless otherwise decided) to align with ILS and allow for a more structured event conduct.
- October 2025** 2.16(a) – Some amendments have been made to reflect the introduction of electronic reporting as well as competitor/team manager responsibilities to advise their intention to start or withdraw from an event when called to report for an event.
- October 2025** 2.17(a) – Some amendments have been made to reflect the introduction of electronic reporting and to clarify that unless otherwise advised and permitted competitors, must marshal when called for an event. In addition, it is clarified that any reserves for an event are only permitted to participate if they are eligible (refer 2.13(g)) and report prior to the close of marshalling.
- October 2025** 2.19(9) – The wording for starting of events (other than beach sprint events) has been amended to be consistent with IRB competition i.e., in events where a start line is drawn or a cord is used it is now the competitors' front *foot* (rather than *toes*) that are to be placed on or behind the line.
Note 1: The definition of a foot includes any part of the foot, heel and/or toes.
Note 2: As detailed in S2.19(h) for Beach Sprint events, toes and fingers shall be on or behind the line except where an upright starting position is adopted. In such circumstance the competitors' toes shall be on or behind the line but parts of the body may overhang the line.
- October 2025:** 2.19(j) – A new clause has been added to clarify that the starting rules for Pool Rescue Events are as per the ILS Competition Rulebook.
- October 2025** 2.19(k) – It is clarified that competitors entering the water at the start (and changeover) of events may do so at their own discretion and do not need to cross the start line unless otherwise prescribed provided that there is no interference to other competitors.
- October 2025** 2.22(f) – Wording has been added to the note relating to falling across the finish line to clarify that one foot must be grounded on or over the finish line for the competitor to be deemed to have correctly finished a race.

October 2025

2.31 – The official completion time of competition has been clarified. The official completion time does not extend to matters of discipline and Disciplinary Committee proceedings that may be implemented relating to a particular issue before, at, or after, and/or continues following the official completion of time of competition. A further reference to Section 14 has also been added.

2.1 SLSA COMPETITIONS

- (a) Competitions are conducted by SLSA across a wide range of ages commencing from under eight years to seventy years and over and may include competitions with single or multiple areas involving pool, ocean, lifesaving, boat, craft, swimming, and beach events or multiple discipline events.
- (b) All SLSA competition, carnivals and any other competitions authorised or controlled by SLSA, must be conducted by duly accredited SLSA officials or other persons recognised by SLSA.
- (c) Competition effectively commences for a competition or carnival upon the issue of a bulletin or circular calling for entries.
- (d) Only members of SLSA or other persons duly recognised by SLSA may compete or participate in SLSA competitions, activities or displays.
- (e) No member of SLSA shall compete or take part, nor shall an affiliated club or Branch or State Centre be involved in any way, in any lifesaving competition, event and/or related display involving SLSA owned equipment or intellectual property, unless that competition, event or display is licensed or sanctioned by SLSA and prior written permission to compete or take part has been obtained from SLSA.
- (f) All SLSA members are subject to the SLSA Anti-Doping Policy, and the penalties prescribed in that policy.
- (g) Not all events detailed in the SLSA Surf Sports Manual need to be conducted at SLSA Championships or at other competitions. The events to be conducted may be listed in entry circulars and other documents relating to the competition.
- (h) This summary highlights the most important competition qualifications but in no way purports to cover every item pertaining to competition requirements regulated or controlled by SLSA.

2.2 COMPETITION ELIGIBILITY

2.2.1 Competition Qualification

- (a) To be eligible to compete in SLSA Championship competition all members from the U15 age group up to and including Masters must, by the close of normal entries for the relevant Championship:
 - (i) Be a registered and current financial member of SLSA.
 - (ii) Be the holder of the appropriate SLSA award relevant to the age category as detailed in the current edition of the Surf Sports Manual or hold the equivalent overseas ILS member country award.
 - (iii) Be SLSA proficient as prescribed for the relevant SLSA Award required for competition eligibility as at the normal closing date of entries.
 - (iv) Be eligible under the necessary age category.
 - (v) Have met their patrol and/or service commitments as detailed in SLSA Competition Eligibility Policy 5.04 and required by their Club, Branch, State and SLSA.
 - (vi) Not be in default with their Club, Branch, State Centre or SLSA (or overseas ILS member associations) in relation to their service, financial or discipline obligations.
 - (vii) Have met any other competition eligibility qualification requirements for specific events e.g., IRB, Surf Boat (sweep), Champion Patrol, FirstAid.

Note 1: Continuing U14 and U15 age proficient award holding members may continue to participate in events with their existing age award and proficiency up until 31 December each year.

Note 2: Masters competitors over the age of 50 years who wish only to compete in Masters championship competition must hold a SLSA Bronze Medallion and a current Bronze Medallion proficiency as detailed in SLSA Competition Eligibility Policy 5.04 except that these members may have an extended run swim run time of 12 minutes.

This extended run swim run time limit for Masters competitors over the age of 50 years will not requalify a member to be eligible to undertake Bronze Medallion patrol duties.

- (b) To be eligible to compete in SLSA non-championship competitions all award members from the U15 age group up to and including Masters must:
- (i) Be a registered and current financial member of SLSA.
 - (ii) Be the holder of the appropriate SLSA award relevant to the age category as detailed in the current edition of the Surf Sports Manual or hold the equivalent overseas ILS member country award.
 - (iii) Be SLSA proficient as prescribed for the relevant SLSA Award required for competition.
 - (iv) Be eligible under the necessary age category.
 - (v) Have met their patrol and/or service commitments as required by their Club.
 - (vi) Not be in default with their Club, Branch, State Centre or SLSA (or overseas ILS member associations) in relation to their service, financial or discipline obligations.
 - (vii) Have met any other competition eligibility qualification requirements for specific events e.g., IRB, Surf Boat (sweep), Champion Patrol, FirstAid.

Note 1: Continuing U14 and U15 age proficient award holding members may continue to participate in events with their existing age award and proficiency up until 31 December each year.

Note 2: Masters competitors over the age of 50 years who wish only to compete in Masters championship competition must hold a SLSA Bronze Medallion and a current Bronze Medallion proficiency as detailed in SLSA Competition Eligibility Policy 5.04 except that these members may have an extended run swim run time of 12 minutes.

This extended run swim run time limit for Masters competitors over the age of 50 years will not requalify a member to be eligible to undertake Bronze Medallion patrol duties.

- (c) Non-Award Members aged U15 to Masters may, for a maximum of 120 days from the date of joining SLSA (SLSA Competition Eligibility Policies 5.04 and SLSA Water Safety Policy 1.02), be eligible to compete in SLSA non-championship competitions (except for IRB or Surf Boat events as a sweep) provided that:
- (i) They are a registered and current financial member of SLSA.
 - (ii) Completed the basic assessment for the appropriate SLSA award relevant to the age category (e.g., relevant pool swim and run-swim-run).
 - (iv) Be eligible under the necessary age category.
 - (v) Have received instruction from a current accredited SLSA Coach regarding any craft to be used in the event and the event procedure.
 - (vi) Supervision in the competition by a current accredited SLSA coach.
 - (vii) The Non-Award Member's Club or the organising authority provides water safety for the unqualified participant as per the Water Safety Policy.
 - (viii) Should prevailing surf conditions require a change of competition conduct or restriction of starters for safety reasons, non-award holders will not be permitted to participate.
- (d) To be eligible to compete in SLSA Junior Activity (U8 to U14 age) Championship and non-championship competition, members must:
- (i) Be a registered and current financial member of a club affiliated with SLSA.

Section 2 – General Competitive Conditions

- (ii) Complete a Junior Competition Evaluation (including the open water evaluation) prior to being eligible to participate at interclub competitions.
- (iii) Complete the appropriate SLSA Age award and Junior Competition Evaluation (including the open water swim evaluation) relevant to the member's age category by the normal closing date of entry in any championship competition.
- (iv) Be eligible under the necessary age category.

Note 1: Junior Activities members who hold the Surf Rescue Certificate are not required to perform patrol and/or service hours to compete in U13 and U14 individual age competition or championships and U15 team events in SLSA Youth and Pool Championships.

Note 2: U8 members shall not be permitted to compete in water events other than the Wade Relay. The reason for this is that the Junior Competition Evaluation (open water swim evaluation) does not form part of the Junior Preliminary Skills Assessment for U8 members.

(e) Special Circumstances:

- (i) Upon application the SLSA Chairs of Lifesaving and Sport may, in very special circumstances, approve limited competition eligibility for members with a significant medical issue and/or permanent and limiting disability who cannot obtain or maintain a proficient age award, Surf Rescue Certificate or Bronze Medallion to participate in non-water events provided that all other qualification criteria is met. Such approval may be on-going or subject to annual review as advised on a case by case basis by SLSA.

Note: If an on-going approval is provided it is the responsibility of the Club and/or member to maintain documentation for production upon request by SLSA.

- (ii) SLSA may also make special allowances for requalification that may enable a member to participate in water-based competition e.g., a time concession approved to complete a run swim run proficiency because of mobility issues on land. This would be on the basis that all other eligibility criteria have been met. Such approval may be on-going or subject to annual review as advised on a case by case basis by SLSA.

Note: If an on-going approval is provided it is the responsibility of the Club and/or member to maintain documentation for production upon request by SLSA.

- (iii) Any such approvals will also enable an eligible member to compete in championship competition and will include SLSA endorsement, as appropriate, to enter ILS or ILS member competition.
- (iv) SLSA may also conduct designated inclusive/adaptive water based and beach participation events for unqualified and/or qualified members with a disability. In such circumstances water based events will be conducted with water safety assessments and at least the minimum requirement for unqualified participants as detailed in the SLSA Water Safety Policy 1.01. Clubs will be expected to assist with the water safety of their participants. Details of events, rules and particular requirements will be promulgated by way of entry circulars.

Note: This Rule is not to assist competitors who have suffered an injury. The Rule is intended to assist members with a significant medical issue or permanent limiting disability to participate in SLSA competition.

2.2.2 Award, Patrol and Service Obligations

- (a) All members of SLSA from 13 years of age (as at 30 September) and competing in U15 and above age individual competition (with the exception of U15 team events in SLSA Youth and Pool Championships) are bound by the SLSA Competition Eligibility Policy 5.04 and the accompanying guidelines.

Note: Consistent with the Competition Eligibility Policy 5.04 no competitor shall be granted patrol or club duty exemptions solely upon or for competition reasons.

2.2.3 Dual Membership

In relation to dual or multi-club membership SLSA regulations shall apply:

- (a) Any member of a club may be admitted as a member of another club or clubs, providing such member has a clearance as provided for in the SLSA regulations and all membership requirements are met.
- (b) Any competing member shall not participate in any inter-club competition as a representative of more than one club during any one competition season unless and until their "competitive rights" have been transferred as provided for in the SLSA regulations.

Note: An exception to this is that an organising committee may permit the entry of composite teams into a SLSA competition for participation purposes. Unless otherwise specified composite teams shall not be eligible for awards, medals, trophies, prize money or placing points. Also refer Section 12.

- (c) Any competing member who is a member of more than one club shall be entitled to compete in intra-club events of all such clubs.
- (d) Notwithstanding the International Transfer Provisions detailed in this Manual, members may belong to a Surf Life Saving Club in both Australia and New Zealand (SLSNZ) and choose to compete for both clubs (except at the same competition) provided they meet the award, proficiency, patrol and membership requirements and all other obligations relevant to the country and club for which they wish to compete.

Note: Members with dual SLSA/SLSNZ membership may, as a matter of protocol, advise their Branch/State/National authority before competing for their alternate club.

2.2.4 Competitive Transfers

2.2.4.1 Domestic Competitive Transfers

A member of an Affiliated Club who desires to transfer competitive rights to another Affiliated Club during the currency of a calendar year (1 January to 31 December) may do so under the following conditions:

- (a) A member is permitted two competitive rights transfers in a calendar year (i.e., 1 January to 31 December of that year). Any further transfer application in that year will be processed but will only take effect (if approved) in the next calendar year. An exception to this will be bona fide relocation because of employment, study, or family commitments. Such competitive rights transfers will be subject to consideration and approval by the relevant controlling authority of the member's "losing" club.
- (b) Any International Life Saving (ILS) rulings in respect of competition transfers, international transfers and World Championship competitions will be complied with.
- (c) A member desiring a competitive rights transfer shall initiate the transfer process at either the "gaining" or "losing" club and, after the details are entered into Surfguard ensure the Transfer function in Surfguard has been initiated. A member or club may use the transfer form as proof that a transfer has been initiated.
- (d) The "losing" club or its executive shall, within fourteen (14) days of receiving the original, endorse or reject the application (in Surfguard or on the Form). The club shall record its decision regarding the transfer application in club minutes, and if using the form immediately forward the copy with the club's decision to the controlling authority. The club shall advise the member of its decision.
- (e) If the "losing" club approves the application the controlling authority shall advise the member or if using the form record the approval on the original and return the same to the member. The controlling authority shall minute the decision and if using the form shall notate the form with the decision and retain the duplicate.

- (f) If the "losing" club rejects the application and indicates this in Surfguard, the application shall be considered at the next meeting of the controlling authority for a decision and such decision shall be final. The decision shall be advised to the member and if using the form recorded on the original and returned to the member. The controlling authority shall minute the decision and if using the form shall notate it and retain the duplicate.
- (g) If the controlling authority does not receive a decision or the form from the "losing" club within twenty-one (21) days of Surfguard Transfer request being initiated or the receipt of the duplicate form, the application shall be considered at the next meeting of the controlling authority for a decision. Any decision made at the meeting shall be final. The "losing" club and the member shall be advised of such decision in writing.
- (h) Subject to Rule 2.2.4.1 (a), transfers of competitive rights shall take effect from the date the application is approved by the controlling authority.

2.2.4.2 International Competitive Transfers and Competition

- (a) International transfers:
 - (i) With the exception of members who have dual SLSA and SLSNZ club membership (refer Dual Membership) and competing in these countries only, competitors must apply to transfer to a foreign club.
 - (ii) For this transfer to succeed, competitors require approval from their club/Branch/Province/State and National Organisations.

Note 1: The arrangements for transfers are as per the Domestic Competitive Transfer Section of this Manual.

Note 2: Should a SLSA member not seek this international competitive transfer and compete for an overseas club in an ILS competition or ILS member competition they shall be deemed by SLSA to have transferred their competitive rights to that overseas ILS member club.

2.2.4.3 Membership Clearance and Process

- (a) Any member, who desires to join another club but still retain membership of their existing club(s), or any person who has ceased to be a member of a club but who desires to join another club, shall first obtain from their present club(s), or from the club of which they were last a member, a Clearance. This process can be performed in Surfguard or on the prescribed form (SLSA F004). A member or club may use the transfer form as proof that a transfer has been initiated.
- (b) The clearance process (Surfguard or Form) is to indicate:
 - (i) Any awards that may be held by such person, and
 - (ii) That such person is not indebted in any way to any SLS entity including any club(s); and
 - (iii) That such person is not expelled or under suspension from such club(s) or any other SLS entity; and
 - (vi) The club which shall hold/retain the person's competition rights.
- (c) Where a Clearance is initiated in Surfguard (termed Non-Competitive transfer) only items (ii) and (iii) (above) shall apply.
- (d) The member desiring the clearance shall initiate the transfer process either in Surfguard or if using the form, obtain the prescribed duplicate controlling authority clearance form and, after entering the relevant details lodge the original with the "losing" club and the duplicate with the relevant controlling authority.
- (e) The "losing" club shall, within fourteen (14) days of receiving the request, endorse or reject the application (in Surfguard or on the form). The club shall record its decision regarding the transfer application in club's records, and if using the form, immediately forward the

copy with the club's decision to the controlling authority. The club shall advise the member of its decision.

- (f) If the "losing" club approves the application the controlling authority shall advise the member or if using the form record the approval on the original and return the same to the Member. The controlling authority shall minute the decision and if using the form shall notate the form with the decision and retain the duplicate.
- (g) If the "losing" club rejects the application and indicates in SurfGuard, the application shall be considered at the next meeting of the controlling authority for a decision and such decision shall be final. For the avoidance of doubt there is no appeal against a decision under this clause. The decision shall be advised to the member and if using the form recorded on the original and returned to the member. The controlling authority shall minute the decision and if using the form shall notate it and retain the duplicate.
- (h) If the controlling authority does not receive a decision or the form from the "losing" club within twenty-one (21) days of SurfGuard request being initiated or the receipt of the duplicate form, the application shall be considered at the next meeting of the controlling authority for a decision. Any decision made at the meeting shall be final. For the avoidance of doubt there is no appeal against a decision under this clause. The "losing" club and the member shall be advised by the controlling authority of its decision in writing.
- (i) Clearance of transferring members shall automatically take effect from the date when the application is approved by the controlling authority.

2.3 COMPETITION SEASON, AGES, CATEGORIES AND PROVISO

2.3.1. Competition Season

- (a) The Competition Season shall run from the 1st November in one year to the 30th September in the following year.

2.3.2 Determining Age Groups

- (a) For the purpose of determining an age group, all competitors must have a common birth date calculated as at midnight on 30th September each year, i.e. age at midnight on 30th September determines the competitor's age category (for individual events) in that competition season.

2.3.3 Age Groups/Gender

- (a) SLSA competition events shall be conducted in the following age group/gender categories:
 - Under 8 – Under 15 years (one-year categories)
 - Under 17 years
 - Under 19 years
 - Under 21 years
 - Under 23 years
 - Open
 - Senior
 - Masters (from 30 years plus)
 - Female only
 - Male only
 - Mixed (specified or non-specified numbers of male and female competitors up to and including all males/females)

2.3.4 Participation in Individual and Team Events

- (a) For participation in individual and team events the competitor's age as at midnight on 30 September (each year) shall be:

Section 2 – General Competitive Conditions

Age	Participation in Individual Events* Compete as	Participation in Team Events* Compete as
7 years (proficient)	U8	U8 and/or U9 (Note: U8 members shall not be permitted to compete in water events other than the Wade Relay (because the competition evaluation does not form part of the U8 Age Award/Proficiency).
8 years (proficient)	U9	U9 and/or U10
9 years (proficient)	U10	U10 and/or U11
10 years (proficient)	U11	U11 and/or U12
11 years (proficient)	U12	U12 and/or U13
12 years (proficient)	U13	U13 and/or U14– also refer Section 10 for March Past participation. and the R&R Manual for participation in the specific U13-15 5 Person R&R event. In addition, an U13 is permitted to participate in the U15 Champion First Aid provided they turn 13 years of age during season and gain a proficient SRC.
13 years (proficient)	U14	U14 and/or U15 – also refer Section 10 for March Past participation and the R&R Manual for participation in the specific U13-15, 5 Person R&R event. In addition, an U13 is permitted to participate in the U15 Champion First Aid provided they turn 13 years of age during season and gain a proficient SRC.
14 years (proficient)	U15 (U15 age competitors must remain in the U15 age category and shall not be permitted to compete in any older age division even if they turn 15 during a season and obtain or are eligible to obtain the SLSA Bronze Medallion).	U15 and/or U17 (with the exception of competing on a ski) if a member turns 15 during a season and obtains the SLSA Bronze Medallion. Also refer Section 3 for IRB participation as a patient or handler, Section 4 for a surf belt handler and Section 10 for March Past participation. Surf Boats: U19, U23, and Open if a member turns 15 during a season and obtains the SLSA Bronze Medallion. Refer also to Section 5 for participation.
15 years	U17 and/or Open	Two team ages only - U17, U19, U21, U23 and Open.
16 years	U17 and/or Open	Two team ages only - U17, U19, U21, U23 and Open.
17 years	U19 and/or Open	Two team ages only - U19, U21, U23 and Open.
18 years	U19 and/or Open	Two team ages only - U19, U21, U23 and Open/Senior.

Section 2 – General Competitive Conditions

Age	Participation in Individual Events* Compete as	Participation in Team Events* Compete as
19 years	U21 and/or Open and/or Senior	Two team ages only - U21, U23 and Open/Senior.
20 years	U21 and/or Open and/or Senior	Two team ages only - U21, U23 and Open/Senior.
21 years	U23 and/or Open and/or Senior	U23 and Open/Senior
22 years	U23 and/or Open and/or Senior	U23 and Open/Senior
23 - 29 years	Open and/or Senior	Open and/or Senior
30 years plus	Masters, and/or Open and/or Senior	Masters, and/or Open and/or Senior

***Note:** There are different membership obligations for members to be eligible to compete in Intra Club, Non-Championship and Championship competition. Refer to Rule 2.2 for details.

- (b) In addition to the above, for the specific age conditions and/or qualifications pertaining to participation in R&R, IRB, Champion First Aid, Champion Patrol, and March Past events refer also to Section 3 and Section 10. Refer also to the Rescue and Resuscitation Manual for participation in the specific U13-U15, 5 Person R&R event.
- (c) Where specified (e.g., Lifesaver Relay, All Age Relay, etc.) competitors of different ages may compete together as specified in the event rules provided that each competitor is of the correct age as outlined in the rules for that event and is currently proficient in the appropriate award for their age group.
- (d) No member is permitted to compete in surf ski competition until they are in the U17 age category (i.e., upon reaching 15 years of age as at 30th September in a competition year.
- (e) Event minimum age category requirements to compete on surf skis and in surf boats:

Discipline	Minimum Age
Single Ski, Double Ski, Single Ski Relay	Under 17 Age Category
Open Ironman races containing a ski	Under 17 Age Category
Surf Boat	15 years of Age – Refer Section 5

2.3.5 Under 8 to Under 14 Years

Members may be eligible to contest a relevant U8 to U14 age category after attaining the relevant age as described in Rule 2.3.3 (as at 30th September – refer Rule 2.3.2) and meet the membership requirements detailed in Rules 2.2.1 and 2.2.2. Members must also complete the relevant age requirements (i.e., Junior Preliminary Skills Evaluation, Junior Competition Evaluation (i.e., open water swim) and Junior Education Award) within required time frames to be eligible to enter, as appropriate, into Intra-Club, Non - Championship and Championship competition.

Note 1: For 13 year old (U14) members the relevant Junior Education Award is the Surf Rescue Certificate.

Note 2: U13 age competitors must remain in the U13 age category for individual events and shall not be permitted to compete in any older age division in individual events even if they turn 13 during a season and obtain or are eligible to obtain the SLSA Surf Rescue Certificate. With the exception of March Past, the specific U13– U15, 5 person R&R event and U15 First Aid, U13 age competitors are eligible to compete in designated U13 and U14 team events only.

Note 3: U13 aged competitors are permitted to participate in the specific U13– U15, 5 person R&R event without an SRC. In addition, U13 aged competitors are permitted to participate in the

U15 Champion First Aid provided they turn 13 years of age during a season and gain a Surf Rescue Certificate.

Note 4: U14 age competitors must remain in the U14 age category for individual events and shall not be permitted to compete in any older age division in individual events. U14 competitors are eligible to compete in designated U14 and U15 team events.

Note 5: U13 and U14 aged competitors with a proficient Surf Rescue Certificate are eligible to participate in U17 to Open age March Past events (refer Section 10).

2.3.6 Under 15 Years

Members may be eligible to contest the U15 age category individual and team events after attaining the calendar age of 14 years (as at 30th September – refer Rule 2.3.2) provided they meet the membership requirements detailed in Rules 2.2.1 and 2.2.2.

Note 1: For U15 age members the relevant award is the SLSA Surf Rescue Certificate.

Note 2: U13 and U14 age competitors are not permitted to compete in U15 individual events.

Note 3: U15 age competitors must remain in the U15 age category and shall not be permitted to compete in any older age division in individual events even if they turn 15 during a season and obtain or are eligible to obtain the SLSA Bronze Medallion.

Note 4: With the exception of the specific U13 – U15, 5 person R&R event, U13 competitors shall not be permitted to compete in U15 team events.

Note 5: U15 age competitors with a proficient Surf Rescue Certificate are eligible to participate in U17 to Open age March Past events refer (Section 10).

Note 6: U15 age members who turn 15 years of age during the season and obtain the SLSA Bronze Medallion are eligible to participate in U17 team events only, with the following exceptions:

- (a) U15 age members who turn 15 years of age during the season and obtain the SLSA Bronze Medallion the IRB Crewperson Award and complete the relevant training and endorsements, are eligible to participate in IRB competition as a patient or handler (refer Section 3).
- (b) U15 age members who turn 15 years of age during the season and obtain the SLSA Bronze Medallion are eligible to participate as a handler in all surf belt race events (refer Section 4).
- (c) U15 age members who turn 15 years of age during the season and obtain the SLSA Bronze Medallion are eligible to participate in U19 to Open age surf boat competition (refer Section 5).
- (d) U15 age members who turn 15 years of age during the season and obtain the SLSA Bronze Medallion are **not** permitted to compete on a ski or double ski (refer Sections 6 and 8).

2.3.7 Under 17 Years

(a) Members may be eligible to contest the U17 age category in individual events after attaining the age of 15 years (as at 30th September – refer Rule 2.3.2) provided they meet the membership requirements detailed in Rules 2.2.1 and 2.2.2.

(b) U17 age competitors are eligible to compete in only two team event ages i.e., U17, U19, U21, U23 and Open/Senior in each event discipline conducted at a competition.

Note 1: For U17 age members the relevant award is the SLSA Bronze Medallion.

Note 2: U15 age members who turn 15 years of age during the season and obtain the SLSA Bronze Medallion are eligible to participate in U17 team events (with the exception of not being permitted to compete on a ski or double ski).

Note 3: For participation in IRB and Champion First Aid events refer to Section 3.

Note 4: U17 age members are eligible to participate in U19 to Open age surf boat competition (refer Section 5).

Note 5: For participation in March Past events refer to Section 10.

2.3.8 Under 19 Years

- (a) Members may be eligible to contest the U19 age and Open age categories in individual events after attaining the age of 17 years (as at 30th September – refer Rule 2.3.2) and providing they meet the membership requirements detailed in Rules 2.2.1 and 2.2.2.
- (b) U19 age competitors are eligible to compete in only two team event ages i.e., U19, U21, U23 and Open in each event discipline conducted at a competition.

Note 1: For U19 age members the relevant award is the SLSA Bronze Medallion.

Note 2: For participation in IRB and Champion First Aid events refer to Section 3.

Note 3: For participation in surf boat events refer Section 5.

Note 4: For participation in March Past events refer Section 10.

2.3.9 Under 21 Years

Members may be eligible to contest the U21 age and Open and/or Senior age categories in individual events after attaining the age of 19 years (as at 30th September – refer Rule 2.3.2) and providing they meet the membership requirements detailed in Rules 2.2.1 and 2.2.2.

Note 1: For U21 age members the relevant award is the SLSA Bronze Medallion.

Note 2: For participation in IRB and Champion First Aid events refer to Section 3.

Note 3: For participation in surf boat events refer Section 5.

Note 4: For participation in the March Past events refer Section 10.

2.3.10 Under 23 Years

Members may be eligible to contest the U23 age and Open and/or Senior age categories in individual and team events after attaining the age of 21 years (as at 30th September – refer Rule 2.3.2) and providing they meet the membership requirements detailed in Rules 2.2.1 and 2.2.2.

Note 1: For U23 age members the relevant award is the SLSA Bronze Medallion.

Note 2: For participation in IRB and Champion First Aid events refer to Section 3.

Note 3: For participation in surf boat events refer to Section 5.

Note 4: For participation in the March Past events refer to Section 10.

2.3.11 Open

Members of SLSA who are in the U17 and above age category (i.e., upon reaching 15 years of age as at 30th September in a competition year) and meet the membership requirements detailed in Rules 2.2.1 and 2.2.2 may contest open and/or Senior age in individual and team events.

Note 1: For U23 age members the relevant award is the SLSA Bronze Medallion.

Note 2: For participation in IRB and Champion First Aid events refer to Section 3.

Note 3: For participation in surf boat events refer to Section 5.

Note 4: For participation in the March Past events refer to Section 10.

2.3.12 Senior

Where such an event is considered desirable, SLSA may conduct Senior Events in which only members over the age of 18 years (as at 30th September – refer Rule 2.3.2) and who meet the membership requirements detailed in Rules 2.2.1 and 2.2.2 may be eligible to participate in both individual and team events.

Note 1: For Senior age members the relevant award is the SLSA Bronze Medallion.

Note 2: U19 and/or U17 and/or U15 year old members shall not be allowed to compete in Senior category events.

2.3.13 Masters (30 years plus)

- (a) Members shall be eligible to contest Over 30 years events provided they have attained the age of 30 years (as at 30th September – refer Rule 2.3.2), have met the membership requirements detailed in Rules 2.2.1 and 2.2.2 and have met the patrol requirements for their membership category.

Note 1: For Masters age members the relevant award is the SLSA Bronze Medallion.

Note 2: For participation in the Champion First Aid event refer to Section 3.

- (b) In individual events, Masters may only compete in their own Masters age group or the next youngest age category in a particular event if there are insufficient starters to conduct the event in their own age group and without prejudice to their age category in other events. Masters competitors may also compete in the Open/Senior Age category unless excluded as part of participation conditions.

- (c) The Masters Individual Age Groups are as follows:

30 - 34, 35 - 39, 40 - 44, 45 - 49, 50 - 54, 55 - 59, 60 - 64, 65 - 69, 70 - 74, and 75 plus years.

Note: Competition Organisers may conduct all or some of these age categories at competitions dependent on competitor numbers. Age groupings shall be advised by way of entry circular.

- (d) In Masters Team events, Masters may compete in the Open/Senior age group plus only one Masters Team age category in each event discipline conducted at a competition.
- (e) Masters Teams are permitted to compete only in their own Masters Team/crew age category in which their team/crew qualify by way of ages unless there are insufficient starters. In such cases the team may compete in the next youngest Masters Team age category.
- (f) The Masters Team Age Groups are as follows:
- (i) Two Person Events: The team age is determined by the age of the younger competitor and are: 30 - 34, 35 - 39, 40- 44, 45 - 49, 50 - 54, 55 - 59, 60 - 64, 65 - 69, 70 - 74, and 75 plus years.
 - (ii) Three Person Team Events: Combined age of 110 years plus, 130 years plus, 150 years plus, 170 years plus, Open (non-gender specific) 190 years plus.
 - (iii) Four Person Ocean Team Events: Combined age of 140 years plus, 170 years plus, 200 years plus, 230 years plus.
 - (iv) Four Person Beach Team Events: Combined age of 140 years plus, 170 years plus, 200 years plus, 230 years plus, 250 years plus, and the mixed beach relay (two males and two females) which shall have an Under 200 years of age group and Over 200 years of age group.
 - (v) Four Person Pool Rescue Team Events: Combined age of 120 years plus and 200 years plus.
 - (vi) Surf Boat Events: Combined age of the four rowers of 160 years plus, 180 years plus, 200 years plus, 220 years plus, 240 years plus, 260 years plus. The boat sweep does not need to be a Masters Competitor but must be a proficient SLSA Bronze Medallion member and may compete in multiple Masters Age categories as the sweep. Refer also to Section 5.
 - (vii) IRB Events: 35 years plus. Refer also to Section 3.

Note 1: In Masters Team events where a combined age is stated it is the age of each individual, as at the 30th September prior to the season (1st November to 30th September)

in which the competition is held, added together – i.e. if a competitor turns 40 years of age during the competition season, 39 is the age used to reach combined age total.

Note 2: Competition Organisers may conduct all or some of these individual and/or team age categories at competitions dependent on competitor numbers. Age groupings shall be advised by way of entry circular.

2.3.14 Handlers

- (a) Handlers may be of any gender and are permitted to assist individuals, teams, and crews in particular events including IRBs, surf belt, boat, craft, multi discipline and pool events.
- (b) The specific permissions, roles, qualifications, dress, and responsibilities of handlers can differ in the particular events are detailed in the relevant discipline sections of the SSM.

Note: To assist with the safe conduct of competition it is permitted for any member to assist with the removal of any damaged or abandoned equipment from the competition course.

2.3.15 Female/Male Only Events and Gender Guidelines

- (a) Female/Male Only Events may be conducted in designated competition categories. Female/male members shall be eligible to contest such events as per current SLSA rules.
- (b) However, no event shall be conducted at a competition which excludes a gender, i.e., if only one event is to be conducted it shall be designated as open to both male and female competitors.
- (c) Refer Appendix A for SLSA's Transgender, Gender Diverse Athlete guidelines.

Note 1: Boat sweeps, IRB patients, Belt Race Reel and other handlers are to be considered as gender neutral with respect to their participation in male and female events.

Note 2: Some SLSA events may be designated as open to both male and female competitors in each event.

Note 3: Some SLSA team events (e.g., Open Mixed R&R, Mixed Double Ski, Mixed Beach Relay etc.) may be designated as Mixed and may contain a specified or non-specified number(s) of male and female competitors in each team.

Note 4: The criteria for the above competition categories and provisos may vary from time to time. These variations will be notified by way of SLSA bulletins and circulars.

2.4 COMPETITORS WITH DISABILITIES

- (a) Upon application to the Competition Committee at a competition, an allowance may be considered for a competitor with a permanent limiting disability, but only if there is no disadvantage to other competitors in the event.
- (b) The decision of the Competition Committee shall be final and shall not be subject to protest.

Note 1: This Rule is not to assist competitors who have suffered an injury. The Rule is intended to assist members with a permanent limiting disability to participate in SLSA competition.

Note 2: This Rule is also not intended in the normal course to assist competitors with, say, replacement knees or hips and/or muscle and/or joint injuries and/or dilapidations etc. by allowing runners in events. Such competitors must accept that their capacity may be limited by life events but does not qualify for allowances.

Note 3: It is clarified that an undertaking given by a team or individual that a runner will not overtake another competitor or simply maintain their relative place in a race is not regarded as eliminating a disadvantage to other competitors in the event.

- (c) SLSA may also conduct specific inclusive/adaptive events. See Rule 2.2.1 for conduct of designated events for such members. Also refer Section 12 for the processes for supplementary rules for conducting inclusive/adaptive events.

2.5 DRESS OF COMPETITORS

2.5.1 Costumes, Dress and Style

To promote competitor safety and assist with competitor identification, competitors and handlers entering the water beyond knee depth shall be required to wear distinctive high visibility pink, orange, yellow, green, or red coloured vests or other dress as determined by SLSA (or relevant SLS competition organiser) for a competition. (Refer also to individual sections/events e.g., Ocean Swims, R&R, board riding, beach sprint/relay events, March Past, etc. for specific details.)

Competitors may be permitted to wear their own vest, or competition organisers may supply vests. If SLSA supplies vests, competitors may wear their own vests only if the colour is the same colour as prescribed by the organisers and the vests meet the requirements of the SLSA Sponsorship Policy 6.28 and are approved by the Competition Committee for the competition.

These vests must be worn over the top of existing swimwear and, if appropriate, any personal flotation devices (with the exception of IRB Competitors - refer Section 3), protective clothing and/or wetsuits and/or R&R costumes that are worn.

High visibility vests worn by swimmers in events are to be sleeveless type singlets and, when worn, should extend from the neck to the midriff region. Participants in other events (including handlers) are permitted to wear different style high visibility vests (e.g., sleeved rash shirts).

Should competition organisers prescribe different coloured vests and/or caps to be worn in particular events, areas or genders, to assist with safety, identification and/or judging purposes (e.g., IRB, board riding, and beach sprint/relay events) these will be supplied by SLSA for the event. In such circumstances club or team caps and/or high visibility vests do not need to be worn under the prescribed cap or coloured vests.

- (a) Competitors shall wear costumes, clothing or dress as approved by SLSA.
- (b) A competitor shall not be permitted to take part in any competition if, in the opinion of the Referee, the competitor is not properly dressed.
- (c) Swimwear to be worn in all SLSA ocean competition swim legs and pool rescue competition swim legs (including special events) must comply with the following standards:
- (i) Swimwear worn by males shall not extend above the navel or below the knee.
 - (ii) Swimwear worn by females shall not cover the neck, shoulders or arms nor extend below the knees. Two-piece swimsuits that conform to this standard may also be worn.

Note 1: It is not permitted to wear compression sleeves, socks, or stockings etc. in ocean and pool competition swim events or swim legs of events.

Note 2: Body tape used for preventative, medical, therapeutic or kinesiology purposes is permitted for competitors in events at the discretion of the Referee as long as it does not provide a competitive advantage. For specific conditions for SLSA pool events refer to the ILS Competition Rule Book.

- (d) The material and construction used in swimwear to be worn in all SLSA beach competition swim legs and pool rescue events swim legs generally follow World Aquatics (WA) standards for stillwater pool swimming events (i.e. not open water, water polo etc.) and shall be:
- (i) Only textile woven fabric(s) shall be permitted.
 - (ii) The material shall be flexible and soft folding.

Section 2 – General Competitive Conditions

- (iii) Non-woven and/or non-permeable (e.g., synthetic/rubber wetsuit type) materials shall not be permitted except as a joining seam, an edge, a waistband, or straps as per WA standards.
- (iv) The material used shall have a maximum thickness of 0.8mm.
- (v) Dual layer material is permitted provided the overall maximum thickness is 0.8mm (as per WA standards not including seams, edges, and straps).
- (vi) Other than string ties for the tops of male swimwear, the bottom and/or top of female two-piece swimwear, and on the back of female one piece open back swimsuits, no zippers or other fastening systems shall be permitted.
- (vii) Swimwear that provides flotation, pain reduction, chemical/medical stimulation or other external stimulation or influence of any type shall be prohibited.
- (viii) No outside application on the material shall be permitted. (Note: manufacturer brandings, club names or similar are permitted).


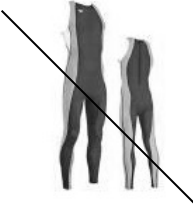




In addition, swimwear must not:

- (i) Offend morality and good taste outside of contemporary fashion (in particular, but not exclusively, because of the material and/or the cut of the suit).
- (ii) Carry any symbol that may be considered offensive.

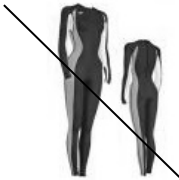




Note: Swimwear stamped as being WA compliant for stillwater swimming events shall be acceptable for use in SLSA competition.

- (e) SLSA will allow both male and female competitors to wear "modesty" swimwear made of a textile woven fabric under their swimsuit, provided that no competitive advantage is gained. Further, any modesty swimwear shall be restricted to the short style for men and the two-piece style top and/or bottom for women.

MALE SWIMSUITS

Full Length Not Allowed	Long Not Allowed	Long Legs Not Allowed
		
Knee Length Allowed	Square Leg Allowed	Briefs Allowed
		

FEMALE SWIMSUITS

Full Length Not Allowed	Zippered Back Not Allowed	Two Piece Allowed
		
Knee Length, Open Back Allowed	Short, Open Back Allowed	
		

(f) Upon application for religious and/or cultural diversity/medical and/or Sun Safety reasons, SLSA will consider the wearing of (non-body shaping) textile swimwear that covers a greater part of the body provided that such swimwear does not provide a competitive advantage.

(g) The Referee may authorise the wearing of wetsuits or "marine stinger suits" dependent upon weather, water, or other marine conditions.

Wetsuits worn in swimming events or swimming legs of events shall have a maximum thickness of 5.5 mm at any location on the wetsuit. It is not permitted to wear more than one wetsuit (i.e., one upon the other) but one modesty textile swimsuit is permitted. Wetsuits be either full and extend from the neck to the wrists and ankles or can be briefer.

Marine Stinger Suits are to be approved by the SLSA organising authority for a competition.

(h) Wetsuits shall be permitted in swimming events or swimming legs of events when the water temperature is 16 degrees Celsius or less, or when the Referee determines wind chill is a factor. Water temperature measurements should be taken approximately 30 cm below the surface. In such circumstances it is recommended that wetsuits be worn by competitors in swimming events or where there is a risk of immersion.

Note 1: The Referee in consultation with the Safety Coordinator and the Competition Committee may allow the wearing of wetsuits in water temperatures greater than 16 degrees particularly where weather and/or wind chill factors are considered a risk for participant hypothermia. In such circumstances it is recommended that wetsuits be worn competitors in water events or where there is a risk of immersion.

Note 2: When the water temperature is 13 degrees Celsius or less it is mandatory for participants to wear full wetsuits in swimming events or swimming legs of events in events.

Note 3: The maximum wetsuit thickness of 5.5mm does not apply to competitors in the IRB Rescue Tube Race.

(i) Except for swimmers in events, the wearing of other protective clothing (including wetsuits, personal flotation devices (PFDs), shorts, long tights, calf-stockings, Lycra tops, t-shirts etc.) may be worn by individual competitors in both individual and team events at any time, unless otherwise prescribed by these rules or the competition organising authority. Where a competitor chooses to wear a PFD, it is highly recommended that the PFD meets the SLSA approved L25 Australian Standard for personal floatation devices - AS 4758.

Note 1: Board Paddlers may wear protective clothing except that sleeves are not permitted to cover the lower arms (i.e. extend beyond the elbows) of competitors.

Note 2: In cases where a PFD does not meet the AS 4758 standard, SLSA encourages the user to complete a risk assessment and read all relevant safety warnings and operational instructions on the product. Members should be aware that not all PFDs meet AS 4758 and thus their effectiveness in preventing drowning is unproven. Additionally, non-compliance with the Australian Standard may mean that these devices present other potential risks e.g., poor fit, easily dislodge in surf conditions, and restrict movement and breathing.

Note 3: In all IRB training and competition, it is compulsory for drivers, crew and patients to wear high visibility (conspicuous colour) SLSA approved level 50 Australian Standard (AS4758) lifejackets or Type 2 (AS 1499-1996) lifejackets. (Level 50S lifejackets unless listed on the SLSA Approved Gear and Equipment List are not approved). It is not required for high visibility vests to be worn over the top of lifejackets. See also Section 3 of the Surf Sports Manual.

Note 4: Body tape used for preventative, medical, therapeutic or kinesiology purposes is permitted for competitors in events at the discretion of the Referee as long as it does not provide a competitive advantage. For specific conditions for SLSA pool events refer to the ILS Competition Rule Book.

(j) In addition, the following exceptions apply to particular events:

Section 2 – General Competitive Conditions

- (i) In surf boat events, the sweep may wear apparel (including wetsuits and booties) as the conditions warrant. The specifications for wetsuits shall not apply.
- (ii) In IRB events competitors may wear apparel (including wetsuits, booties, gloves and hoods) in all events. The specifications for wetsuits shall not apply.
- (iii) In March Past events dress shall be of consistent style and colour. Competitors may wear costumes or uniform casual wear, provided that such dress will enable teams to demonstrate to Judges the marching and technical skills prescribed for the event. The wearing of protective sun creams shall also be permitted. A Panama style hat may be worn over the top of a fastened club cap, or alternatively, a peaked cap underneath or over a fastened club cap.
- (iv) In R&R events, both male and female competitors shall wear uniform dress. “Traditional” style costumes shall be permitted provided that the material (which must conform to the requirements specified in this Section) does not cover the neck or extend below the knees. In addition, other than string ties for the tops of male swimwear, the bottom and/or top of female two-piece swimwear, and the back of female one piece open back swimsuits, no zippers or other fastening systems shall be permitted. Teams are to wear numbered caps.
- (v) In Board Riding events competitors may wear apparel (including wetsuits, booties, hand webs and hoods) as the conditions warrant. The specifications for wetsuits shall not apply.
- (vi) SLSA will allow competitors in beach events to wear long tights or calf stockings.
- (vii) Unless otherwise required by competition organisers competitors in pool rescue competitions are exempt from wearing high visibility vests.
- (k) Sunglasses or optical glasses may be worn in all events provided that any eye protection or optical glasses worn must be suitably designed for that event.
- (l) The wearing of footwear shall not be permitted in beach sprint or beach flag events unless specifically allowed by the Referee due to the prevailing beach surface conditions.
Note: Shoes may be worn at the discretion of the competitor in the Beach Run, Beach Run Relay and the run leg of the Ocean M Lifesaver Relay.
- (m) It is permitted to wear jewellery in all events unless particularly prohibited by entry conditions (e.g. communication watches in lifesaving events). However, competitors need to be conscious of the potential for injury in wearing some items.

2.5.2 Caps and Helmets

- (a) Competition caps, colours, and designs must be approved and registered with the relevant State Centre and SLSA. Only registered colours and designs shall be permitted to be worn. In team events competitors must wear matching cap (and/or helmet) colours and design.

Note: If a competition allows for composite teams in events, the caps (and/or helmets) worn by competitors are to be either:

- (i) The caps (and/or helmets) of each individual in the team; or
- (ii) The cap (and/or helmets) of one club; or
- (iii) A neutral cap (and/or helmet).

Dependent on the event the Organising Committee or the relevant Referee shall advise the team on the particular caps (and/or helmets) to be worn.

- (b) In Ocean and Beach events, caps (or helmets as appropriate), securely fastened under the chin, must be worn on the head at the start (including the start of each leg in team events) of all events. The wearing of rubber or silicone type swim caps is permitted under competition caps as are silicone and competition caps under helmets.

- (c) A competitor/team shall not be disqualified if a cap (or helmet or rubber/silicone cap (for pool and ocean swim events)) is displaced or lost after the start of an event, provided that officials can identify that the competitor correctly completed the course/race.
- Note:** It is not advisable for caps (or helmets or rubber/silicone caps (for pool and ocean swim events)) to be removed from the head of a competitor until placing's have been recorded for that race and the official in charge of the finish of the event gives permission.
- (d) All boat rowers and sweeps must wear an SLSA certified surf helmet as defined in the SLSA Approved Gear and Equipment Manual during training and competition except when an accredited boat sweep (during non-competition training) or the Competition Committee (in competition) has issued a dispensation for the wearing of surf helmets. Such a decision is subject to the completion of a documented and approved SLSA risk assessment that has determined an acceptably low risk level to allow helmets not to be worn.
- Note 1:** A nominal wave height of 1m is considered as the maximum wave height threshold where surf helmets may be considered for optional use. Wave height is only one consideration in assessing surf zone hazards (examples of others could include: a heavy shore break, littoral drift, shorter wave periods, wind strength and direction, etc.).
- Note 2:** Should conditions alter during the course of an event the Referee may reverse the initial decision for the optional wearing of helmets and mandate that all boat rowers and sweeps must wear an SLSA certified surf helmet in competition.
- (e) The wearing of SLSA approved surf helmet as defined in the SLSA Approved Gear and Equipment Manual is compulsory for IRB Patients in both training and competition.
- Note:** The exception to this rule is the Rescue Tube Race, where patients are exempt from the compulsory wearing of helmets because the IRB is stationary at the commencement of the patient pickup.
- (f) The wearing of SLSA approved surf helmets is optional in all craft events unless otherwise noted i.e., mandated wear for Surf Boats and IRB Patients (except for the IRB Rescue Tube Race where they are optional for patients).
- (g) Surf helmets worn in competition must display club competition cap colours or be covered in material in accordance with the club competition cap (i.e., a club coloured lycra cover over a helmet).
- Note:** If helmets are to be painted, check with manufacturers for advice on retrospectively painting surf helmets.
- (h) The wearing of registered competition caps or rubber/silicone type swim caps is permitted in Pool Rescue and ocean swim events, and the Simulated Emergency Response Competition provided that matching swim caps are worn in team events.

2.5.3 Colours

State, Branch, and club colours are considered to be those registered as their cap colours.

2.5.4 Identification

- (a) Caps, rash shirts/vests and/or arm markings identify an individual competitor and/or team and provide a starting point should the necessity arise to identify an individual.
- (b) Where a club enters more than one team in an event the competitors in each team shall either:
- (i) All wear caps with distinguishing numbers or letters; or
 - (ii) All wear distinguishing numbers or letters marked on their upper arms; or
 - (iii) All wear rash shirts/vests with distinguishing colours or distinguishing numbers or letters.
- (c) Also refer Section 3 for Lifesaving events.

Note 1: In events such as surf boat races, double ski races or board rescue races, Rule 2.5.4 (b) shall not apply if the individuals in each team can be identified because of the craft they are using.

Note 2: If competitors are required to wear distinctive coloured vests (as detailed in Rule 2.5.1) Rule 2.5.4 (b) (iii) shall not be an option for team identification.

2.6 SPONSOR IDENTIFICATION

- (a) SLSA shall, in accordance with its constitutions, promulgate from time to time regulations or other guidelines which shall apply to sponsorship identification in relation to general display, dress, SLSA equipment, etc.
- (b) The Competition Committee, Referee, Sectional Referee or Chief Scrutineer may order the removal or covering of any sign writing, logos, or corporate identification on either clothing or equipment which is deemed “not in good taste” or is in conflict with SLSA’s Sponsorship Policy.

Note: “not in good taste” means: “portrays or has the potential of portraying SLSA in a detrimental, prejudicial or unfavourable manner or in a manner which degrades or has the potential to degrade the reputation, values or the fundamental integrity and identity of SLSA and surf lifesaving”.

- (c) Refusal to comply with any direction for removal or the covering of such items shall result in the equipment or clothing being banned from the competition arena.

2.7 GEAR SPECIFICATIONS AND USAGE

2.7.1 Gear and Equipment Must Conform to Current Specifications

- (a) To be eligible for competition all boards, skis, boats, reels, belts, rescue tubes, fins, IRBs/motors, and other equipment must conform to current specifications or variations approved by SLSA. All equipment used in SLSA competitions shall be subject to scrutineering and must comply with SLSA specifications.
- (b) Refer to the various SLSA policies for equipment specification and member usage.

2.7.2 Use of Communication Devices in SLSA Competition

- (a) Competitors are not permitted to use any electronic communication devices (either attached to a craft or to their person) from the commencement of, to the completion of a race.

Note: Surf Boat Sweep Coach Mentors, Assessors and Senior Coaches may, with the support of the appointed Boat Panel, make application to the Referee to utilise electronic communication devices at non-championship competitions to further mentor boat sweeps to gain competency in surf conditions, provided that such mentoring does not extend to "competing unfairly".

- (b) Team officials, managers, coaches, competitors, and other team participants are not permitted to listen in on the radio frequencies or other communication devices used by officials to judge events. Such actions may be considered to be a breach of the SLSA Code of Fair Play.

2.7.3 Use of Video Camera Devices Attached to Competitors

- (a) With the exception of Boat Sweeps and IRB Drivers, the use of a video camera attached to any part of a competitor is not permitted from the commencement of, to the completion of a race.

2.7.4 Use of Video Camera on Surf Boards and Surf Skis

- (a) The use of video cameras is not permitted on any Nipper Craft.
- (b) The use of one video camera only is permitted on all other craft (except Nipper Craft) provided it is installed on a mounting device and toggle strap supplied or recommended by the manufacturer of the device.

- (c) Installation on 3.2m racing surf boards shall be placed anywhere between the hand grips closest to the nose and the nose of the craft.
- (d) Installation on single and double skis shall be placed anywhere in front of the foot well.
- (e) The weight of any plugs permanently installed into the craft to attach the video camera shall be included in the overall weight of the craft.
- (f) The weight of other (non-permanently installed) mount and camera are not to be included in the overall weight of the craft.
- (g) Installation on board riding short and long boards shall be up to the discretion of the rider, provided that the video camera is installed on a mounting device and toggle strap supplied or recommended by the manufacturer of the device.

2.7.5 Use of Video Cameras on Surf Boats

- (a) The use of video cameras on Surf Boats is permitted provided they are installed on a mounting device and toggle strap supplied or recommended by the manufacturer of the device.
- (b) Installation shall be permitted on the splash board (front deck), on the tanks opposite the rowers' seats and the rear deck.
- (c) The weight of any plugs permanently installed into the boat to attach the video camera shall be included in the overall "bare weight" of the boat.
- (d) The weight of other (non-permanently installed) mounts and camera are not to be included in the overall "racing weight" of the craft.
- (e) A Surf Boat Sweep (only) is also permitted to have a video camera on a helmet, worn by them, provided that the camera is installed on a mounting device and toggle strap supplied or recommended by the manufacturer of the device.

2.7.6 Use of Video Camera on Inshore Rescue Boats (IRB)

- (a) The use of one video camera attached to an IRB is permitted provided it is installed on a mounting device and toggle strap supplied or recommended by the manufacturer of the device.
- (b) Installation shall be permitted only on the transom or cowling of the motor.
- (c) The IRB Driver (only) is also permitted to have a video camera on a helmet, worn by them, provided that the camera is installed on a mounting device and toggle strap supplied or recommended by the manufacturer of the device.

2.8 SCRUTINEERING

- (a) Scrutineering of surf craft and/or equipment may be conducted at any time before, during and after use in SLSA competitions. Scrutineering is to ensure that all surf craft and/or equipment used in an SLSA competition complies with and is operating, and otherwise, in accordance with the current specifications approved by SLSA.
- (b) Penalties for surf craft and/or equipment not meeting SLSA/specifications may include removal of the craft and/or equipment from the competition, disqualification from the event, and/or other penalties deemed appropriate by SLSA.
- (c) A competitor may protest the decision in the manner prescribed in Section 14.

2.9 COMPETITION ARENA/AREA

The Referee shall specify the arena and area in which competition is conducted.

2.10 COMPETITION DEFINITIONS

2.10.1 Individual Events

- (a) An individual event shall be contested by a single competitor. An individual may be assisted by handlers (e.g., Ironman, Belt Races etc.) There can be no substitution of

individuals in an event or between rounds. If a competitor is disqualified for breach of the rules etc., they lose all standing in the event.

2.10.2 Team Events

- (a) A team event is contested by more than one competitor from the same club or lifesaving unit who may either complete an event or race together as a discrete unit (e.g., boat race, IRB race, surf teams, R&R etc.) or separately (e.g., relay events, board rescue etc.). Team or crew members may be substituted between rounds (as per Rule 2.18) but there shall be no substitution of competitors while a race is being conducted. If one or more competitors are disqualified for a breach of the rules etc. the entire team shall lose all standing in the event being contested.

Note 1: For the purposes of SLSA's Anti-Doping Policy (refer SLSA Policy 5.2) and for the avoidance of doubt the above definitions for "individual events" and "team events" are the same as the definitions of "Individual Sport" and "Team Sport" contained in the Australian Sports Anti-Doping Authority Act and the Australian Sports Anti-Doping Authority Regulations. Further to this the term "crew" has the same meaning and effect as "team" in relation to SLSA competition.

Note 2: Substitution rules for surf boats are contained in Section 5.

- (b) In all events designated as team or crew events the "team" shall consist of members of the same Surf Life Saving Authority (i.e., club, Branch or State) who must fulfil all SLSA entry requirements.

Note: Members are reminded that they must compete under their own name and are not permitted to compete in the same event in different teams.

2.10.3 General

- (a) To facilitate the conduct of competitions, the various sections, disciplines, and events may be considered to be related. Competitions may be a single event, or a number of events conducted within the same competition organisational framework.
- (i) "Sections" are areas in which competition events are conducted e.g., Ski Section, Boat Section, Swim Section, Age Group Section, Gender Sections, etc. Sections may also refer to components of an event e.g., R&R Sections, Champion Patrol Sections, and Champion Lifesaver Sections etc.
- (ii) "Disciplines" are types of events and/or equipment used in SLSA competition e.g., Ski Paddling, Board Paddling, Board Riding, Boat Rowing, Swim, Wade, Beach Sprinting, Beach Flags, R&R, First Aid, Champion Patrol, Champion Lifesaver, March Past, IRB, Taplin Relay, Ironperson, Cameron Relay, Board Rescue, Lifesaver Relay
- (iii) "Events" are the disciplines conducted in different age and/or grades and/or gender categories e.g., Open Male Ski Race, U15 Female Beach Flags, Reserve Grade Boat Race etc.
- (iv) A "Race" is a round of an event and includes heats, rounds, quarter finals, and semi-finals or final of an event.

Note: A section of an event (as defined above) does not constitute a round of an event.

2.11 BEACH POSITIONS

- (a) The No. 1 position shall be on the left (facing the water) for Swimming, Craft, Surf Boat, IRBs, Multi-discipline, and IRB events, and nearest to the water for Beach events and the first team onto the competition arena in R&R and March Past events.
- (b) When Beach Flags events are conducted from the seaward side up the beach the No. 1 position shall be on the left (facing away from the water).
- (c) When Beach Flags are conducted from the shoreward side down the beach the No. 1 position shall also be on the left (facing the water).

2.12 SETTING OF COMPETITION COURSES

- (a) When setting courses, consideration must be given to ensure that, as far as possible, all competitors have fair and equal conditions.
- (b) All distances for both beach and water events should be measured.
- (c) Buoy distances shall normally be measured from the end of knee depth water at the low tide mark (taking into account the varying conditions such as sandbars, exclusion of holes and rips, surf conditions, prevailing winds, and safety factors).
- (d) The setting of beach positions, start lines, turning and finish flags and judging stands shall take into account sand, surf and water conditions and prevailing winds to ensure that, as far as possible, a fair and equal course for all competitors is established.

Note 1: Refer to the course diagrams in each Section for course set up.

Note 2: Where multiple areas are used different coloured buoys and flags etc may be used as approved by the Competition Committee and/or the Referee for course identification and to assist competitors.

- (e) Courses may be adjusted at any time during competition to address safety, account for significant tidal, sea and beach condition changes and maintain compliance and course fairness.
- (f) Prior to commencement of each race the Referee or Sectional Referee shall check courses to ensure compliance with the Rules of the event and this Section.

Note: Protests may only be accepted on a competition course prior to the start of an event or a race.

2.13 DRAWS

- (a) The number of entries received for events will determine the necessity to conduct heats and further rounds prior to conducting a final.
- (b) The seeding of competitors may occur at competitions conducted by SLSA.
- (c) The initial draw for heats and beach positions including seeding of competitors may be conducted as directed by SLSA or nominated officials. The method used shall be approved by the Competition Committee or Referee and may include an eye check and manipulation of draws to provide a separation of potential finalists, clubs and/or teams. Draws shall then be provided to clubs.

Note: For seeding in Pool Rescue Events refer to the ILS Competition Rule Book.

- (d) Draws, seeding and beach positions shall be conducted as directed by SLSA or nominated officials and supplied to clubs. Unless otherwise approved by the Competition Committee the seeding shall be based on the results of immediate prior round of the competition (i.e., an even spread of placings distributed randomly across the races to be conducted in the next round of competition).
- (e) To assist with the fair conduct of competition if there is an even number of competitors in a heat, wherever practicable, at least half the competitors who correctly completed the course should qualify for the next round of the event (e.g., if there are 16 starters in a race at least 8 who correctly compete the course should qualify for the next round of the event). If there is an uneven number of competitors in a heat, wherever practicable, at least half the competitors less one who correctly complete the course should qualify for the next round of the event (e.g., if there are 9 starters in a race at least 4 who correctly compete the course should qualify for the next round of the event). For Beach Flag events please refer to Section 9.

Note: Officials should be mindful of confirmed entries when determining the number of rounds required to conduct an event through to a final and also to, as far as practicable, have an equal number of competitors in each heat.

- (f) When vacancies occur due to injury, medical reasons or disqualifications in qualifying to further rounds the position shall only be filled by the next placegetter who participated in the same race.
- (g) In the events up until a final, should a competitor be disadvantaged due to performing a rescue during that event, and have their chances of qualifying through to the next round disadvantaged, the person may be allowed to proceed through to the next round, providing it can be accommodated. However, should the rescue take place in a final, it will be subject to the Referee's discretion, but generally unless the race is stopped, the race results shall stand.

2.14 COMPETITOR LIMITATIONS

The Referee or Sectional Referee shall decide whether events shall be conducted in heats, rounds, quarter-finals, semi-finals or straight out finals. Unless directly approved by the Competition Committee or the Referee, the numbers in any individual or team event shall not generally exceed the following, taking into account safety aspects and the conditions:

• Belt Races	9 individuals
• Rescue Tube Races	9 individuals
• Rescue Tube Rescue Races	9 teams
• Surf Race	32 individuals
• Surf Teams Races	40 Individuals*
• Run Swim Run	32 individuals
• Wading Race or any variations	16 individuals or teams
• Surf Boat Races	7 crews
• Surf Boat Relay Races	9 crews
• Board Races, Ski Races	16 individuals or teams
• Board Rescue	9 teams
• Surf Board Riding	6 individuals or teams
• Ironman/Ironwoman, Taplin Relay	16 individuals or teams
• Cameron Relay	16 teams
• Ocean M, Ocean M Lifesaver Relay	16 individuals or teams
• Ironman/Ironwoman Eliminator	24 individuals or teams
• Lifesaver Relay	9 teams
• Beach Sprints, Beach Relay	10 individuals or teams
• Beach Flags	16 individuals (8 in finals)
• Beach Run, Beach Run Relay	40 individuals or teams
• IRB Events	9 teams
• Pool Events	Refer Section 11

*Refer also to Section 3 for the Champion Patrol Surf Teams Race

2.15 STARTING TIMES

- (a) Each competitor is responsible for determining the reporting and starting times and to have knowledge of the conditions governing their particular event(s).
- (b) Competitors shall be prompt in reporting to the Marshall before the start of each event.

2.16 REPORTING

- (a) Competitors or Team Managers shall advise their intention to start or withdraw when requested prior to the start of the competition or when called by the Marshall to report for an event.
- (b) Competitors or teams qualifying for subsequent rounds, who wish to withdraw, should advise the Marshall prior to the next draw being made.

2.17 MARSHALLING

- (a) Unless otherwise advised and permitted competitors must attend marshalling when called for an event. The Marshall shall call the competitors for events, check their names against

event entries, and position the competitors into heats (and any subsequent rounds) according to the draw. Any reserves for an event are only permitted to participate if they report prior to the close of marshalling (refer also to the Draws Section for details of reserve eligibility).

- (b) It is the obligation of competitors to be ready to compete, and to present themselves with their equipment and competition attire when called to the start line.
- (c) Any competitors warming up must not interfere in any way with the conduct of any aspect of the competition.

2.18 SUBSTITUTION OF COMPETITORS

- (a) In individual events there can be no substitution. Members shall compete in heats as drawn.
- (b) For the Champion Patrol competition substitution provisions, see Rule 3.5.6.
- (c) Belt events are regarded as individual events (assisted by handlers) and there shall be no substitution of the Beltperson.
- (d) In surf boat events the participation restriction rules as defined in Sections 2.3 and 5 shall apply in addition to the substitution rules in Section 5.
- (e) In events where two or more persons comprise a team, substitution of up to 100% of team members is permitted providing:
 - (i) Members to be substituted in each team must be suitably qualified members of the same club.
 - (ii) Such club members' names shall be entered on the program, or if not on the program, their late entry must be verified by the production, by a responsible club official, of the relevant record of registration or in such manner as is acceptable to the Referee and all entry conditions satisfied.
 - (iii) A competitor may be entered for more than one team in the same event provided that if the competitor competes in a round for one of the teams, then that competitor is precluded from participating in any other team in that event at the same competition (except Handlers).
 - (iv) Any members of a team may be substituted into or out of any rounds of that event. In the event of a substitution the Marshall shall make a record of the names of all competing team members.
 - (v) Any competitor who competes in one team in an event or is disqualified in that event cannot compete or be substituted into another team in the same event at the same competition. Also refer Section 5 for surf boat events.

Note: Members are reminded that they must compete under their own name and are not permitted to compete in the same event in different teams.

2.19 STARTING OF EVENTS

- (a) The starting of events is a three step process commencing with a signal or command that indicates *"Take Your Marks"* (*"On your Marks"* for Beach Sprint, Beach Run and Beach Relay events) followed by a signal or command that indicates *"Set"* and then followed by a start signal or command that indicates *"Go"*.
 - (i) Competitors may be advised of the start commands to be used prior to the commencement of the first round of each event.
 - (ii) Care must be taken not to elongate the start process with unnecessary delays or by adding additional steps.
 - (iii) For events such as a surf race with an on-sand start a verbal command such as *"Competitors place your foot on or behind the line"* is equivalent to *"Take your Marks"*. The next verbal command will be *"You are in the starters hands"*, or *"Face the Water"*,

Section 2 – General Competitive Conditions

or “Set”, or similar. The “Go” command may be given using a starting gun, air horn, whistle, or other appropriate means. The starter holding the gun or horn in the air, or placing the whistle in their mouth also provides a visual cue that a start is imminent.

- (iv) For in-water events starts for events such as a surf ski race the verbal command directing “Competitors to enter the Water” is the equivalent to “Take your Marks”. The next verbal command may be “Set” or “You are in the Starter’s Hands” or similar and/or an official holding a signal flag aloft to indicate that a start is imminent. The “Go” command may be given using a starting gun, air horn, whistle, or other appropriate means. The starter holding the gun or horn in the air, or placing in the whistle in their mouth may also provide a visual cue that a start is imminent.
- (v) If, for any reason, the Starter has to speak to any competitor after either command, the start process shall be recommenced.

Note: See also this Section and the individual event descriptions for specific events such as surf boat, beach sprint, beach flags, and board riding etc.

- (b) Whilst every endeavour should be made by the Starter to affect a fair and even start the decision to “go” on the start signal rests with the competitor or team. If there is no recall by the Starter or the Check Starter(s) or the Referee, no protest shall be allowed on the start.

Note: If in the opinion of the Starter or the Check Starter, the start was not fair to any competitor because of a technical defect, surf conditions, or other matters not caused by competitors, the competitors should be recalled, and the starting process recommenced.

- (c) The first competitor to move from their position on the starting line mark after the command “Take Your Marks” and before the signal to commence shall be considered to have made a starting break infringement and a false start declared.
- (d) The first competitor who breaks in competitions for the U12 age group and older shall be disqualified except in beach flag events where that competitor shall be eliminated. If one competitor false starts, others may follow. Any competitor who follows is not deemed to have false started.

Note: If in the opinion of the Starter or the Check Starter, the false start was caused because of a technical defect, or other matters not caused by competitors, the competitors should be recalled, and the starting process recommenced.

- (e) In competitions from age U8 and up to and including the U11 age group, one false start per race shall be allowed. The first competitor who breaks after the first false start has been declared shall be disqualified except in beach flags events where that competitor shall be eliminated. If one competitor false starts, others may follow. Any competitor who follows is not deemed to have false started.

Note: If in the opinion of the Starter or the Check Starter, the false start was caused because of a technical defect, or other matters not caused by competitors, the competitors should be recalled, and the starting process recommenced.

- (f) Start lines may be established in the following manner:
 - (i) A designated line marked by a cord between two poles and/or with flags.
 - (ii) A designated line drawn on the sand between two poles.
 - (iii) A line of sight between two poles or straight line on the beach (e.g., IRB start), or as determined by the Starter or the Check Starter.
 - (iv) A line of sight between two poles or straight line in the water (e.g., ski start), or as determined by the Starter or the Check Starter.
- (g) In events (other than the Beach Sprint) where a start line is drawn or a cord is used the competitors’ front foot shall be on or behind the line but parts of the body may overhang the line.

Note: The definition of a foot includes any part of the foot, heel and/or toes.

- (h) For Beach Sprint events, toes and fingers shall be on or behind the line except where an upright starting position is adopted. In such circumstance the competitors' toes shall be on or behind the line but parts of the body may overhang the line.
- (i) In board events where a line is drawn or a cord is used, and the board is held by the competitor, a part of the craft may be over the line but must be at right angles to the line or at an angle to accommodate prevailing conditions. In events where a Board is placed on the beach it shall be placed with the hull flat on the beach (i.e., no mounds underneath the Board) at 90 degrees and with the nose of the Board on the shoreward side of the start or change-over line.
- (j) In surf boat and/or ski events, where a line of sight is used with the craft in the water, the bow/nose of the craft shall be on or behind the line, and at 90 degrees to the line or at an angle to accommodate the prevailing conditions.
- (k) Competitors entering the water in events may do so at their own discretion and do not need to cross the start line unless otherwise prescribed providing there is no interference to other competitors. The competitor entering the water in second or subsequent legs shall be deemed to be at fault if the progress of a competitor coming from the water is impeded.
- (l) For Starts and starting disqualifications in Pool Rescue Events refer to the ILS Competition Rulebook

2.20 COMPLETION OF COURSES

- (a) Competitors/teams must compete fairly and adhere to the courses and the rules as detailed in this Manual or Entry Conditions Bulletin or as directed by the relevant official for the conduct of various events. Where available, electronic equipment (including video) may be utilised to assist the judging process.
- (b) If a competitor/team misses a turning buoy or turning flag they may, without penalty, alter their direction and return by their most direct route to correct the course error and continue to the finish of the event.
- (c) In events where it is required to cross a line to finish, should a competitor or team not correctly cross the finish line as prescribed in the relevant section for that event, they may recover and correctly re-cross the finish line to record their placing.
- (d) Where a competitor fails to correctly complete the prescribed course, compete fairly or in any other way breaches or fails to follow a rule in this Manual they may be penalised or disqualified by the Referee or Sectional Referee at their discretion.

2.21 CHANGE-OVER (TAGGING) IN RELAY EVENTS

- (a) Unless otherwise provided (e.g., IRB Teams, Surf Boat Relay, Life Saver Relay (boat to other legs only) and Beach Relay), relay event changeovers shall be effected by a competitor "tagging" with the next competitor in their team.
- (b) Tagging is defined as one competitor using either hand to visibly touch the other competitor either on the hand or any other part of the body.
- (c) The on-going or out-going competitor shall be positioned with their front foot on or behind the shoreward side of the changeover line, but parts of the body may overhang the line.
- (d) Competitors in Taplin and Cameron Relay events must commence their leg of the event from the (correct) position as allotted by the Marshall. If the competitor does not comply with this, the team risks being disqualified.

2.22 FINISH OF EVENTS

- (a) All events shall be judged, and placings decided by Finish Judges.

- (b) Once a competitor or team has been judged to have correctly crossed the finish line, they will be deemed to have completed that race. As such, the competitor or team will then not be permitted to re-enter the course to correct any previous race errors.
- (c) Where available, electronic equipment (including video or other technology judging aids) may be utilised in the judging process. The finish position placings as decided by the Finish Judge(s) shall be regarded as final, and no protest or appeal shall be permitted.
- (d) Where decals indicating the allocated finish positions are issued to competitors, it is the competitor's responsibility to return the decal to the Recording Official to have their name and finish placing recorded.
- (e) Video playback and electronic recording is for use only by appointed SLSA officials to determine event results. The Referee may allow competitors or team managers to view video playback or other electronic judging aids under controlled circumstances.

Note: Should video or other electronic judging aids be deemed necessary to properly determine the result of a race, the initial judging result shall not be declared as final, and the Referee and Chief Judge shall determine the final finish result of the event. Such decision shall not be subject to protest.

- (f) In events where competitors run to and across a finish line, the finish of the race is judged when the competitor crosses the line on their feet. The finish is judged on the chest of the competitor when crossing the finish line.
Note: Falling across the line is not deemed to have finished the event. For the avoidance of doubt one foot must be grounded on or over the finish line for the competitor to be deemed to have correctly finished a race.
- (g) In events such as skis and boats (wet finishes), the finish placing is judged when any part of the competitor/team's craft correctly crosses the finish line.

Note: Where video cameras are used to assist with the judging process the judging (finish) line may be modified to accommodate the optimum use of such technology e.g., rigid poles without flags may be used for surf boat or ski events judging. Finish flags may also then be placed on the shoreward side of the rigid judging line poles and as close as practical to the rigid judging line poles. Competitors and their craft are expected to proceed past the judging line and through the finish flags to complete a race.

- (h) In events where competitors finish or finish a leg of a team event at a swim buoy:
 - (i) The competitor on reaching the allotted buoy shall place their forearm over the top of the buoy and then signal their arrival by raising their other arm to a vertical position whilst remaining in contact with the buoy.
 - (ii) The said signal, subject to all conditions being fulfilled, shall be the determining factor in judging the competitor's arrival at the buoy.
 - (iii) Should a competitor swim to an incorrect buoy and signal they shall be disqualified.
 - (iv) In belt races and R&R events the competitor, if requested, shall indicate to the Course Judge-in-Boat that their line and belt are intact, by displaying the equipment to the Judge.
 - (v) On returning to the beach placegetters should be informed of their finish position.

Note: The swimming buoy is described as the buoy only and does not include any attaching ropes or straps.

- (i) It is further added that the Referee may authorise the wearing of electronic finish tags or other technology judging aids to assist the judging and/or recording of race finishes:
 - (i) Competitors must place the technology judging aids as directed by the Referee or delegated official on their person or craft (e.g., around their wrist (for LiveHeats), on a specified ankle, or placed on a designated part of their craft/boat).

- (ii) Should the technology enable the judging of races, the result of such races shall then be determined by the order of the finish of the technology judging aids across the finish line.
- (iii) In the event of failure or unreliability of the electronic judging aid, all placings in a race shall be visually judged as per traditional methods.

2.23 TIME LIMITS

- (a) When warranted, the Referee or Sectional Referee shall fix a time limit for races. Such a time limit shall be advised to competitors prior to the commencement of the event.
- (b) Where practicable, disqualifications due to the time limit being exceeded shall be advised to the competitor by the Referee or Sectional Referee or the Course Judge-in-Boat.

2.24 DEAD HEATS

In the event of a dead heat the following shall apply:

- (a) In finals, unless otherwise provided, a dead heat shall be declared as such, placings and any medals shall be awarded as follows: Equal first will result in no second place being awarded with the next placed competitor or team being awarded third place etc. In the event of a three-way dead heat for first the next placed competitor or team shall be awarded fourth place and so on.
Any other pointscore and/or trophy allocation etc. shall be as decided by the Competition Committee.
- (b) Qualifying dead heat competitors in preliminary heats, rounds, quarter-finals or semi-finals shall be entitled to compete in the next round or final unless otherwise provided.
- (c) Should two or more teams be allotted equal points in Surf Teams events, the team whose full complement of members first completes the course shall be awarded the higher placing.
- (d) For Surf Boat "Round Robin" racing, Beach Flags, March Past, Champion Lifesaver, Champion Patrol, First Aid and Board Riding events refer to the respective sections of this Manual. For R&R events, refer to the Rescue & Resuscitation Competition Manual.

2.25 PARTICIPANTS, MEDALS, TROPHIES AND POINTSCORES

- (a) The Surf Lifesaving Authority shall decide on medals, trophies and pointscores and shall provide details in entry circulars etc. as detailed in Section 12 of this Manual.
- (b) Unless otherwise determined by the Authority a minimum of one activity participant is required for any event to be contested. For all events, placings (and medals) will be awarded as follows:
 - (i) Three (3) or more activity participants – three placing's (and medals) may be awarded.
 - (ii) Two (2) activity participants – two placing's (and medals) may be awarded.
 - (iii) One (1) activity participant (providing the competitor/team correctly completes the course) –one placing (and medal) awarded.
- (c) The Surf Life Saving Authority conducting the competition shall determine points for a pointscore. Where a dead heat (as defined in Section 2 of the Manual) occurs in the final of an event the individuals/teams will share the placing points. The club of the next individuals/teams to finish will receive the relative placing points based on the number of individuals/teams finishing ahead of them. For example, if a pointscore was to be 6 points for 1st place, down to 1 point for 6th place and, if two individuals/teams finish equal 1st, both individuals/teams shall receive 6 points each. The next placing individual/team shall be awarded the 4 points and the bronze medal for coming 3rd.
- (d) Further to this when the competition has concluded and if there is a tied pointscore, the Club or team with the most 1st placings shall be declared the winner. Failing this, the Club

or team with the most 2nd placings to the last placing points awarded respectively (in the example above this would be 6th place or one point) will be taken into account to determine a winner. If, after this procedure there is no single winner, then the pointscore will be declared a tie and dual trophies will be presented.

2.26 BREACH OF RULES

- (a) The rules in this Manual are made in the best interests of surf lifesaving, competition, and competitors. The purpose of the rules is to establish and maintain a safe and fair system in which competition can be conducted.
- (b) Competitors must adhere to the courses and the rules detailed in this Manual, the Entry Conditions Bulletin and as directed by the relevant official for the conduct of various events. Where a competitor fails to adhere to the prescribed course or breaches or fails to follow a rule in this Manual, they may be penalised or disqualified by the Referee or Sectional Referee at their discretion.
- (c) Any alleged breach of any rule in this Manual shall be reported in the first instance by an official to the Referee or Sectional Referee or the Starter (relating to the starting of events only) who shall investigate the circumstances and make a decision. In the event of a Rule infringement a competitor or team may be disqualified by the Referee or Sectional Referee or the Starter (relating to the starting of events only) or otherwise penalised as determined by the Referee, Appeals Committee and/or the Competition Committee (e.g., reversal of placings, time penalties etc.).
- (d) Competitors who consider they have been disadvantaged or have been subjected to a breach of the rules may (subject to these rules) protest to the Referee or Sectional Referee in the manner prescribed in Section 14.
- (e) Appeals arriving from decisions of an official under these rules will be determined in the manner provided for in Section 14.
- (f) SLSA may also, in its absolute discretion, investigate and take action on any matter of “competing unfairly” prior to, during or following of the completion of competition.

2.27 SLSA CODE OF BEHAVIOUR

2.27.1 General

- (a) SLSA expects all members involved in competition to co-operate to ensure a positive public image and to participate in a spirit of goodwill and sportsmanship. Any incidents or behaviour likely to cause embarrassment or damage to the reputation and/or image of SLSA or lifesaving competition will be initially managed by the Referee and, as appropriate, referred to a SLSA Disciplinary Committee. Penalties may include censure, expulsion of individuals, teams and/or clubs from competition and/or the competition venue and/or other penalties deemed appropriate.
- (b) SLSA expects the highest standard of behaviour of its competitors, officials, and members. These expectations are reflected in SLSA’s constitution and in this Manual.
- (c) For the purpose of applying the code of behaviour, the definition of a “team” includes the actual competitors competing in an individual and/or team event, coaches, assistants, supporters, spectators, etc.
- (d) Clubs and their team members are required to abide by SLSA rules and/or constitution. Any breaches will be reported to the Referee who may initiate action.
- (e) Team and individual members represent themselves, their club, their sponsors, and SLSA. As such, they shall at all times behave themselves in a proper manner travelling to and from competitions, during competitions and related activities including social functions.
- (f) Unbecoming behaviour by a club and/or its team members is a serious offence and will be dealt with as such.

- (g) Any action by an individual or team during the course of a race or competition or which attempts to disrupt or interfere with another individual or team is a serious offence and will be dealt with as such.
- (h) The general behaviour of all participants will be measured by the following SLSA Code of Fair Play:

2.27.2 Code of Fair Play

2.27.2.1 SLSA will:

- Promote and encourage fair play by and through its members.
- Impress upon competitors, coaches, officials, and administrators the need to maintain the highest standards of sportsmanship in lifesaving sport.
- Ensure that its rules are fair, clearly understood by competitors, coaches, officials, and administrators, and properly enforced.
- Make every effort to ensure that its rules are applied consistently and impartially.
- Treat all members equally, regardless of their sex, gender identity, intersex status, sexual orientation, age, ability, disability, race, or physical characteristics etc.
- Make all reasonable provision to accommodate inclusive/adaptive competitors provided that there is no competition disadvantage to other competitors in the event being contested.

2.27.2.2 SLSA Officials will:

- Abide by the rules and the spirit of the competition.
- Be honest, fair, and ethical in dealing with others.
- Be professional in appearance, action, and language.
- Resolve conflicts fairly and promptly through established procedures.
- Maintain strict impartiality.
- Maintain a safe environment for others.
- Be respectful and considerate of others.
- Be a positive role model.

2.27.2.3 Competitors will:

- Abide by the rules and the spirit of the competition.
- Accept the decisions of referees and judges without question or complaint.
- Never consider cheating and in particular, not attempt to improve their individual performance by the use of drugs.
- Exercise reasonable self-control at all times.
- Accept success and failure, victory, and defeat, with grace and magnanimity.
- Treat their fellow competitors and team members with respect, both in and outside the competition arena.

2.27.2.4 Team Managers and Coaches will:

- Insist that competitors understand and abide by the principles of fair play.
- Never countenance the use of drugs by competitors.
- Never employ methods of practices that could involve risks, however slight, to the long term health or physical development of their competitors.
- Not attempt to manipulate the rules in order to take advantage of their competitors or their opponents.
- Respect the regulations and authority of SLSA and not attempt to avoid or circumvent these regulations.
- Recognise the special role that they have to play in the establishment of standards by setting a good example of sportsmanship at all times.
- Respect the rights of other teams and never deliberately act in a manner intended to be to the detriment of another team.
- Respect the rights of competitors, coaches, officials and not exploit or deliberately act in a manner detrimental to them.

- Not endeavour to influence the result of a competition by any action not strictly within the rules and regulations, or within the fundamental precepts of fair play.

2.27.2.5 Supporters and Spectators will:

- Respect the regulations and authority of SLSA and not attempt to avoid or circumvent these regulations.
- Accept the authority of referees and judges to make decisions.
- Abide by the spirit of the competition.
- Exercise reasonable self-control at all times.
- Be respectful and considerate in interactions with others.
- Acknowledge the performance of all involved in the competition with grace and magnanimity.

2.28 ABUSE/INAPPROPRIATE BEHAVIOUR

- (a) In addition to the SLSA Code of Behaviour, any SLSA member who abuses an official, a competitor, SLSA member or member of the public at an SLSA competition, carnival or event may be excluded or disqualified from that competition, carnival, or an event at the discretion of the Referee.
- (b) The Competition Disciplinary Committee may also impose additional penalties. For the purposes of this rule “abuse” includes making direct or implied threats or behaving in an inappropriate manner as determined by the Referee and/or the relevant official(s) in their absolute discretion.

Note: SLSA is committed to ensuring that every person involved in the movement is treated with respect and dignity and protected from discrimination, harassment, and abuse. Members are encouraged to familiarise themselves with the SLSA Code of Conduct for people in Positions of Authority when dealing with children and young people. Any concerns a member or the general public may have around the safety and protection of a child should be reported immediately via the Online Complaint and Report form (forms.sls.com.au). Reports can remain anonymous. For further information please refer to the SLSA Member Protection Policy or contact the SLSA Office.

2.29 COMPETING UNFAIRLY

- (a) A competitor or team may be disqualified if a competitor, team or handler is deemed to have competed unfairly.
- (b) For the purpose of this rule “competing unfairly” or whether a competitor or team has “competed unfairly” will be determined by SLSA, the Referee and/or the relevant officials(s) in their absolute discretion. Examples of “competing unfairly” include:
- Competing without entry or for another club without clearance or transfer.
 - Competing without membership, award, or proficiency or patrol hour obligation eligibility.
 - Impersonating another competitor.
 - Attempting to defeat the ballot or draw for events or positions.
 - Competing twice in the same individual event.
 - Competing twice in the same event in different teams.
 - Using equipment in competition not meeting SLSA specifications.
 - Purposely interfering with a course to gain an advantage
 - Deliberately impeding that includes jostling or obstructing another competitor or handler so as to impede their progress.

Note: Deliberate impedance during the run to the finish line is defined as “the deliberate use of hands, arms, feet or legs or a deliberate and significant change of direction to impede another competitor’s progress towards the finish line”. Any competitor, who commits a deliberate impedance of another competitor or handler may be penalised, eliminated, or disqualified, dependent on the circumstances and the event. If two or more competitors are guilty of deliberate impedance, the

competitor who first deliberately impeded will be penalised, eliminated, or disqualified. For Beach Flags refer to Section 9.

- Receiving physical or other outside assistance (other than verbal or other direction except where specifically excluded by the rules of the event).
 - Competing and/or participating contrary to the specific direction of the Referee or designated official.
 - Participating contrary to the spirit of the competition (as described in the Code of Fair Play).
- (c) SLSA may, in their absolute discretion, investigate and take action on any matter of “competing unfairly” prior to, during or following completion of competition. This includes, but is not limited to, referral to the Competition Disciplinary Committee or other judicial processes.

2.30 LUCK OF PREVAILING CONDITIONS

- (a) Competitors acknowledge and agree:
- That surf lifesaving competitions and the conduct of, and participation in, such competitions can and will be affected by the surf conditions.
 - That there is often an element of the “luck of the prevailing conditions” in entering and competing in surf lifesaving competitions.
 - A protest or appeal on an incident is not available to them when the incident is caused by the conditions of the surf.
 - That the Referee and/or relevant official(s) have absolute discretion as to whether an incident has been caused by the luck of the competition or the prevailing conditions.

2.31 START AND COMPLETION OF COMPETITION

- (a) The official start of a competition is when a bulletin or circular is issued calling for entries to a competition.
- (b) The official completion of time of competition is twenty (20) minutes after the completion of the final event at the competition. However, matters currently in train (i.e., protest or appeal) or matters of “competing unfairly” shall continue to final resolution, the result of which shall be considered as being within the official completion time.

Note: The official completion time of competition does not extend to matters of discipline and Disciplinary Committee proceedings that may be implemented relating to a particular competition before, at, or after, and/or continues following the official completion time of the competition (refer also to Section 14).

APPENDIX A

TRANSGENDER, GENDER DIVERSE, INCLUSION ATHLETE GUIDELINES

This Guideline is made under clause 39 of the SLSA Constitution. It is binding on all members of SLSA and is to be interpreted in accordance with the SLSA Constitution.

Rationale

Amongst its constitutional objects SLSA seeks to:

- At all times act in the interests of the members and surf lifesaving; and
- Formulate or adopt and implement appropriate policies, including in relation to sexual harassment, equal opportunity, equity, drugs in sport, health, safety, junior and senior programs, infectious diseases, and such other matters as arise from time to time as issues to be addressed in surf lifesaving.

SLSA also has an interest in encouraging participation and ensuring competitive surf lifesaving activities are conducted on a fair and equal basis.

In addition, SLSA considers that in order to meet these objects a policy is required regarding the treatment by State Associations of transgender and gender diverse athletes wishing to compete and has developed this Policy in response.

Background

Changing social views and laws affecting sexuality has meant an increasing number of cases of transgender/gender diverse athletes in sport. In this Policy transgender/gender diverse means a person who was born one sex and now identifies with, and lives as, another sex, and includes a person who has undergone a sex reassignment procedure.

SLSA considers it has an interest in articulating this Policy for the following reasons:

- Protecting SLSA members, in particularly transgender and gender diverse members;
- Ensuring a consistent approach to requests by transgender or gender diverse athletes to compete in SLSA events; and
- Providing information to members.

Anti-Discrimination Legislation

Anti-discrimination laws at a Federal and State level offer protection to individuals against discrimination on the basis of a number of characteristics. SLSA supports the prohibition against discrimination on the basis of the characteristic of “sexual identity” or “sexuality” in all Australian States in relation to the provision of services by SLSA and its members.

These policy guidelines must be read subject to any applicable anti-discrimination legislation in force from time to time.

Application

SLSA will apply these policy guidelines only:

- Where state anti-discrimination legislation allows; and
- In relation to competitive sporting activities, which does not include:
 - Coaching people engaged in a sporting activity;
 - Umpiring or refereeing of a sporting activity;
 - Administration of a sporting activity; or
 - Non-competitive practice of sport.

Policy Guidelines

Evidence of the legal recognition of a person’s sex (passport, birth certificate, etc.) will generally determine whether SLSA allows a competitor to compete as a male or female.

If a person’s gender as legally recognized is other than that under which the person wishes to compete, the following conditions shall apply:

Section 2 – General Competitive Conditions

- An individual who has undergone sex reassignment from male to female before puberty may compete as a girl or woman (female). An individual who has undergone female to male reassignment before puberty may compete as a boy or man (male).
- An individual who has undergone sex reassignment from male to female (and vice versa) after puberty may compete in female or male competitions, respectively, under the following conditions:
 - Surgical anatomical changes have been completed, including external genitalia changes and gonadectomy; and
 - Evidence is provided of hormonal therapy appropriate for the assigned sex having been administered in a verifiable manner and for a sufficient length of time to minimise gender-related performance advantages.
 - An individual who has undergone male to female sex reassignment may not compete until two years has passed since gonadectomy.

In each case a confidential case-by-case evaluation shall occur, and the individual's medical practitioner consulted if necessary.

If the gender of a competing athlete is questioned, the medical delegate (or equivalent) of SLSA shall have the authority to take all appropriate measures for the determination of the gender of the athlete.

SECTION 3 LIFESAVING EVENTS

38th Edition Changes to the Revised 37th Edition Manual:

- Ongoing** General – Minor editorial changes have been made that do not affect the intended rules of competition. These changes clarify, simplify, and assist with comprehension of the SSM. The changes also correct observed spelling, grammatical, formatting, and other minor errors.
- October 2025** General - The wording for starting of events has been amended to be consistent with IRB competition i.e., in events where a start line is drawn or a cord is used it is now the competitors’ front *foot* (rather than *toes*) that are to be placed on or behind the line. **Note:** The definition of a foot includes any part of the foot, heel and/or toes.
- October 2025** General - It is clarified that competitors entering the water at the start (and changeover) of events may do so at their own discretion and do not need to cross the start line unless otherwise prescribed provided that there is no interference to other competitors.
- October 2025** 3.4.4(b) – The procedure for the Champion Lifesaver has been clarified that competitors must satisfactorily complete 50% or more of the physical events conducted and also attempt all theory and resuscitation tasks conducted in order to be eligible for a placing in the event. A note has also been added: **Note:** if any or all physical or other tasks cannot be conducted, relocated, or postponed to another time, the Referee, in conjunction with the Carnival Committee may, at their absolute discretion, determine that the result of the Champion Lifesaver event is to be decided on the tasks that have been or can be conducted. Such decision is not subject to protest or appeal.
- October 2025** 3.5.2(a) – The procedure for the Champion Patrol has been clarified that teams must satisfactorily complete 50% or more of the physical events conducted and also attempt all theory, resuscitation and Scenario tasks conducted in order to be eligible for a placing in the event. If teams do not meet these requirements they will be disqualified. A note has also been added: **Note:** If any or all physical or other tasks cannot be conducted, relocated, or postponed to another time, the Referee, in conjunction with the Carnival Committee may, at their absolute discretion, determine that the result of the Champion Patrol event is to be decided on the tasks that have been or can be conducted. Such decision is not subject to protest or appeal.
- October 2025** 3.6 – The name of the *First Aid Competition* has been changed to the *Champion First Aid* event to align more closely with the Champion Lifesaver and Champion Patrol events.
- December 2025** 3.3.3.4 (d) The requirement for the crew to be seated on the pontoon has been removed, and a note has been added to clarify the crew is not permitted to sit on the floor of the IRB.
- 3.3.3.5 (a) (ii) Wording has been updated to “rounded” rather than “turned”.
- 3.3.3.6 (f) Note 1 has been updated for clarity and clarification has been added to Note 2 regarding the finish, to align with rule 2.22 (f).
- 3.3.3.7 (b) Wording has been updated to clarify the position of the second driver for the tag.
- 3.3.4.1 (f) Has been updated to remove the word “wholly”.
- 3.3.4.3 (d) Wording has been updated to clarify the position of the second crew and driver for the changeover and tag.
- 3.3.4.3 (h) Wording has been added to state the changeover should be conducted as per 3.3.3.7 (b).
- 3.3.4.5 (e) Rule 3.3.4.3(g) has been added to the description.

3.1 GENERAL

- (a) SLSA conducts many competitions that highlight the skills involved in rescue, resuscitation and first aid.
- (b) Details of lifesaving competition events are described in this section and in separate Manuals and bulletins which may be issued from time to time.

Note: Where manuals or other documents are referenced for the conduct of lifesaving competition events the written word takes precedence over any photographs, videos, or diagrams. In addition, when words, photographs or diagrams are silent on a process or procedure, competitors shall not be penalised for their methodology in completing any required action.

- (c) SLSA reserves the right to introduce equipment and gear to assist in the judging of competitor performance in lifesaving events.
- (d) While not a requirement for entry, to assist with efficient conduct of events, the availability of a non-competing team manager is recommended for Lifesaving Events.

3.2 RESCUE & RESUSCITATION

- (a) The Rescue & Resuscitation (R&R) competition provides the opportunity for SLSA members to demonstrate in a competitive manner some Rescue and Resuscitation methods.
- (b) The rules and regulations of the Rescue and Resuscitation event are encompassed within the Rescue & Resuscitation Competition Manual and subsequent bulletins and/or circulars.

3.3 INFLATABLE RESCUE BOAT (IRB) COMPETITION

3.3.1 Introduction

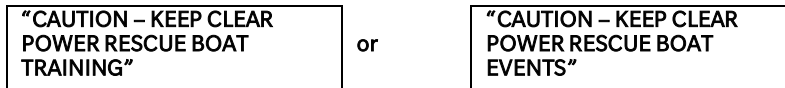
- (a) The aims of Inflatable Rescue Boat (IRB) competition are to:
 - (i) Improve the prowess of IRB drivers and crewpersons (crew).
 - (ii) Encourage crews to correctly equip and maintain their IRB and motors for optimum safe performance and reliability for both lifesaving patrol duties and competition.
 - (iii) Allow crews to demonstrate their techniques and their abilities to perform a rescue.
 - (iv) Bring crews together to discuss and improve IRB techniques and operations.
 - (v) Promote safety awareness techniques for the crew and patients in simulated rescue scenarios.
- (b) All IRB competition participants acknowledge and agree that:
 - (i) They each release and will release SLSA from all claims that they have or may have had but for this release arising from or in connection with their membership of SLSA and/or participation in any SLSA authorised or recognised competition or activity whether conducted under this Manual or otherwise.
 - (ii) They each indemnify and will keep indemnified SLSA to the extent permitted by law in respect of any claims arising as a result of, or in connection with their membership of SLSA and/or participation in any SLSA authorised or recognised competition or activity (whether conducted under this Manual or otherwise).
 - (iii) In paragraphs (a) and (b) above the word "claims" means and includes any action, suit, proceeding, claim, demand, damage, penalty, cost or expense howsoever arising but does not include a claim in respect of any action, suit, etc. made by any person entitled to make a claim under a relevant SLSA insurance policy or under the SLSA Constitution or Regulations.

- (iv) The rules contained in this manual are made for the purpose of ensuring a safe and fair system or framework within which surf lifesaving competitions are to be regulated and conducted.

3.3.2 General Conditions

3.3.2.1 Safety Essentials

- (a) **WARNING:** IRB competition can be inherently dangerous. IRB competition participants acknowledge that they are exposed to certain risks during IRB competition including but not limited to leg, spinal and neck injuries, physical exertion, contact with the IRB, temperature, weather, and water conditions and even drowning. IRB competition participants acknowledge that accidents can and often do happen which may result in IRB competition participants being injured or even killed. All members through their participation in IRB events agree with, acknowledge, and understand this warning and accept and assume the inherent risks in IRB competition.
- (b) Safety procedures – Course Judges will monitor and observe all driving, operating, safety practices and techniques. Should such practices and techniques be considered to be unsafe, dangerous, or contrary to the rules or procedures of the event the Course Judges are to report their observations to the Referee with a recommendation as per their authority. The Referee has the authority to immediately disqualify the offending competitor/s from the event and/or issue a safety infringement. Recommendation for further penalties and/or referral to the carnival disciplinary committee may also be considered.
- (c) Signs or banners shall be displayed to provide a 50m buffer zone on either side of the competition area. These may be the same signs used to indicate IRB training and shall be a minimum of 1m x 1m. For example:



3.3.2.2 Pre Carnival Safety Briefing

- (a) A pre carnival safety briefing may be conducted in conjunction with the officials, coaches, and team managers before the commencement of IRB competition. The following items may be included:
 - (i) An explanation of all the safety procedures that shall be observed by all competitors.
 - (ii) Patient care and indicative water temperature.
 - (iii) Identification of the location of emergency and first aid areas during the competition.
 - (iv) Forecast of surf and weather conditions for the competition period, and any inherent dangers.
 - (v) Safety and rescue plan and, contingency relocation plan.
 - (vi) Attention shall be drawn to Section 1.

3.3.2.3 Safety and Technical Infringements

- (a) A strong emphasis will be placed on safe driving, crewing and patient safety practices. All competitors must complete each event in a safe and controlled speed and manner or will face immediate disqualification from the event, and/or issue of a safety infringement and consideration for further penalties.
- (b) A safety infringement shall be issued to any competitor deemed to have committed an unsafe practice. This will result in immediate disqualification of the competitor and their entire team (i.e., crew and patient/s) from the event in which the infringement occurred.

- (c) If a competitor receives more than one safety infringement in any one competition they shall be disqualified from the entire competition.
- (d) Should a history of safety infringements be identified by an SLSA office or official in a twelve month period, the matter shall be referred to the relevant state or national officer/s for consideration of further penalties or disciplinary action.

3.3.2.4 Competitor Pre-Requisites

At the date of entry closure for the competition to be contested:

(a) Drivers are required to:

- (i) Be a minimum of seventeen years of age as at the date of competition.
- (ii) Hold their relevant state/territory maritime licence required to operate an IRB.
- (iii) Hold their IRB drivers award and be currently proficient as required by SLSA and have logged twenty (20) hours specific in-water IRB competition driving training under the supervision of a currently accredited SLSA Coach – IRB Events Elective.

Note: Once the initial 20 hours has been signed off there is no minimum hour requirement required for future years provided that the driver holds the IRB driver's award and is currently proficient as required by SLSA.

- (iv) Be endorsed by a currently accredited SLSA Coach – IRB Events Elective as being competent for IRB competition.

Note 1: Once the initial 20 hours has been signed off, an annual competition competency endorsement is required by a currently accredited SLSA Coach – IRB Events Elective.

Note 2: In all training and competition, it is compulsory for drivers to wear high visibility (conspicuous colour) SLSA approved level 50 Australian Standard (AS4758) lifejackets or Type 2 (AS 1499-1996) lifejackets. (Level 50S lifejackets unless listed on the SLSA Approved Gear and Equipment List are not approved.) It is not required for high visibility vests to be worn over the top of lifejackets. See also Section 2 of the Surf Sports Manual.

Note 3: The wearing of approved helmets is optional for drivers in both training and in competition. See also Section 2 of the Surf Sports Manual.

(b) Crewpersons are required to:

- (i) Be a minimum of sixteen years of age as at the date of competition.
- (ii) Hold their IRB crewpersons award and be currently proficient as required by SLSA and have logged twenty (20) hours specific in-water IRB competition driving or crewing training under the supervision of a currently accredited SLSA Coach – IRB Events Elective.

Note: Once the initial 20 hours has been signed off there is no minimum hour requirement required for future years provided that the crewperson holds the IRB crewperson's award and is currently proficient as required by SLSA.

- (iii) Be endorsed by a currently accredited SLSA Coach – IRB Events Elective as being competent for IRB competition.

Note 1: Once the initial 20 hours has been signed off, an annual competition competency endorsement is required by a currently accredited SLSA Coach – IRB Events Elective.

Note 2: In all training and competition, it is compulsory for crewpersons to wear high visibility (conspicuous colour) SLSA approved level 50 Australian Standard (AS4758) lifejackets or Type 2 (AS 1499-1996) lifejackets. (Level 50S lifejackets unless listed on the SLSA Approved Gear and Equipment List are

not approved.) It is not required for high visibility vests to be worn over the top of lifejackets. See also Section 2 of the Surf Sports Manual.

Note 3: The wearing of approved helmets is optional for crewpersons in both training and in competition. See also Section 2 of the Surf Sports Manual.

(c) Patients are required to:

- (i) Be a minimum of 15 years of age as at the date of competition and be a currently proficient Bronze Medallion holder.
- (ii) Hold their IRB crewpersons award and be currently proficient as required by SLSA and have logged twenty (20) hours specific in-water IRB competition driving or crewing training under the supervision of a currently accredited SLSA Coach – IRB Events Elective.

Note: Once the initial 20 hours has been signed off there is no minimum hour requirement required for future years provided that the crewperson holds the IRB crewperson’s award and is currently proficient as required by SLSA.

- (iii) Be endorsed by a currently accredited SLSA Coach – IRB Events Elective as being competent for IRB competition.

Note 1: Once the initial 20 hours has been signed off, an annual competition competency endorsement is required by a currently accredited SLSA Coach – IRB Events Elective.

Note 2: In all training and competition, it is compulsory for patients to wear high visibility (conspicuous colour) SLSA approved level 50 Australian Standard (AS4758) lifejackets or Type 2 (AS 1499-1996) lifejackets. (Level 50S lifejackets unless listed on the SLSA Approved Gear and Equipment List are not approved.) It is not required for high visibility vests to be worn over the top of lifejackets. See also Section 2 of the Surf Sports Manual.

Note 3: The wearing of approved helmets is compulsory for patients both training and in competition (except the Rescue Tube Race where it is optional). See also Section 2 of the Surf Sports Manual.

(d) Handlers, at the date of competition, are required to:

- (i) Be a financial SLSA member.
- (ii) Be a minimum of 15 years of age as at the date of competition and be a currently proficient Bronze Medallion holder.
- (iii) Hold the IRB crewpersons certificate and be currently proficient as required by SLSA.
- (iv) Wear a high visibility vest if entering the water beyond knee depth water or, if required by the event organiser, the provided handler’s vest and/or other provided garments.

Handlers may wear a high visibility (conspicuous colour) SLSA approved level 50 Australian Standard (AS4758) lifejacket or Type 2 (AS 1499-1996) lifejackets. (Level 50S lifejackets unless listed on the SLSA Approved Gear and Equipment List are not approved.) It is not required for high visibility vests to be worn over the top of lifejackets.

- (v) A handler, if directed by the event organiser, must also wear a competition cap or helmet.
- (vi) Comply with all instructions of the officials and comply with all SLSA rules and policies.
- (vii) Make every effort to ensure that they, or the equipment that they are handling, does not impede another crew, otherwise both their competitor and the handler may be subject to disqualification.

- (e) Competitors should be conversant with all current specifications, competition rules and event conditions etc. pertaining to IRB competition and comply accordingly. Attention is also drawn to other relevant sections of the Surf Sports Manual including Section 2 and any other relevant circulars or bulletins that must also be complied with.

3.3.2.5 Entry Limitations

- (a) IRB competition may be conducted in different categories of age, grade, and gender.
- (b) A competitor may compete or nominate to compete in a maximum of twelve events plus the IRB Relay(s) at any one competition. However, in the event of adverse weather, surf conditions, water temperature, wind chill, and/or hyperthermia risk etc, the Competition Committee, at its absolute discretion, may reduce the maximum number of events in which each competitor may participate at the competition.

Note: It is clarified that the Australian IRB Championships is one competition with events currently conducted in Open, U23 and O35 age divisions. This means that a competitor may compete or nominate to compete in a maximum of twelve events plus the IRB Relay(s) at Australian IRB Championships.

- (c) A driver and/or crew may compete in a particular event once, e.g., a driver cannot compete in an event in one team as a driver and compete again in the same event as a driver or crewperson in a separate team.

Note: This does not preclude an eligible driver, crew or patient from the same team swapping roles in different rounds of the same event.

- (d) If eligible to compete in multiple grades or age categories, drivers and crewpersons may do so, but may only compete in a particular event once, e.g., open male rescue is a different event to the under 23 male rescue (refer to Competition Definitions in Section 2 for further detail).
- (e) IRB patients are to be considered as gender neutral with respect to their participation in male and female IRB events.
- (f) Patients may compete in any grade, age or gender category events but may only compete in a particular event once.
- (g) Attention is also drawn to other relevant sections of the Surf Sports Manual including Section 2 – General Competitive Conditions and any other relevant circulars or bulletins which must also be complied with.

3.3.2.6 Equipment Requirements, Scrutineering and Compliance

- (a) IRB competition equipment must be either club owned or provided on a pooled basis by SLSA.
- (b) All IRBs and equipment shall comply with the specifications of SLSA, scrutineering conditions and rules as specified by SLSA through circulars and bulletins.
- (c) All IRBs must have an “Approved Surf Rescue Craft” plate affixed.

Note: It is permitted to use wax on the motor, IRB, and the floor etc. to improve driver and crew grip of their craft.

3.3.2.7 The Course

- (a) The course for IRB competition shall be set at the discretion of the Referee. (See Appendix A).
- (b) A “lane” is defined as an area centred on a line of sight from the “beach position marker”, located on the “start/finish line”, and the relative “turning buoy”.
- (c) Lanes are bounded by “lane marker” poles (typically red or orange in colour) that are placed in a line parallel to start/finish line and approximately 10m from the water edge. These poles form the “changeover line” used for the tag in the teams and relay events. The

beach turning markers are placed in the centre of the lane and approximately 5m behind the changeover line.

- (d) The turning buoy shall normally be set at a minimum measured distance of 120m from the end of knee depth water at the low tide mark and taking into account varying conditions such as sandbars, exclusion of holes and rips, surf conditions, prevailing winds and safety factors.
- (e) The “patient pick-up buoy” for the rescue, mass rescue and teams rescue events is positioned approximately 10m directly behind the turning buoy.
- (f) The “rescue tube patient buoy” for the rescue tube event is positioned approximately 25m directly behind the turning buoy.

3.3.2.8 Course Variations

- (a) Water finish – The team is deemed to have finished once any part of the hull of the IRB crosses the finish line from the seaward side between the two finishing flags/poles.
- (b) Curved beach start – Crews are positioned to take into account the curved nature of the beach.
- (c) Curved beach finish – The driver shall be required to run up to the start/finish line and raise the team’s beach position flag above their head whilst remaining on their feet.
- (d) Electronic finish – The driver shall activate an electronic device at the start/finish line to register the finish and, be on their feet when the device is activated.

3.3.2.9 Administration and Officials

- (a) Events may be held separately or as part of a surf competition and, as such, will come under the overall control of the Referee/Sectional Referee. The Referee shall have knowledge of SLSA Surf Sports Manual, relevant bulletins and circulars regarding the competition and IRB operations.
- (b) Other officials shall be appointed to assist the conduct of the competition. In addition, specialist advisers (e.g., hull and motor experts etc.) may be appointed to assist SLSA.

3.3.3 Procedure

3.3.3.1 Placing of Patients

- (a) Patients shall be taken to sea by either the duty boats (preferred) or their own crews. Patients shall be placed in the water at their allocated patient pick-up buoy. For the rescue tube event the patient shall be placed at the allocated rescue tube patient buoy.
- (b) Patients may hold onto their buoy until the patient pick-up. Patients are not permitted to attempt to move the buoy in any direction to gain an advantage. For the pick-up they shall release all contact with the buoy and position themselves clear of their pick-buoy on the seaward side.
- (c) In the mass rescue and teams events the second patient will wait on the beach side of the pick-up buoy and move to the seaward side of the buoy after the first patient has been picked up and the IRB has crossed back to the shoreward side of the pick-up buoy.

3.3.3.2 Preparing for the Start

- (a) Patients shall assemble in the marshalling area. The Marshall shall inform each team of their allocated lane. The remainder of the crew go directly to their allocated lane with their IRB in preparation for the start.
- (b) Crews are able to claim bonus time. This is an optional concession, provided at the discretion of the Referee, for crews at the start of events. Each club is allowed a maximum of five minutes bonus time per day of competition, which may be claimed in a minimum of one-minute increments.
- (c) The process of starting events should commence with a signal or command that indicates “Take Your Marks” followed by a signal or command that indicates “Set” and then followed

by a start signal or command that indicates “Go”. If, for any reason, the Starter has to speak to any competitor after either command, the start process shall be recommenced.

- (d) On the “Take your Marks” signal from the Starter (usually by whistle or verbal command), the crew shall position themselves on the start line and the IRB shall enter the water and be held at the desired depth within their allocated lane. Check Starter/s may be utilised to guide crews to their starting position. Handlers may assist with the positioning of the IRB.
- (e) Two handlers may hold the IRB to assist with keeping it in place for the start. The motor may be in or out of gear. The handlers may move the IRB at any time (including prior to and after the start signal) as long as the boat is in the “correct IRB starting position” when the driver or crew first make contact with the boat.

Note 1: The “correct IRB starting position” is defined as the boat being stationary, with the bow facing towards the wave line, within its lane, and not positioned to disadvantage other competitors, at a depth of water as determined by the handlers.

Note 2: If conditions warrant the Referee may increase the number of handlers to four.

- (f) The driver and crewperson shall be positioned adjacent to their respective beach position marker in readiness for a race start with their front foot on or behind the start/finish line. If a lane coloured vest is supplied, it must be worn by the driver/s as directed by the Referee.
Note: The definition of a foot includes any part of the foot, heel and/or toes.
- (g) The Starter then gives the “Set” signal (usually by whistle). Crews may claim bonus time up to and including at the whistle for the set signal. Should IRB equipment be damaged by waves while in the set position and before the start the Referee may, at their discretion, allow for the equipment to be replaced or quickly repaired before proceeding with the start without the loss of bonus time.

3.3.3.3 The Start

- (a) On the starter’s “Go” signal (usually by starting gun or horn) the driver and crew proceed to the IRB. A break shall be adjudicated as defined in Rule 2.19 ‘Starting of Events’ in the Surf Sports Manual.

Note: Whilst every endeavour should be made by the Starter to affect a fair and even start the decision to “Go” on the start signal rests with the competitor or team. If there is no recall by the Starter or the Check Starter(s) or the Referee, no protest shall be allowed on the start.

- (b) Any handlers used are to be on either side of the IRB and must hold or control the IRB with at least one hand. Handlers must not be in contact with any part of the motor and/or fuel cell, fuel line assembly, and/or safety chain when and after the starting signal sounds.
- (c) Handlers are permitted to move the IRB at any time including after the starting signal to assist with water depth, positioning of the IRB and to maintain the bow seaward toward the wave line. At the time the driver or crew first makes visible contact with the boat, the IRB must be in the “correct IRB starting position” and the handlers shall not further move the boat and must release contact and move safely clear as the engine propels the IRB forward or prior to if safe to do so.
- (d) The driver and crewperson, at their own discretion, shall board the IRB.
- (e) The driver starts the motor only when aboard the IRB. Only the driver may start the motor and the crewperson must be in contact with the IRB at the time the IRB is propelled forward. During the course of any IRB race only the driver is permitted to touch any part of the motor once the starting signal sounds.
- (f) The motor may be started either in gear or out of gear. If starting the motor in gear and using one hand to start, the driver must maintain control of the motor throttle grip with their other hand. If a two handed start is used the motor must be in neutral.
- (g) During and immediately after starting the motor, the IRB must not move in an uncontrolled or unsafe fashion.

3.3.3.4 Proceed To and From Buoys

- (a) The decision to proceed to sea is ultimately the responsibility of the driver and crewperson.
- (b) After entering the IRB, the driver and crewperson must maintain their “normal position” as described below. This must be done in a safe manner with three secure points of contact maintained at all times.
- (c) The normal driver position is defined as either foot in the foot strap, left hand holding the driver pontoon handle, right hand holding motor throttle grip, and seated on the pontoon.
- (d) The normal crewperson position is the left foot in the foot strap, left hand holding the bow rope or handle, right hand holding the inner pontoon (boarding) handle or lifeline rope.

Note: It is recommended that crews are seated on the pontoon and are not permitted to sit on the floor of the IRB.

- (e) The normal patient position is defined as positioned inside the IRB and holding onto the pontoon lifeline rope with at least one hand.

Note: While not a disqualification point, patients are not encouraged to sit on the floor of the IRB.

- (f) The only exceptions to these normal positions are detailed below and must be done so in a safe manner whilst maintaining three secure points of contact at all times:
 - (i) The crewperson and/or driver may leave their normal position to drag the IRB over a sand bar if the motor is electrically dead, or in the neutral position if left running.
 - (ii) The crewperson may rise from the seated position to absorb the impact of negotiating a wave or swell.
 - (iii) The crewperson may move into other crewing positions as described in the current edition of the SLSA Powercraft Training Manual when heading to sea and when necessary, including, but not limited to, punching a wave.

Note: A shift from the respective normal position of the driver, crew, or patient(s) is permitted provided that the team member does not otherwise become dislodged from their correct position

- (g) The driver and crewperson must maintain control of the IRB at all times during the competition to ensure it moves in a safe and controlled manner.
- (h) The leading IRB, whilst proceeding to and from the buoys, shall, in the normal course, have right-of-way and the trailing IRB must take evasive action by turning or giving way to prevent collision.

Note 1: If at any time the leading boat’s driver considers that there is a risk of collision with the trailing boat, then the leading craft should take all measures necessary to avoid a collision, but in terms of competition adjudication the trailing IRB remains responsible for giving way to the leading craft.

Note 2: The standard avoidance measure, when on a direct collision course, is to steer right and pass safely to the port (left) side.

3.3.3.5 The Turn and Patient Pickup

- (a) The turn and patient pick-up process shall be as follows for the rescue, mass rescue and teams rescue events:
 - (i) Crews must not steer a wide course or delay a turn that impedes the progress of another crew or forces them from their true course.
 - (ii) All buoys shall be rounded anti-clockwise and the turn is to be initiated on the port (left hand) side of the IRB.

Note: For judging purposes, the buoy may be submerged without disqualification during a turn at either the IRB turning buoy and/or at the patient pick up buoy i.e. it is not judged where the buoy pops up provided that the turn is correctly initiated.

- (iii) The IRB shall turn the allocated turning buoy and proceed to the allocated patient pick up buoy aligning the patient to the port side.
- (iv) With the exception of the Rescue Tube Race (where the patient pick up procedure is described in the event rules), the patient will face towards the IRB in preparation for the patient pick-up. The patient's hands must be clasped together or one hand held to the opposite wrist during the pick-up.
- (v) The patient pick up shall commence on the seaward side of the patient pick up buoy. The driver and crewperson may both assist with the patient lift.
- (vi) Once the patient pick-up has commenced, the IRB shall complete the turn pass back to the beach side of the patient pick-up buoy and return to shore. In the mass rescue this procedure is repeated for the second patient pick-up.
- (vii) The patient must be wholly clear of the water by the time the IRB has passed the crew's IRB turning buoy (judged on the trailing edge of the motor) on the return to the beach.
- (viii) The IRB shall not turn around any buoy other than the allocated turning buoy and the allocated patient pick-up buoy.
- (ix) If an IRB crew misses the patient pick up, to correctly complete the course, they must continue to their respective turning buoy a second time, perform a 180 degree turn around it and re-attempt the patient pick up as described above.

3.3.3.6 The Exit and Finish

- (a) The IRB shall be beached and remain within the allocated lane and not be positioned to disadvantage other competitors until the driver has exited the IRB.
- (b) When grounding or beaching the IRB at the finish of a race, the driver, crewperson or patient must not be dislodged. The crew must maintain three points of contact.
- (c) When beaching the IRB, the driver must render the motor electrically dead by activation of the motor kill switch before the driver, crewperson or patient exits the IRB.
- (d) The patient must not exit prior to the driver. The crewperson may alight before the driver to steady the IRB but only after the motor has been made electrically dead. The motor may be left in gear. The crewperson may use the side lifting handles while preparing for and during the exit procedure.
- (e) When exiting the IRB, the driver must keep both feet on the IRB floor until the motor is electrically dead.
- (f) The driver must remain seated until both feet are swung outside the IRB. The definition of "outside" is past the centreline of the port side pontoon.

Note 1: If the boat becomes stationary, the driver may exit in a safe manner without disqualification.

Note 2: The driver stumbling or falling over is not a disqualification provided that they cross the start/finish line on their feet. As per Rule 2.22 (f) falling across the line is not deemed to have finished the event. For the avoidance of doubt one foot must be grounded on or over the finish line for the competitor to be deemed to have correctly finished a race.

- (g) The crewperson shall remain in control of the IRB while the driver runs to the start/finish line. The patient may assist the crewperson in the control of the IRB.
- (h) The driver must be outside the IRB and on his/her feet when they cross the finish line at the end of an event. The exception to this is if the Referee or his/her delegate has advised that the finish will be a "water finish" as defined in Rule 3.3.2.8.

- (i) The finish is judged on the chest of the driver when they cross the start/finish line. To assist with the finish judging process IRB teams are requested to stand away from the start/finish line until all teams have completed the course.

Note: Unless otherwise specified (e.g., a wet finish in Rule 3.3.2.8 (a)) a team cannot drive their IRB across a finish line to record a finish result. The driver must be on their feet and outside the IRB when they cross the finish line. Should an IRB cross a finish line the driver may exit the boat and pass to the seaward side of the start/finish line and re-cross the line on their feet to record a finish.

3.3.3.7 The Changeover (Mass, Teams and Relay Events Only)

- (a) During all changeovers, the crewperson must maintain contact with the IRB and control it in a safe manner. In changeovers the crewperson/s and/or patient, as detailed under the relative event descriptions, may assist with relaunching the IRB, but must release contact and move safely clear as the engine propels the IRB forward or prior to if safe to do so. For the second and subsequent legs of these events, it is also permitted for the boat to be placed at an angle to assist driver re-entry if it is safe to do so.

Note 1: When completing the changeover, the driver, crew, and patients must follow the exit procedures detailed in Rule 3.3.3.6.

Note 2: The IRB must recommence from a position within the allocated lane but there is no penalty should an IRB move outside the allocated lane when turning the IRB around provided that there is no interference to other teams in the race.

- (b) For the changeover in the teams and relay events, the first and second driver must visibly tag (refer Rule 2.21(b) for definition of a tag). To do this the first driver proceeds to the start/finish/changeover line, rounds their respective beach position marker (see Rule 3.3.2.7(c)) (in either direction (i.e., clockwise, or anticlockwise) at the driver's discretion) and visibly touches (tags) with the second driver who is positioned adjacent to the start/finish/changeover line with their front foot on or immediately behind the start/finish/changeover line. The second driver must be stationary for the tag

Note : For judging purposes, stationary is defined as the feet of the second driver not moving forwards or backwards at the time the tag is effected between the two drivers

3.3.4 IRB Events – Description

3.3.4.1 Event No. 1 – IRB Rescue Tube

- (a) Each team shall comprise one driver, one crewperson and one patient.
- (b) The patient is positioned as described in Procedure Rule 3.3.3.1.
- (c) For this event only, the rescue tube (excluding harness/lanyard and rope) is to be stowed securely under the spray dodger at the start of the event.
- (d) The start shall be as described in Procedure Rules 3.3.3.2 and 3.3.3.3.
- (e) Following the start and while maintaining a secure position, the crewperson shall don the rescue tube harness in a safe manner prior to rounding the turning buoy.
- (f) The IRB shall round the turning buoy anti-clockwise and then must remain on the beach side of the turning buoy until the patient pick-up has commenced (see Rule 3.3.4.1 (k)).
- (g) After the IRB has rounded the turning buoy, the crewperson shall leave the IRB from the shoreward side of the buoy. The rescue tube shall be unclipped and held by the crewperson as they exit the IRB.
- (h) The crewperson shall then swim to their patient at their respective rescue tube patient buoy by the most direct route and then round the buoy in an anti-clockwise manner to collect their patient.

Note: The crewperson may pass by either side of the patient pick up buoy (used for events other than the IRB Rescue Tube Race) to reach their patient.

Section 3 – Lifesaving Events

- (i) The rescue tube must then be fastened around the patient and under both arms by the crewperson and/or patient. The patient may clip themselves into the tube unaided. The crewperson does not have to break stroke during this process as long as the clip on the rescue tube is secured to an O-ring prior to the patient pick up commencing.
- (j) The crewperson completes their 180 degrees anti-clockwise turn around the buoy and tows the patient to the IRB maintaining the turning buoy on their left-hand side. The patient is permitted to assist by kicking, and sculling with arms under the surface, but must not swim with an out-of-water arm recovery. The patient must not be towed on their stomach. The use of swim fins, hand fins or other non-approved aids is not permitted.
- (k) Once the crewperson or patient has made contact with the IRB, the patient pick-up is deemed to have commenced and the IRB may cross to the seaward side of the turning buoy.
- (l) The crewperson and patient shall board the IRB on the port side, with or without assistance from the driver. The driver may release the motor throttle grip and stand to assist the pick-up providing the motor is in neutral.

Note: The crewperson is permitted to enter the boat before the patient or vice versa.

- (m) The IRB shall continue anti-clockwise around the turning buoy. The patient and crewperson must be completely out of the water prior to the IRB proceeding back to the beach side of the turning buoy.
 - (n) The rescue tube shall remain around the patient and the crewperson shall remove the harness and pass it to the patient. The patient must then keep a secure grip on the lanyard/harness and rope/line until the driver exits the IRB to ensure that it does not snag anything within the IRB or extend past the transom or pass through either of the self-bailers.
- Note:** There is no requirement for the patient to hold their hand up with the lanyard/harness and rope/line at the completion of the race for judge notation purposes.
- (o) The crew shall return to shore, as described in Procedure Rule 3.3.3.4.
 - (p) The finish shall be as described in Procedure Rule 3.3.3.6.

3.3.4.2 Event No. 2 – IRB Mass Rescue

- (a) Each team shall comprise one driver, one crewperson and two patients.
- (b) Both patients are positioned as described in Procedure Rule 3.3.3.1.
- (c) The start shall be as described in Procedure Rules 3.3.3.2 and 3.3.3.3.
- (d) The crew shall proceed out to sea, pick up their first patient and then return to shore, as described in Procedure Rule 3.3.3.4 and Rule 3.3.3.5.
- (e) The driver shall exit as described in Procedure Rule 3.3.3.6. At the shore the crewperson, controls the IRB as described in Procedure 3.3.3.7 (a) and may turn it around. The patient must exit the IRB, after the driver exits. The patient is permitted to assist the crewperson relaunch the IRB as described in 3.3.3.7(a).
- (f) The driver proceeds to the start/finish line, rounds their respective beach position marker, and returns to the IRB. The driver may also assist the crewperson and patient to turn the IRB around. The patient may assist with relaunching the IRB but must release contact and move safely clear as the engine propels the IRB forward or prior to if safe to do so.

Note: The patient must then place themselves in a position where they do not impede the conduct of the race or the judging of the event.

- (g) The IRB shall be relaunched and restarted, and the crew will proceed out to sea to pick up their second patient and then return to shore, as described in Procedure Rule 3.3.3.4 and Rule 3.3.3.5.
- (h) The finish shall be as described in Procedure Rule 3.3.3.6.

3.3.4.3 Event No. 3 – IRB Teams Rescue

- (a) Each team shall comprise of two drivers, two crewpersons and two patients.
- (b) The patients are positioned as described in Procedure Rule 3.3.3.1.
- (c) The start shall be as described in Procedure Rules 3.3.3.2 and 3.3.3.3.
- (d) The second driver and second crewperson shall position themselves adjacent to the changeover line with their front foot on or immediately behind the line.
- (e) The crew shall proceed out to sea, pick up their first patient and then return to shore, as described in Procedure 3.3.3.4 and 3.3.3.5.
- (f) The driver, crewperson and patient shall exit the IRB as described in Procedure Rule 3.3.3.6. The second crewperson proceeds to the IRB once the driver has left the IRB.
- (g) The first crewperson turns the IRB and must maintain control of it as described in Procedure Rule 3.3.3.7 (a). The patient or the first crewperson are permitted to assist the second crewperson relaunch the IRB as described in 3.3.3.7(a).

Unless otherwise permitted by the Referee a maximum of two team members plus the driver are permitted to maintain contact (control) with the IRB at any one time.

- (h) The changeover between the first and second driver shall be conducted as per Rule 3.3.3.7 (b). After the tag, the second driver proceeds to the water's edge to relaunch and restart the IRB. The first crewperson/patient at their discretion may continue to assist with relaunching the IRB after the second driver has made contact with the IRB but must release contact and move safely clear as the engine propels the IRB forward or prior to if safe to do so.

Note: The first crewperson and first patient must place themselves in a position where they do not impede the conduct of the race or the judging of the event.

- (i) The second crew will proceed out to sea, pick up their second patient and then return to shore, as described in Procedure Rule 3.3.3.4 and Rule 3.3.3.5.
- (j) The finish shall be as described in Procedure 3.3.3.6.

3.3.4.4 Event No. 4 – IRB Rescue

- (a) Each team shall comprise one driver, one crewperson and one patient.
- (b) The patient is positioned as described in Procedure Rule 3.3.3.1.
- (c) The start shall be as described in Procedure Rule 3.3.3.2 and Rule 3.3.3.3.
- (d) The crew shall proceed out to sea, pick up their patient and then return to shore, as described in Procedure Rule 3.3.3.4 and Rule 3.3.3.5.
- (e) The finish shall be as described in Procedure Rule 3.3.3.6.

3.3.4.5 Event No. 5 – IRB Relay

- (a) This event is a continuous relay involving the four events detailed above. The four legs of this event shall be conducted in the order: 1 - IRB Rescue Tube, 2 - IRB Mass Rescue, 3 - IRB Teams Rescue and 4 - IRB Rescue.

Note: The Australian IRB Championship Mixed IRB Relay Race shall be conducted as per the rules of this section except that a male crew (driver and crew person) must complete two legs of the event and a female crew (driver and crew person) must complete two legs of the event. It is up to each team to decide which leg is completed by which crew.

- (b) Six patients shall be taken to sea by the competing club's nominated "patient boat".
- (c) The patient for the first leg, i.e., the Rescue Tube is positioned as described in Procedure Rule 3.3.3.1. The five other patients wait in the club's patient boat for their respective leg. The patient boat must remain clear of and on the seaward side of the rescue tube patient buoy for the duration of the event.

Section 3 – Lifesaving Events

- (d) The start shall be as described in Procedure Rules 3.3.3.2 and 3.3.3.3.
- (e) Each leg shall be as per the individual event descriptions except for the start of legs two, three and four and the finish of legs one, two and three which shall be changeovers as detailed in the Teams Rescue event description Rule 3.3.4.3(g), (h) and (i).
- (f) Patients for legs two, three and four shall swim to their respective pick-up position, as described in Procedure Rule 3.3.3.1, after all patient pick-ups for the proceeding leg are completed as per Procedure Rule 3.3.3.5.
- (g) After completing their respective leg of the race, drivers, crew persons and patients must place themselves in a position where they do not impede the conduct of the race or the judging of the event.

Note: In the first leg of the race the rescue tube shall remain around the first patient after the tow and this patient must have hold of the lanyard/harness and rope/line before the first driver exits the IRB. This patient must then exit the boat and ensure that the rescue tube, lanyard/harness, and rope/line remain well clear of the IRB. As such the first patient (only) is not permitted to assist turn and/or hold the IRB after their leg of the race. After moving well clear of the IRB the first patient may remove the tube and place it in a safe position that does impede the conduct or judging of the race.

- (h) The finish shall be as described in Procedure Rule 3.3.3.6.

3.3.5 Disqualifications

- (a) Crews shall be disqualified if found to have:
 - (i) Failed to comply with any matter contained in the Surf Sports Manual, bulletins or circulars relevant to the event.
 - (ii) Failed to comply with the event procedure, description and/or rules detailed in this section.
 - (iii) Interfered with or used any components of the course to gain an unfair advantage.
 - (iv) Attempted to start an event or negotiate the surf in subsequent legs with the IRB not correctly assembled.

APPENDIX A

TYPICAL INFLATABLE RESCUE BOAT COMPETITION AREA

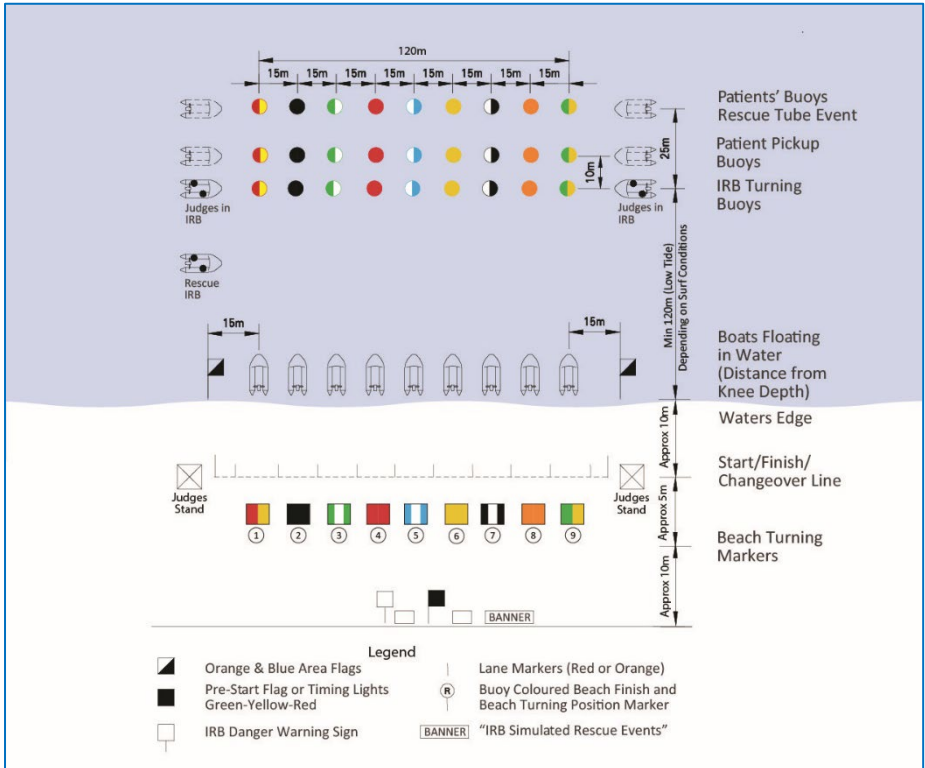


FIGURE 1: TYPICAL INFLATABLE RESCUE BOAT COMPETITION AREA
(Distances approximate only)

Note: The layout of the competition arena, including the beach setup relative to the positioning of the buoys, may be adjusted dependent upon the prevailing surf, sweep, and beach conditions.

3.4 CHAMPION LIFESAVER

3.4.1 Aim

- (a) The Champion Lifesaver event provides individual SLSA members the opportunity to demonstrate in a competitive manner the physical, lifesaving and knowledge skills required of a Lifesaver.

Note: Where Manuals or other documents are referenced for the conduct of this event the written word takes precedence over any photographs, videos, or diagrams. In addition, when words, photographs or diagrams are ‘silent’ on a process, competitors shall not be penalised for their methodology in completing required actions.

3.4.2 Equipment

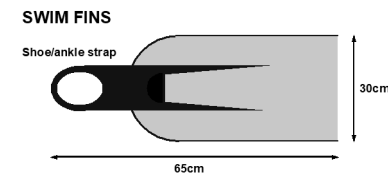
- (a) Each competitor shall provide as a minimum the following equipment, which shall be available for use by the competitor at the commencement of the competition:
- (i) One rescue board or malibu racing board.
 - (ii) One rescue tube.
 - (iii) One pair of swim fins (optional).
 - (iv) One adult resuscitation manikin.
- (b) All equipment used shall meet SLSA specifications.

Note 1: If a rescue board is used in competition, it is required only to meet the specification for malibu racing boards.

Note 2: Any manikin provided by the competitor shall not be marked in any way to gain an advantage in competition.

Note 3: The swim fins shall comply with the following dimensions:

- Maximum 65cm overall length including “shoe” or ankle strap (ankle strap extended).
- Maximum 30cm width at the widest point of the blade.
- Swim fins are to be measured with the shoe or ankle strap extended but not stretched. The swim fins will not be permitted to be used if they do not conform to specifications or if they are considered a safety hazard.



Note 4: Competition organisers reserve the right to expect competitors to use supplied manikins.

3.4.3 Uniforms

- (a) All competitors are to present themselves for the event wearing their competition cap and costumes as well as comfortable attire for the resuscitation and theory sections (footwear optional), provided such attire does not impede the judging process for the resuscitation section.

3.4.4 Procedure

- (a) The Champion Lifesaver event is determined on a point score basis with the competitor scoring the highest points being declared the winner. The total maximum points available are 120.

- (b) The three sections that comprise the Champion Lifesaver event and allocated maximum points are:

- | | |
|---------------------|-----------|
| (i) Physical Skills | 40 points |
| (ii) Questionnaire | 40 points |
| (iii) Resuscitation | 40 points |

Competitors must satisfactorily complete 50% or more of the physical events conducted and also attempt all theory and resuscitation tasks conducted in order to be eligible for a placing in the event. If competitors do not meet these requirements they will be disqualified.

Note: If any or all physical or other tasks cannot be conducted, relocated, or postponed to another time, the Referee, in conjunction with the Carnival Committee may, at their absolute discretion, determine that the result of the Champion Lifesaver event be decided on the tasks that have been or can be conducted. Such decision is not subject to protest or appeal.

- (c) The Referee, taking into account the suitability of the area and the conditions, shall determine the order in which the sections are to be conducted.
- (d) Sections may be conducted concurrently, depending on the number of competitors and available time.
- (e) Draws for positions in the physical skills components will be made prior to each race. Similarly draws for competitor position order in the resuscitation section will be made prior to that Section.
- (f) The rules, sections, points allocation, and procedure for the conduct of the Champion Lifesaver event are detailed in the subsequent paragraphs.

3.4.5 Physical Skills

- (a) The Physical Skills section will comprise four components and the maximum points allocation is as follows:
- | | |
|-----------------------|-----------|
| (i) Surf Race | 10 points |
| (ii) Board Race | 10 points |
| (iii) Beach Sprint | 10 points |
| (iv) Rescue Tube Race | 10 points |
- (b) The distances in the Surf Race, Board Race and Rescue Tube Races shall be as per the swim and board sections of the Ironman/Ironwoman events. The start, finish and conduct of these events shall be as per the conventional Swim, Board, and Rescue Tube events.
- (c) The use of swim fins is optional in the Rescue Tube Race and, if used, shall be placed with the Rescue Tube on the Rescue Tube line.
- Note:** It is clarified that the placing of the Rescue Tubes is as described in Section 4 for the Rescue Tube Race including the tube being placed flat on the sand. The swim fins (if used) are to be placed with the rescue tubes at the competitor's discretion.
- (d) The Beach Sprint race shall be conducted as per the Beach Sprint event.
- (e) Competitor Limitations for events in heats, semi-finals and finals are outlined in Section 2 of this Manual.
- (f) Each competitor must start in each of the Physical Skills components. Failure to start in each component shall result in disqualification from the Champion Lifesaver Competition.
- (g) Failure of a competitor to complete the course within any time limit allocated (refer Section 2) or complete the course correctly will mean that nil points shall be allocated to that competitor in that particular component.

- (h) The first competitor to correctly finish the final of each of the four physical skills components shall be declared the winner of that component. Points allocation for each of the competition components is as follows:

Finish Position	Points
1st	10
2nd	9
3rd	8
4th	7
5th	6
6th	5
7th	4
8th	3
9th	2

3.4.6 Questionnaire

- (a) The theory paper section will consist of forty Multiple Choice Questions derived from the current edition of the SLSA Public Safety and Aquatic Rescue Manual and relevant to the minimum qualifications required to compete in the event. A 30 minute time limit shall be allowed.
- (b) The maximum points allocated for each competitor in this Section is 40 points. Points allocation for this Section of the competition is as follows:
- Each question correctly answered 1 point

3.4.7 Practical Resuscitation

- (a) The practical resuscitation section will comprise the following two parts:
- (i) Part A – Live patient assessment including lateral position, (20 points maximum);
 - (ii) Part B – One person Cardiopulmonary Resuscitation (CPR) on a manikin, (20 points maximum).
- (b) The organising group shall arrange the live patients or specify if clubs are to provide patients.
- (c) The manikin can either be provided by the competitor or pre-arranged with sufficient notice for the organising group to provide.
- (d) No watches are to be worn by any competitors during the resuscitation section.
- (e) The Section will commence with a live person assessment including lateral (recovery) position.
- (f) At the conclusion of the live patient assessment the competitor shall maintain their position and await the direction of an appointed official who will give instructions to the competitor to move to the manikin.
- (g) Upon the direction of the appointed official the competitor shall undertake 1 person CPR on a manikin, commencing with ECC, for 5 complete cycles. The time taken to complete the 5 cycles shall be timed.
- (h) At the conclusion of the 5th cycle the appointed official shall declare “Operator halt. The patient is now breathing normally.” The CPR on a manikin section is then concluded, resuscitation shall conclude, and no further action is required.
- (i) The procedure and timing for CPR is as follows:
- (i) One complete cycle for 1 person CPR (for all patients) is an External Cardiac Compression (ECC) count of 30 immediately followed by 2 breaths. Each complete cycle is to take approximately 24 seconds with an optimum minimum of 5 cycles taking 2 minutes.

- (ii) The ECC count shall be given aloud commencing with “1” then “5, 10, 15, 20, 25, 26, 27, 28, 29, 30”, or “1 to 30”, or any other variation starting with “1 and ending with 30”, over an approximate 20 second period.
 - (iii) Immediately following delivery of the 30th compression, the competitor shall move to the head of the patient and deliver 2 inflations in approximately 4 seconds. The competitor will then commence the next cycle.
- (j) The point system for judging this Section is designed with an emphasis on judgement of fact. A maximum of 20 points each will be allocated for the two parts of this Section. Points will be allotted with deductions as follows:
- Major faults (each) 4.0 points deduction.
 - Minor faults (each) 0.5 points deduction.
 - Timing deductions (manikin) 4, 3, 2, 1 or nil points deduction.
- (k) For Part A or Part B of this Section, if total deductions exceed the 20 points, the competitor will score zero for that part.
- (l) Refer to Appendix B for additional details on deductions schedule for major, minor and timing faults, in addition to commands given to competitors by officials.

3.4.8 Tied Scores

- (a) In the event of equal points at the completion of the competition, the winner shall be decided by a count back system in the following order:
- (i) Practical Resuscitation Part A
 - (ii) Practical Resuscitation Part B
 - (iii) Questionnaire
 - (iv) Surf Race
 - (v) Rescue Tube Race
 - (vi) Board Race
 - (vii) Beach Sprint
- (b) If a winner cannot be determined by count back then a dead heat will be declared as provided in Section 2 of this Manual.

3.5 CHAMPION PATROL

3.5.1 Aim

- (a) The aim of the Champion Patrol event is to demonstrate how lifesavers work as a team in performing some or all of the skills associated with surf rescue patrol work. Team members in the Champion Patrol event must be members of the same club, but not necessarily be from the same club patrol.

Note: Where Manuals or other documents are referenced for the conduct of this event the written word takes precedence over any photographs, videos, or diagrams. In addition, when words, photographs or diagrams are “silent” on a process, competitors shall not be penalised for their methodology in completing required actions.

- (b) The Champion Patrol event includes a number of physical skills, practical and theory tasks involving racing, rescue and/or first aid situations.

3.5.2 General

- (a) The Champion Patrol event is divided into four sections and the maximum points allocation is as follows:
- (i) Physical Skills 20 points
 - (ii) Theory 20 points

Section 3 – Lifesaving Events

- (iii) Resuscitation 20 points
- (iv) Scenario Task 60 points

The total of all four sections is 120 points maximum.

Note 1: Sections are defined as components of the event (i.e., Physical Skills, Theory, Resuscitation, Scenario Task) and not rounds of the event. A round is a heat or final etc., of the Patrol Competition.

Note 2: Teams must satisfactorily complete 50% or more of the physical events conducted and also attempt all theory, resuscitation and scenario tasks conducted in order to be eligible for a placing in the event. If teams do not meet these requirements they will be disqualified.

Note 3: If any or all physical or other tasks cannot be conducted, relocated, or postponed to another time, the Referee, in conjunction with the Carnival Committee may, at their absolute discretion, determine that the result of the Champion Patrol event is to be decided on the tasks that have been or can be conducted. Such decision is not subject to protest or appeal.

- (b) Teams shall race against each other in the components of the physical skills section. In the other sections teams will be individually judged based on their performance.
- (c) Separate draws for shall be made for the starting position of teams for each of the Surf Teams and Board/Tube Rescue Relay Race (physical skills section). Separate draws will also be conducted for the team entry order for the resuscitation and scenario Task sections. These draws may be conducted beforehand as directed by SLSA or the Referee. Teams shall complete the theory section at the same time.
- (d) The draw for the roles of individual members in each team shall be undertaken following marshalling.
- (e) The Referee, after considering the suitability of the area and the conditions, shall determine the order in which the event sections are to be conducted. However, the conduct of the physical components shall be Surf Teams race followed by the Board/Tube Rescue Relay race.
- (f) The team with the greatest number of points awarded from all sections will be declared the winner.
- (g) Depending on the number of teams and the availability of times, the sections of the event may, if possible, be conducted concurrently (e.g., Resuscitation and Board/Tube Rescue Relay).
- (h) The organising group shall arrange the live patients or specify if clubs are to provide patients. The organising group shall provide patrol equipment and relevant log books or specify what clubs are to provide for the event. Teams shall provide equipment and uniforms as prescribed for this event.

3.5.3 Uniforms

- (a) All team members are to present themselves for the event in the following items of the respective SLSA patrol uniform, worn in conjunction with a club competition cap and team costume:
 - (i) Yellow shirt identified with the words “Surf Rescue” or “Beach Patrol”.
 - (ii) Red Shorts.
- (b) All uniforms must be in good condition.
- (c) Any advertising, lettering etc. on club patrol uniforms shall be in accordance with SLSA’s current policy in respect to Patrol Uniforms. Further, competing teams shall be required to comply with SLSA’s Sponsorship Policy.

3.5.4 Equipment

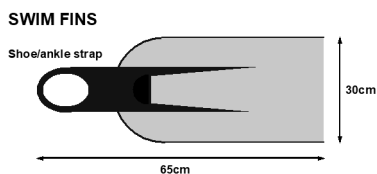
- (a) Each team shall provide as a minimum the following equipment, which shall be available for use by the team at the commencement of the competition.
- (i) One rescue board or malibu racing board.
 - (ii) One rescue tube.
 - (iii) A first aid kit (refer Appendix C)
 - (iv) One pair of swim fins (optional).
 - (v) One Air Bag Oxygen Resuscitation unit (Air Bag).
 - (vi) One Automated External Defibrillator (AED) Trainer
 - (vii) One adult resuscitation manikin.
 - (viii) A minimum of two SLSA approved Life Jackets to suit IRB Driver and IRB Crewperson to be used during the Open Scenario Task, where the use of an IRB is optional.
- (b) All equipment used shall meet SLSA specifications.

Note 1: If a rescue board is used in competition, it is required only to meet the specification for malibu racing boards.

Note 2: Any manikin provided by the competitor shall not be marked in any way to gain an advantage in competition.

Note 3: The swim fins shall comply with the following dimensions:

- Maximum 65cm overall length including 'shoe' or ankle strap (ankle strap extended).
- Maximum 30cm width at the widest point of the blade.
- Swim fins are to be measured with the shoe or ankle strap extended but not stretched. The swim fins will not be permitted to be used if they do not conform to specifications or if they are considered a safety hazard.



Note 4: Competition organisers reserve the right to expect competitors to use supplied manikins.

3.5.5 Team (Patrol) Competition

- (a) The Team (Patrol) Competition shall be conducted in Open and U17 age categories. The Open competition shall consist of six members per team and the U17 competition shall consist of four members per team as follows:
- (i) Open – each team shall consist of six competitors who are all proficient SLSA Bronze Medallion awardees and are all proficient Advanced Resuscitation Techniques Certificate (ART) holders.
- In addition, at least one member of the Open team shall have a Silver Medallion IRB Driver's Certificate (IRBD) and at least one other member shall have either of the following awards:
- IRB Crewperson Certificate; and/or
 - Silver Medallion IRB Driver's Certificate (IRBD)

Section 3 – Lifesaving Events

- (ii) U17 – each team shall consist of four competitors who are all proficient SLSA Bronze Medallion awardees and are all proficient Advanced Resuscitation Techniques (ART) Certificate holders.

Note: In the U17 age category there is no requirement for any of the team members to hold IRB qualifications as the preparation and use of the IRB is not included in the U17 event.

- (b) In both Open and U17 events all draws for individual roles of team members shall be undertaken immediately following marshalling.
- (c) For the Open event each individual team member draw position shall be designated as follows:
- No.1 – “Manikin” Resuscitation Team (First Role – One person CPR Operator)
 - No.2 – “Manikin” Resuscitation Team (First Role – Two person CPR, ECC Operator)
 - No.3 – “Manikin” AED Operator and Patient Swimmer (Board/Tube Relay)
 - No.4 – “Manikin” Resuscitation Team (First Role – Two person CPR, prepares oxygen equipment and introduces mask)
 - No.5 Live Patient Assessment (First Role – One person CPR Operator) and Tube Rescuer (Board/Tube Relay)
 - No.6 – Live Patient Assessment (First Role – Two person CPR, ECC Operator) and Board Rescuer (Board/Tube Relay)

Note: The team members shall wear a numbered cap (No’s 1 to 6) corresponding with their drawn position.

- (d) For the U17 event each individual team member draw position shall be designated as follows:
- No.1 – “Manikin” Resuscitation Team (First Role – One person CPR Operator) and Patient Swimmer.
 - No.2 – “Manikin” Tube Rescuer and Resuscitation Team (First Role – Two person CPR, ECC Operator).
 - No.3 – “Manikin” AED Operator and Board Rescuer.
 - No.4 – “Manikin” Resuscitation Team (First Role – Two person CPR, prepares oxygen equipment and introduces mask) and Observer.

Note: The team members shall wear a numbered cap (No’s 1 to 4) corresponding with their drawn position.

- (e) The Champion Patrol event may also be conducted in other age groups. The conduct and rules for such events shall be promulgated by Bulletin from time to time.

3.5.6 Substitution of Competitors

- (a) The substitution of team members prior to competitors being marshalled is permitted (refer Section 2). However, once marshalling has been completed and the draw for individual positions within the team has been undertaken, no further substitution or change of drawn competitor positions shall be permitted, for that round of the event.

Note: A round is a heat, further rounds or final of the total event. Sections are defined as components of the event (i.e., Physical Skills, Theory, Resuscitation, Scenario Task) and not rounds of the event.

- (b) In the event of an injury or illness or that results in a team member being unable to continue in a round, the team may continue without that team member, substitution or change of positions, and without disqualification in the event.
- (c) An injured/ill team member who recovers may resume their drawn position during that round of the event.

Note: It is the appointed medical officer at a competition (or another person approved by SLSA) who is to verify to the Referee that the competitor has recovered sufficiently to resume participation in the event.

- (d) Should further rounds of the event be conducted (e.g., a final), team members may be substituted as detailed in Section 2.

3.5.7 Champion Patrol Format

- (a) The Champion Patrol event is determined on a point score basis with the team scoring the highest points being declared the winner. The total maximum points available are 120.
- (b) Teams must participate in 50% or more of the physical events and attempt all theory, resuscitation, and scenario tasks so as not to be disqualified from the event. In the event of injury or illness that results in the indisposition of a team member, teams may continue in the event with less than the optimal number of team members but will score zero points in the Surf Teams Race if they cannot participate with a full team.
- (c) If for some reason the team (or team member/s) do not correctly complete (or complete within the time limit) a section or component, the team will not be disqualified from the total Champion Patrol event. In this case the team will be given zero points for that section/component of the event.
- (d) The competition will consist of the following sections and points allocation:
- (i) Physical Skills
 - Surf Teams (10 points maximum)
 - Board/Tube Rescue Relay Race (10 points maximum)
 - (ii) Theory
 - Theory (written paper) (20 points maximum)
 - Resuscitation – Live Patient Assessment and Manikin Resuscitation (20 points maximum)
 - (iii) Scenario Task
 - Lifesaving task (60 points maximum)

Details of the sections and components are as detailed in the following paragraphs.

3.5.8 Surf Teams

- (a) All team members for Open (six members) and U17 (four members) shall make up the Surf Team for this component of the event.
- Note:** the Referee, taking into account safety aspects, the conditions, and fairness to teams, may exceed the competitor numbers detailed in Section 2 and conduct the Surf Teams race as a straight final. Alternatively, the Referee may conduct the Surf Teams with heats and finals to determine the placegetters in the race.
- (b) The distance in the Surf Teams race shall be as per the Masters Surf Race. The start, finish, conduct and determination of placings of the Surf Teams race shall be as per the conventional Surf Teams event (refer Section 4).
- (c) Refer Rule 2.14 for the competitor limitations of the total number of competitors in a Surf Teams event.
- (d) A time limit, as defined in Rule 2.23, may be set by the Referee. When such a time limit is set, competitors shall be notified prior to the start of the event.
- (e) Total points allocated to each team in the Surf Teams component is as follows:

Finish Position	Points
1st	10
2nd	9
3rd	8
4th	7
5th	6
6th	5
7th	4

8th
9th

3
2

3.5.9 Board/Tube Rescue Relay Race

- (a) The team members that have drawn the relevant numbers shall contest this component of the event. The numbers are:
- (i) Open Team: No's 3, 5 and 6
 - (ii) U17 Team: No's 1, 2 and 3
- (b) The course shall be set as per the Rescue Tube Event (refer Section 4):
- (i) The two green flags shall indicate the start/finish line
 - (ii) The rescue tube (and swim fins, if used) shall be placed on a line approximately 10m from the start line. Competitors may lay the rescue tube to suit themselves provided that the tube is placed flat on the sand, and that the rope/line or belt harness shall not extend on the seaward side of the tube. The competitors will then take up their positions on the seaward side of the starting line. The swim fins (if used) are to be placed with the rescue tubes at the competitor's discretion.
 - (iii) If the option is not to use swim fins is taken the swim fins are not required to be placed with the rescue tube.
- (c) Each patient shall take up their position on the start line in the allotted position.
- (d) On the starting signal, each patient shall enter the water and swim to their allotted buoy. On reaching their allotted buoy, the patient shall place their forearm over the top of the buoy and then signal their arrival by raising their other arm to a vertical position whilst remaining in contact with the buoy. The said signal, subject to all conditions being fulfilled, shall be the determining factor in judging the patient's arrival at their buoy. Should a competitor swim to a wrong buoy and signal the team shall be disqualified. The patients must then release contact with the swimming buoys, retire to the seaward side of the swimming buoys and await arrival of their rescuer.
- Note:** The swimming buoy is described as the buoy only and does not include any attaching ropes or straps.
- (e) In the interim each rescue tube swimmer shall take up their position on the starting line in the allotted position and await the arrival signal from the patient.
- (f) On receiving the patient's signal, the rescue tube swimmer shall race up the beach and take hold of the rescue tube and swim fins (if used). They shall don the rescue tube and swim fins (if used) at their own discretion and swim to their allotted buoy.
- (g) On reaching their allotted buoy, the rescue tube swimmer shall place their forearm over the top of the buoy and then signal their arrival by raising their other arm to a vertical position whilst remaining in contact with the buoy. The said signal, subject to all conditions being fulfilled, shall be the determining factor in judging the rescue swimmer's arrival at their buoy. Should a competitor swim to an incorrect buoy and signal the team shall be disqualified. The rescue tube swimmers must then release contact with the swimming buoys, retire to the seaward side of the swimming buoys with their patient and await arrival of their board rescuer.
- Note:** The swimming buoy is described as the buoy only and does not include any attaching ropes or straps.
- (h) Each board rescuer shall take up the allotted position with their board on the starting line, to await the signal from the rescue tube swimmer.
- (i) On receiving the signal, the board rescuer shall enter the water and paddle to and around the allotted buoy. The board rescuer shall turn the buoy from left to right unless otherwise directed by the Referee. Each patient shall make contact with any part of the board on the seaward side of the swimming buoy. The patient pick up shall be affected on the seaward

side of the buoy. The patient may position themselves on the front or rear of the board, with or without assistance and may assist the rescuer by paddling the board on the return to shore.

Note: A team shall not be disqualified if part of the board extends onto the shoreward side of the buoy during the patient pick up process.

- (j) Losing control of patient and/or board – the board rescuer may lose control/contact and then regain control of the board on the way to their turning buoy. The rescuer and patient may lose contact with the board on the return journey. However, both the rescuer and patient must be in contact with the board when crossing the finish line.
- (k) The finish is judged on the chest of the first competitor of the team (i.e. patient or rescuer) crossing the start/finish line on their feet, with both the rescuer and patient being in control and in contact with the board.
- (l) The rescue tube swimmer then returns back to the beach and, as such, is not regarded as having any further part of the board rescue section of the event.
- (m) Total points allocated to each team in Board/Tube Rescue Relay component is as follows:

Finish Position	Points
1st	10
2nd	9
3rd	8
4th	7
5th	6
6th	5
7th	4
8th	3
9th	2

3.5.10 Theory

- (a) In the Open event, all six members of the team shall contest this component of the event. In the U17 event, all four members of the team shall contest this component of the event.
The theory section will consist of a 20 Multiple Choice Questions Test Paper on general surf lifesaving, patrol requirements, communication, basic first aid and surf awareness, based on questions drawn from the current edition of the SLSA Public Safety and Aquatic Rescue Manual and relevant to the minimum qualifications required to compete in the event. Each team member will receive the same paper, and each will individually complete the paper.
- (c) A total time limit of 15 minutes will be allowed.
- (d) To determine the total points in the Open event, all team members' correct answers shall be added and then divided by 6 to give a score out of 20.
- (e) To determine the total points in the U17 event, all team members' correct answers shall be added and then divided by 4 to give a score out of 20.

3.5.11 Practical Resuscitation

- (a) This practical resuscitation section will comprise two parts:
 - (i) Part A – Live patient assessment including lateral (recovery) position; and
 - (ii) Part B – Cardiopulmonary Resuscitation (CPR) and Defibrillation on a manikin.
- (b) The open team members that have drawn No's. 5 and 6 shall complete Part A of the Practical Resuscitation (i.e., the 2 person live patient assessment).

The U17 team members that have drawn No's. 1 and 2 shall complete Part A of the Practical Resuscitation (i.e., The 2 person live patient assessment).

The Open and U17 event team members that have drawn No's. 1, 2, 3 and 4, shall contest Part B this Section of the competition. These members shall operate as a resuscitation team

Section 3 – Lifesaving Events

rotating after the delivery of each five cycles of CPR (i.e., one cycle is the delivery of 30 ECC and 2 breaths, commencing with ECC).

- (c) The practical resuscitation section shall consist of five components:
 - (i) Two person assessment of a live patient
 - (ii) CPR on a manikin (1 person)
 - (iii) CPR on a manikin (2 person)
 - (iv) Defibrillation procedure (using Automatic External Defibrillator (AED) unit) on a manikin (3 person)
 - (v) CPR with AED and oxygen on a manikin (4 person)
- (d) The practical resuscitation section will also involve:
 - (i) Assessment of teamwork
 - (ii) Assessment of timing
 - (iii) Defibrillation (AED) procedure technique:
 - Simulate turning on AED unit
 - Apply Pads one at a time
 - Check Pads are connected to AED unit
 - (iv) Checking of Air Bag and oxygen equipment
 - (v) Introduction of the Air Bag
- (e) The organising group shall arrange the live patient for part of the practical resuscitation section or specify if clubs are to provide the patients.
- (f) The manikin can either be provided by the competitor or pre-arranged with sufficient notice for the organising group to provide.
- (g) No watches are to be worn by any competitors during the resuscitation section.
- (h) All changes of resuscitation techniques and rotations shall be undertaken without a break, simulating the need to maintain continuous resuscitation on a patient who is not breathing normally.
- (i) The time taken by the resuscitation team to complete each of the 5 cycles in each of the resuscitation techniques shall be timed.
- (j) Team members No.5 and No.6 (for the Open Champion Patrol event) and No.1 and No.2 (for the U17 Champion Patrol event) shall undertake the live patient assessment including lateral position placement and demonstration of ECC hand positions by No.6 (Open) and No.2 (U17).
- (k) At the conclusion of the live patient assessment teams shall maintain their positions and await the direction of an appointed official who will give the instructions to the team to move to the manikin for CPR and defibrillation (AED) assessment on a manikin.
- (l) Upon the direction of the appointed official, team member No.1 shall undertake 1 person CPR on a manikin for the initial 5 cycles (over a timed period, commencing with ECC).
- (m) While 1 person CPR by No.1 on the manikin is being undertaken team member No.2 takes up a kneeling at ease position ready to commence ECC in 2 person CPR. No.3 prepares the AED unit and No.4 prepares the oxygen equipment.
- (n) Two person CPR will commence immediately following completion of the 5th cycle of 1 person CPR. Team members shall move without ceasing CPR from the 1 person to the 2 person CPR technique. No commands for team members to rotate will be given by the Judging official.
- (o) The resuscitation team will carry out 2 person CPR with No.1 undertaking rescue breathing and No.2 undertaking cardiac compressions for the next 5 cycles of CPR (over a timed

Section 3 – Lifesaving Events

period). The AED unit shall be introduced by No.3 without a break to the 2 person CPR. The pads are to be applied before the completion of the 5th cycle.

Note: It is permissible for No. 1 or any other team member to count/declare the number of completed cycles of CPR.

- (p) While 2 person CPR is being performed No 4 shall become responsible for the preparation and checking of the oxygen equipment including the introduction of the mask to the patient (when ready during any of the 5 cycles).
- (q) Two person CPR using AED and Air Bag resuscitation will commence immediately following completion of the 5th cycle of 2 person CPR and without ceasing CPR. No commands for team members to rotate will be given by the Judging officials.
- (r) As CPR using AED and Air Bag resuscitation is introduced team members shall rotate their roles. No. 1 shall ensure backward head tilt and mask seal, No.4 shall undertake ECC, and No.2 shall introduce/operate the Air Bag and monitor the oxygen equipment. No. 3 shall operate the AED.
- (s) At the conclusion of the 5th CPR cycle using AED and Air Bag Resuscitation the appointed official shall declare/command given; “The patient is now breathing normally. Operators halt.”
- Note:** It is permissible for No. 1 or No.2 or any other team member to count/declare the number of completed cycles of CPR.
- (t) The CPR and defibrillation procedure on a Manikin Section is then concluded, resuscitation shall cease, and no further action is required from teams. The total period of resuscitation is therefore 15 cycles of CPR plus defibrillation procedure over an approximate continuous period of 6 minutes and 30 seconds as follows:
- (i) 1 person CPR (5 cycles, approximately 2 minutes); to
 - (ii) 2 person CPR (5 cycles, approximately 2 minutes); to
 - (iii) CPR with AED and oxygen (5 cycles, approximately 2 minutes and 30 seconds).
- (u) The procedure and timing for CPR is as follows:
- (i) One complete cycle for both 1 person and 2 person CPR (for all patients) is an ECC count of 30 immediately followed by 2 breaths. Each complete cycle is to take approximately 24 seconds with an optimum minimum of 5 cycles taking 2 minutes.
 - (ii) The ECC count shall be given aloud commencing with “1” then “5, 10, 15, 20, 25, 26, 27, 28, 29, 30”, or “1 to 30”, or any other variation starting with “1 and ending with 30”, over an approximate 20 second period.
 - (iii) In the 1 person operation immediately following delivery of the 30th compression, the operator shall move to the head of the patient and deliver 2 inflations in approximately 4 seconds. The operator will then commence the next cycle.
 - (iv) In the 2 person CPR operation immediately following the count of 30, the ECC operator shall stop counting while the Rescue Breathing Operator delivers 2 inflations in approximately 4 seconds. The ECC operator will then commence the next cycle.
 - (v) One complete cycle is an ECC count of 30 immediately followed by 2 breaths. Each complete cycle is to take approximately 24 seconds with an optimum minimum of 5 cycles taking 2 minutes.
- (v) The point system for judging this Section is designed with an emphasis on judgement of fact. A maximum of 20 points will be allocated to this Section with team deductions as follows:
- Major faults (each) 4.0 points deduction.
 - Minor faults (each) 0.5 points deduction.
 - Timing deductions (manikin) 4, 3, 2, 1 or nil points deduction.

- (w) If total deductions exceed the 20 points for the section the competitors will score zero.
- (x) Refer to Appendix C for additional details on deductions schedule for major, minor and timing faults, in addition to commands given to competitors by officials.

3.5.12 Scenario Task

- (a) In the Open event, all six members of the team shall contest this component of the event. In the U17 event all four members of the team shall contest this component of the event.

Note: The event scenario in Championship competition shall be judged over a total of 15 minutes with the following time periods:

- Set-up 3 minutes
- Task 9 minutes
- Pack-up 3 minutes

Each Team should be briefed before leaving the isolation area. Teams shall proceed without delay to the scenario area where a whistle will signal the commencement of the scenario. A further three whistles or spoken word will signal the completion of each component and the end of the scenario task.

- (b) Each team shall be given the same task involving a rescue or number of rescues. First aid or other situations that confront patrols may also be involved. The prevailing conditions of the day shall be taken into account. The team’s assessment will include:
 - (i) The Patrol Captain’s effective use of the patrol to carry out the task.
 - (ii) The initiative of the Patrol Captain.
 - (iii) Effecting the rescue(s).
 - (iv) Effective utilisation of patrol equipment.
 - (v) Effective use of communications and signals.
 - (vi) Correct assessment and treatment of patients.
 - (vii) Use of logbooks.

Note 1: When developing a scenario for the Patrol Competition the Referee shall consider the tidal range and the potential for changing beach and water conditions over the period from when the first and final teams undertake their scenario task.

Note 2: Consistent with Section 2.12 of this Manual (Setting of Competition Courses), the Referee shall also prepare for and adjust courses, as required, during competition to ensure, as far as possible, fairness for all teams. This includes the placement of provided patrol equipment on the beach, location of rescue scenarios, expected positioning for first aid scenarios etc., so that all are approximately the same distance from the water for each team and/or take a similar time to complete.

Note 3: Competitors must also be aware of, and accept the “Luck of Prevailing Conditions” clauses detailed in Section 2.30 of this Manual

Note 4: Protests regarding course conditions for the scenario section are only permitted before competitors enter isolation.

- (c) All assessments shall be made from the current Public Safety and Aquatic Rescue Manual.
- (d) Scoring shall be weighted (this may be done by a spread weighting from a total of 360 points for the Open Team and 240 points for the U17 Team for the individual parts of the scenario section. These points shall be totalled and divided by the number of team members to give a score out of 60).
- (e) The points to be allocated to this Section total 60 points maximum.
- (f) When entering the designated area for the scenario task, team members shall be wearing their patrol uniform and competition cap and shall carry their First Aid Kit, Air Bag Oxygen Resuscitation unit, one Automated External Defibrillator (AED) Trainer and Open teams will

include a minimum of two PDFs to suite IRB Driver and IRB Crewperson to be used during the Open scenario task. Each team member has the option of wearing one bum bag. No other gear or equipment can be carried by team members.

Note 1: The kit “bum” bag can only house the following items: Gloves (two pairs only), whistle, blank notepad, pen, pocket mask, roller bandage (one only) and triangular bandage (one only). Items that can be included in each bum bag are exclusive from the items contained in the First Aid Kit.

Note 2: First Aid Kits must meet the first aid kit requirements as set out in Appendix D.

- (g) Teams will have their equipment checked by an official prior to entering this component of the event.
- (h) Teams will be provided with Patrol Log and Incident Report Form and any other equipment required for the scenario shall be made available by the organisers e.g., rescue equipment, stiff neck collars, signage, etc.
- (i) Prior to the commencement of the scenario section all teams shall go into isolation and shall be marshalled from the isolation area for the scenario task assessment. The Referee has the discretion to either have the teams that have completed the scenario section, either to return to the isolation area or be permitted to observe any remaining teams completing the section.
- (j) The Referee also has the discretion to manage isolation rules in relation to competitors competing in other events. Priority needs to be given to ensuring that isolation protocols are strongly adhered to that will enable effective and fair conduct of the Champion Patrol event. Competitors should be aware of these requirements when entering the Champion Patrol event.

3.5.13 Tied Scores

- (a) In the event of equal points at the completion of the competition, the winner shall be decided by a count back system in the following order:
 - Scenario task
 - Resuscitation task
 - Board/Tube Rescue Relay Race
 - Surf Teams Race
 - Theory
- (b) If a winner cannot be determined by count back then a dead heat will be declared as provided in Section 2 of this Manual.

3.6 CHAMPION FIRST AID

3.6.1 General Conditions

- (a) Members competing in U15 Champion First Aid events are required to hold, as a minimum, a current proficient SLSA Surf Rescue Certificate and to have fulfilled all other requirements such as patrol hours etc. as detailed in this Manual and appropriate SLSA policies, bulletins and circulars.

Note 1: U13 aged competitors who turn 13 during a season and gain a proficient SLSA Surf Rescue Certificate are permitted to participate in U15 Champion First Aid events.

Note 2: It is strongly recommended, but not mandatory, for members of teams in the U15 Champion First Aid event to undertake the SLSA Provide First Aid course (or equivalent).

- (b) Members competing in U17 to Open age group Champion First Aid events are required to hold as a minimum, a current proficient SLSA Bronze Medallion and/or a current proficient SLSA Provide First Aid Certificate (or equivalent). In addition, all competitors must have fulfilled all other requirements such as patrol hours etc. as detailed in this Manual and appropriate SLSA policies, bulletins, and circulars.

- (c) Competitors are not permitted to bring any form of communication devices into the “isolation area”.

Note: Competitors are permitted to wear a watch of a non-electronic communication kind.

3.6.2 Aim

- (a) The Champion First Aid competition is a team event designed to promote and to demonstrate a high standard of first aid prowess by SLSA members.

Note: Where Manuals or other documents are referenced for the conduct of this event the written word takes precedence over any photographs or diagrams. In addition, when words, photographs or diagrams are “silent” on a process, competitors shall not be penalised for their methodology in completing required actions.

3.6.3 Nature of First Aid Competition

- (a) Each Champion First Aid event shall be held with a set simulated accident scenario and a set time limit for each team in the event. The time limit shall be advised to teams prior to the commencement of the event.

Note: The event scenario in Championship competition shall be judged over the following time periods:

- Open and U19 12 minutes
- U17 8 minutes
- U15 8 minutes

- (b) The First Aid standard and treatments for U15 to Open teams will come from the current SLSA First Aid Manual, along with any updates and will be relevant to chapters required for competitors to be able to enter this event.
- (c) The rates of resuscitation will be as per the current edition of the SLSA Public Safety and Aquatic Rescue Manual.
- (d) Less sophisticated competition described in the current First Aid Manual is conducted for the U15 and below age categories.
- (e) The scenario, including props to specifications etc., shall be arranged by the Sectional Referee or their appointee. The organising group shall arrange the casualties or specify if clubs are to provide the casualties.
- (f) Every effort shall be made to achieve realism with the scenario and in the presentation of casualties and to also give the competitors the correct atmosphere by using casualty make-up, acting and staging. As far as possible the injuries will be similar to those an SLSA Club First Aid member may be called upon to treat using the resources of the First Aid Room. Scenario examples may include but are not limited to spearing with a beach umbrella, surf boat overturning, heart attack on the beach, falls down rock walls, or over fences, etc. Each team in the competition will be judged on the same scenario.
- (g) Teams will be required to examine the casualty(s), make their diagnosis, and then treat the casualty(s) using the materials provided and/or their first aid kit.
- (h) First aid kits shall be supplied by the team (refer Appendix D for a list of the contents).
- (i) Each competitor may also take their own kit (bum) bag into the competition arena. Kit bags shall contain a maximum of 20 items. Contents of the kit bag are to be comprised solely of items coming from the First Aid kit. Two pairs of gloves and up to six safety pins will be the only multiple items considered as single items in a kit. A notebook with pens and/or pencils may be carried in the competitor’s pocket and shall not be counted as part of the kit items. The Referee shall advise whether the gloves may be worn into the competition arena, but it is mandatory that gloves are worn when undertaking treatments.

Note 1: First aid kits and personal kit bags shall be made available for inspection as advised by the Referee.

Note 2: A team shall not be permitted to start the scenario if the equipment does not meet the requirements laid down for this event.

Note 3: First Aid kits with removable trays may be split during competition and must remain uncontaminated at all times.

3.6.4 Composition of Teams

- (a) Each first aid team shall be comprised of two members from the same club.

3.6.5 Competitors' Dress

- (a) Rule 2.5 of General Competition Conditions shall apply to the dress of competitors in first aid events, except for the following provisos:
 - (i) No item worn by a competitor is permitted to be used to treat a casualty.
 - (ii) The wearing of footwear is optional.
 - (iii) Shorts and shirts may be worn provided such clothing does not impede the judging for the event. This also includes protective clothing if worn. A peaked cap may be worn under or over the top of the fastened club cap.

3.6.6 Competition in other Events

- (a) If a team member, who is in isolation, has to compete in another event, that competitor will be accompanied by an appointed official who will wait while the event is completed and then will return to the isolation area with the competitor.

3.6.7 Judging of the Competition

- (a) Judging at the competition shall be affected by utilising marking sheets which are related to the following five sections of the scenario:
 - (i) Approach to casualty.
 - (ii) Examination of casualty and diagnosis of injuries.
 - (iii) Specific points for all treatments.
 - (iv) Disposal of casualty.
 - (v) Management of the incident.
- (b) The marks allotted to the various sections may be varied for each different scenario.
- (c) The percentage total for the five sections must equal 100% (the overall mark). For a competition there is flexibility permitted, provided that each section does not exceed the following percentages of the overall mark which must total 100%:
 - (i) 5% - Approach to casualty.
 - (ii) 30% – Examination of casualty and diagnosis of injury.
 - (iii) 60% – Specific points for all treatments.
 - (iv) 10% – Disposal of casualty.
 - (v) 10% – Management of the incident.
- (d) Placings shall be determined by the aggregation of points.
- (e) In the event of equal points at the completion of the competition, the winner shall be decided by a count back system using Clause 3.6.7 (c) and the order for the count back shall be sub-clause (iii), (ii), (iv), (v) and (i).
- (f) If a winner cannot be determined by count back then a dead heat will be declared as provided in Section 2 of this Manual.

3.6.8 Competition Administration and Officials Control

- (a) The event may be held as a separate event or as part of a broader competition and as such will come under the overall control of the Referee/Sectional Referee.

3.6.9 Sectional Referee

- (a) The immediate control of the competition should be allocated to a Sectional Referee who has knowledge of both SLSA competition and First Aid.
- (b) The relevant SLSA authority conducting the event shall appoint currently accredited SLSA competition officials and/or other suitably qualified persons to conduct the event. Appointment of officials should be based on First Aid knowledge. Further, other SLSA members may be used to assist or be involved in the tasks e.g., casualties.
- (c) The Sectional Referee shall be responsible for the planning, preparation, distribution, and organisation of all matters relative to the scenarios and tasks.
- (d) The Sectional Referee prior to the competition shall:
 - (i) Ensure that the appropriate SLSA authority has approved the rules for the competition.
 - (ii) Ensure that the competition area including the competitors' isolation area is organised.
 - (iii) Ensure no conflict takes place with any SLSA Manual.
 - (iv) Arrange for any locations or special equipment or props required for the event.
 - (v) Arrange for the scrutineering of First Aid equipment supplied by teams for use in competition.
 - (vi) Arrange for staging of the scenario and for any special equipment or personnel required.
 - (vii) Ensure casualties are fully briefed.
 - (viii) Ensure that the appropriate marking sheets are prepared.
- (e) Competitors must remain within the competition area for the duration of the scenario and will not be permitted to leave for the retrieval of their personal equipment which includes first aid kits, personal kit bags, notebook, pens/pencils, blanket and splints, or other approved personal equipment for use in the scenario.

Note: Where competitors request bystanders placed within the scenario area to assist and the bystander is required to leave the area to collect items that are part of the scenario but placed outside of the scenario area, the bystander must be asked to confirm whether or not they will return, and a nominal "One Minute Time Delay" will be applied before the bystander is to re-enter the scenario area with the item(s).
- (f) At the conclusion of the competition the Sectional Referee may debrief/comment on the performance of teams.

3.6.10 The Judges

- (a) Judges should have a comprehensive knowledge of the rules governing the competition based on current SLSA First Aid practices and Manuals on which the competition is based.
- (b) Sufficient judges should be appointed to adequately cover judging and administration of the event.
- (c) Once competitors have been placed into isolation, judges must not retain any form of communication devices on their person within the competition area other than approved competition communication equipment. Apart from the Referee, Sectional Referee, Area Liaison Officer, and Isolation Judges, officials will not be permitted to enter the isolation area for the duration of the competition. Judges should not communicate with competitors or spectators about the specifics of the scenario from commencement of the isolation period until completion of competition.

Note: The Sectional Referee may give special exemption to these requirements.

3.6.11 The Marshall

- (a) The Marshall shall:
 - (i) Ensure that entry conditions are not breached and that any infringements are reported to the Sectional Referee.
 - (ii) Escort each team from the isolation area to the competition area by the route indicated by the Sectional Referee.

3.6.12 The Isolation Judge

- (a) The Isolation Judge shall:
 - (i) Ensure teams are restricted to the isolation area prior to them being escorted to the competition arena.
 - (ii) Ensure that no communication takes place between the team and any unauthorised person during isolation.
 - (iii) Ensure that the isolation conditions of the competition are not violated and immediately report any infringement to the Sectional Referee.
 - (iv) Ensure that competitors do not bring any form of communication devices into the isolation area.

Note: Competitors are permitted to wear a watch of a non-electronic communication kind.

3.6.13 Casualties

- (a) One or more people may be required to act as casualties or act out a given role for the event and they must follow the instructions of the Sectional Referee and carry out the same procedure for each competing team.

Note: Casualties must not retain any form of communication devices on their person within the competition area.

3.6.14 Bystanders

- (a) SLSA members may be required to act as bystanders to assist in the scenario. They must follow the instructions of the Sectional Referee and carry out the same procedure for each competing team.

Note: Bystanders must not retain any form of communication devices on their person within the competition area.

3.6.15 Competition Area

- (a) The competition area will be defined by the Referee.
- (b) The area will be roped off and sign posted to keep spectators clear and to avoid any confusion regarding the equipment and staging required. A First Aid post (tent) may be set up on the beach for the event.

3.6.16 Presentation, Diagnosis and Treatment of Casualties

- (a) The injuries or disabilities from which a casualty is suffering will be depicted as accurately as possible by casualty simulation.
- (b) Each team may check their first aid kit and personal equipment prior to leaving the isolation area.
- (c) One whistle blast will signal the start of the event for the team. Teams will be advised two minutes prior to finish time with a single whistle blast and a verbal announcement “two minutes to go” and subsequently, two blasts of the whistle will signal the finish of the scenario.
- (d) Competitors will be required to manage the situations, examine the casualties, diagnose the nature of the injuries and disabilities and carry out necessary treatment in priority order as dictated by the scenario.

3.6.17 Release of Competitors

- (a) When a team has completed its scenario, the team may be released.

3.6.18 Results

- (a) At the end of the scenario the judge(s) shall hand their marking sheet to the Recording Judge. The Recording Judge(s) must immediately check that every item has, in fact, been marked and any alterations have been initialled by the judge(s) before they leave the area.
- (b) The result shall then be determined.
- (c) The Sectional Referee shall check results and if correct arrange for placing results to be advised.

Note 1: Where three judges have been allocated to a casualty, the middle score shall be selected.

Note 2: Prior to the announcement of placings, a 15 minute timeframe shall be made available to 1 member from each competing club, to view their competitor score sheets.

APPENDIX B

CHAMPION LIFESAVER PRACTICAL RESUSCITATION

The ‘Patient’ for this Section has been determined as an adult.

Maximum Points Deduction:

For both sections of the Champion Lifesaver practical resuscitation:

- Section A – Live Patient Assessment including Lateral Position
- Section B – Assessment of 1 person C.P.R. on a Manikin
- The maximum deduction for each Section shall be 20 points.

Note: No competitor can earn less than 0 points in Section A or Section B in the practical resuscitation component of the event.

Points Deductions:

A maximum of twenty (20) points will be allocated to this Section with team deductions as follows:

Major Faults:

Major Faults (on competition marking sheet indicated with a circle for judges to mark)

For each Major Fault, 4.0 Points to be taken off the total 20 points in the relevant section being judged.

Note 1: Judges are not to confer on any Major Faults. All judges need to have independently recorded the same Major Fault for it to be accepted.

Note 2: If both a Major and a Minor Fault is recorded by separate judges, then that will result with a Minor Fault being recorded.

Minor Faults:

Minor Faults (on competition marking sheet indicated with a square for judges to mark)

For each Minor Fault 0.5 Point to be taken off the total 20 points in the relevant section being judged

Note: Judges are not to confer on any Minor Faults.

Note 2: If both a major and a minor fault is given by judges, then a minor fault only will be allocated.

Section A Points Calculation – Live Patient Assessment including Lateral Position

Number Major Faults		X 4.0 points each	=
Number Minor Faults		X 0.5 points each	=
TOTAL POINTS DEDUCTION			=
20 POINTS MINUS TOTAL POINTS DEDUCTION			= /20

Section B Points Calculation – Assessment 1 person C.P.R. on a Manikin

Number Major Faults		X 4.0 points each	=
Number Minor Faults		X 0.5 points each	=
Timing Deductions: 4, 3, 2, 1 or Nil points			=
TOTAL POINTS DEDUCTION			=
20 POINTS MINUS TOTAL POINTS DEDUCTION			= /20
TOTAL SCORE OUT OF 40 POINTS FOR SECTION A PLUS SECTION B			= /40

SECTION A JUDGE’S MARKING SHEET

Live Patient Assessment Including Lateral Position

Command Given:

“A patient is found lying on the ground motionless, please assess the situation and declare patient assessment. Further instructions will be given at each stage of the segments”

Failure to assess for danger to self, bystanders or patient, and remove danger if necessary....

Incorrect assessment of above.....

If asked by competitor “is there any danger” – respond appropriately

Failure to “Squeeze shoulders, shout and ask simple commands”

Incorrect assessment of above.....

Command Given:

“Patient is not responsive, not moving and is unconscious”

Failure to request a “send” for assistance

Failure to check airway.....

Incorrect method of checking airway

Command Given:

“Foreign body and fluids are visible”

Failure to roll patient on to side.....

Incorrect method of rolling patient on side.....

Failure to place head in backward head tilt, apply jaw support correctly and open mouth with head turned slightly downwards.....

Incorrect assessment of above.....

Failure to assess patient’s airway and simulate inspection and cleaning of the mouth.....

Not looking inside mouth after simulating the cleaning out with fingers

Having visibly sandy or dirty fingers when cleaning the mouth

Failure to assess patient’s breathing

Not placing ear over nose, cheek over mouth to assess for breathing

Not correctly observing/feeling chest and abdomen for movement.....

Command given:

“Patient is not responsive and is not breathing normally”

Not declaring that “Patient is not responsive and is not breathing normally”

- Failure to roll patient on back
- Failure to attempt to obtain an open airway.....
- Failure to give 2 rescue breaths
- Incorrect method of delivering 2 rescue breaths
- Failure to achieve head tilt.....
- Occasional incorrect head tilt
- Not observing chest movement between breaths
- Failure to correctly position compressing hand on the sternum for effective E.C.C.....

Note: No pressure is to be applied to patient’s chest

After hand positions are assessed, command given: -

“Patient is now breathing normally”

- Not declaring that “Patient is now breathing normally”
- Failure to place patient into lateral (recovery) position
- Failure to maintain an open airway after securing the patient in the lateral position.....
- Incorrect patient roll
- Incorrect placement of knee/leg in lateral position (each occasion)
- Incorrect position of patient’s arms (both) in lateral position
- Not pointing the head slightly downward for drainage from mouth.....
- Not monitoring the patient.....
- Rough handling of patient.....
- Other deductions (specify)

Command given: “Operator halt”

Note 1: Judges to complete/finalise markings for the live patient assessment – Section A.

Note 2: Judges are not to confer on any observed faults. All judges need to have independently recorded the same major deduction for it to be accepted.

Note 3: If both a major and a minor fault is given by judges, then a minor fault only will be recorded.

Competitor to prepare manikin for Section B

Total Number Major Faults		Total Number Minor Faults	
----------------------------------	--	----------------------------------	--

SECTION B JUDGE'S MARKING SHEET

Assessment of 1 person C.P.R. on a manikin

Command given: -

“The patient has been assessed as not responsive, not moving and is unconscious. The patient is not breathing normally after 2 initial rescue breaths have been delivered”.

Command given: – “Operator ready”

Failure to immediately attempt to take up hand position for E.C.C.

Occasional incorrect position of the compressing hand on the sternum for E.C.C.....

Totally incorrect position of compressing hand on the sternum for E.C.C.....

Note: Upon hand position being located for E.C.C.

Command given: “Operator commence”

Note: timing for 5 complete cycles, beginning with E.C.C., to commence on this command

Failure to begin C.P.R. commencing with E.C.C.

Failure to attempt rescue breathing

Failure to maintain backward head tilt during rescue breathing

Occasional failure to maintain backward head tilt during rescue breathing.....

Failure to consistently achieve a seal during inflations.....

Failure to consistently achieve correct chest inflation during rescue breathing

Failure to consistently achieve sufficient chest depth during E.C.C.....

Failure to consistently achieve correct hand position for E.C.C.....

Occasional incorrect hand positions for E.C.C.....

Occasional incorrect pressure for E.C.C.

Not maintaining a consistent rate during C.P.R.....

Not counting E.C.C compressions aloud (The E.C.C. count shall be given aloud commencing with “1” then “5, 10, 15, 20, 25, 26, 27, 28, 29, 30”, or “1 to 30” or any other variation starting with “1 and ending with 30”.).....

Not Maintaining Correct Ratio of 30:2

Incorrect rescue breathing technique

Occasional incorrect mouth seal during rescue breathing

Occasional over/under inflation of lungs.....

Not observing rise and fall of chest during rescue breathing

Rough handling of patient.....

Other deductions (specify).....

Note: Assessor to time competitor over 5 complete cycles

Command given at the completion of the 5th cycle

“Operator halt. The patient is now breathing normally”

Not declaring assessment that “Patient is now breathing normally”

Record of timing for 5 complete cycles

Record time taken for competitor to complete 5 full cycles – 30 compression / 2 rescue breaths = 1 cycle.

Note: Timing to start on first compression and timing to stop at the completion of the 2nd rescue breath on the 5th cycle

5 cycles completed in.....

Deductions:

Assessor to tick the appropriate timing deduction

- Slower than 2:05.00..... 4 point deduction
- 2:03.00 – 2:04.99 2 point deductions
- 2:01.00 – 2:02.99 1 point deduction
- 1:55.00 – 2:00.99 Nil deduction
- 1:53.00 – 1:54.99 1 point deduction
- 1:51.00 – 1:52.99 2 point deduction
- 1:50:00 – 1:50.99 3 point deduction
- Faster than 1:50.00..... 4 point deduction

Note 1: Judges to complete marking C.P.R. on manikin assessment.

Note 2: Judges are not to confer on any observed faults. All judges need to have independently recorded the same major deduction for it to be accepted.

Note 3: If both a major and a minor fault is given by judges, then a minor fault only will be recorded.

Total Number Major Faults		Total Number Minor Faults	
Timing Deductions			
Signature of Assessor			

APPENDIX C

CHAMPION PATROL PRACTICAL RESUSCITATION

The “Patient” for this Section has been determined as an adult.

Team positions:

Open team members will draw for the positions of 1, 2, 3, 4, 5 and 6.

Under 17 team members will draw for positions 1, 2, 3 and 4.

As per the rules of the event, competitors in this Section will assume different roles relevant to their draw.

Points Deductions:

A maximum of twenty (20) points will be allocated to this Section with team deductions as follows:

Major Faults:

Major Faults (on competition marking sheet indicated with a circle for judges to mark)

For each Major Fault, 4.0 Points to be taken off the total 20 points in the relevant section being judged.

Note 1: Judges are not to confer on any Major Faults. All judges need to have independently recorded the same Major Fault for it to be accepted.

Note 2: If both a Major and a Minor Fault is recorded by separate judges, then that will result with a Minor Fault being recorded.

Minor Faults:

Minor Faults (on competition marking sheet indicated with a square for judges to mark)

For each Minor Fault 0.5 Point to be taken off the total 20 points in the relevant section being judged

Note: Judges are not to confer on any Minor Faults.

Note 2: If both a major and a minor fault is given by judges, then a minor fault only will be allocated.

Score

Number Major Faults		X 4.0 points each		=
Number Minor Faults		X 0.5 points each		=
Timing Deductions	(A)=	(B)=	(C)=	=
20 POINTS MINUS TOTAL POINTS DEDUCTION				= /20

Note: No teams can earn less than 0 points in the practical resuscitation Section of the event.

JUDGE'S MARKING SHEET

Under 17 teams 2 person assessment of live patient – including Lateral position by No. and No.2.

Open teams 2 person assessment of live patient – including Lateral position by No. 5 and No. 6.

First roles on the manikin will be:

- No.1 – 1 person C.P.R.,
- No.2 – 2 person C.P.R. as the E.C.C. operator,
- No.3 – Preparing A.E.D. unit and introduces A.E.D. pads in last cycle of 2 person C.P.R.
- No.4 – preparing oxygen equipment and introduces mask in 2 person C.P.R.
- No.5 – Live Patient Assessment 1 person C.P.R. *
- No.6 – Live Patient Assessment 2 person C.P.R., E.C.C. operator. *

*** Note:** The U17 event is a four-person event and team members No.1 and No.2 undertake the live Patient Assessment. For the below marking sheet substitute U17 team member No. 1 for No.5 and No.2 for No.6.

Command given:

“A patient is found lying on the ground motionless, please assess the situation and declare patient assessment. Further instructions will be given at each stage of the segment”

Failure by No.5 (No.1 for U17) and No.6 (No.2 for U17) to assess for danger to themselves, bystanders or patient, and remove danger if necessary

Incorrect assessment of above

If asked by competitor “Is there any danger” – respond appropriately

Failure of No.5 to “Squeeze shoulders, shout and ask simple commands”

Incorrect assessment of above

Command given:

“Patient is not responsive, not moving and is unconscious”

Failure of No.5 to request a “send” for assistance

Failure of No.5 to check airway

Incorrect method of No.5 checking airway

Command Given:

“Foreign body and fluids are visible”

Failure to roll patient on to side position

Incorrect method of rolling patient onto side

Failure of No.5 to place head in backward head tilt

Inconsistent backward head tilt

Incorrect method of No.5 opening mouth correctly

- Head not pointed down slightly
- Failure of No.6 to simulate inspection and cleaning of mouth
- No.6 not looking inside mouth after simulating the cleaning out with fingers.....
- No.6 having visibly sandy or dirty fingers when cleaning the mouth
- Failure of No.5 to assess patient’s breathing.....
- Incorrect method of No.5 assessing for breathing – not placing ear over nose, cheek over mouth.....
- No.6 not correctly observing/feeling chest and abdomen for movement

Command given:

“Patient is not responsive and is not breathing normally”

- No.5 not declaring that “Patient is not responsive and is not breathing normally”
- Failure to roll patient on back
- Failure of No.5 to attempt to obtain an open airway
- Failure of No.5 to give 2 rescue breaths.....
- Incorrect method of delivering 2 rescue breaths
- Failure to achieve head tilt.....
- Occasional incorrect head tilt
- Not observing chest movement between breaths
- Failure of No.6 to immediately attempt to take up hand positions for E.C.C.
- No.6 not attempting to locate position of compressing hand on the sternum for E.C.C.....
- Totally incorrect position of compressing hand on the sternum for effective E.C.C.

Note: No pressure to be applied to patient’s chest

After hand positions are assessed

Command given:

“Patient is responsive and is now breathing normally”

- No.5 not declaring that “Patient is responsive and is now breathing normally”
- Failure to place patient into lateral (recovery) position
- Failure of No.5 to maintain an open airway after securing patient in the lateral position.....
- Incorrect patient roll

- Incorrect placement of knee/leg in lateral position (each) by No.6.....
- Incorrect position of patient’s arms (each) in lateral position by No.6.....
- No.5 not positioning head slightly downward for drainage from mouth
- No.5 and No.6 not monitoring the patient.....
- Rough handling of patient.....
- Other deductions (specify).....

Command given: “Operators halt”

Competitors to prepare manikin for Section B

One person C.P.R. assessment on a manikin by number 1

Command given:

“The patient has been assessed as not responsive, not moving and is unconscious. The patient is not breathing normally after 2 initial rescue breaths have been delivered”.

Command given: “Operator ready”

Failure to immediately attempt to take up hand position for E.C.C.

Occasional incorrect position of compression hand on the sternum for E.C.C.

Totally incorrect position of compressing hand on the sternum for E.C.C.....

Note: Upon hand position being located for E.C.C. by No. 1

Command given: “Operator commence”

Note: timing for 5 complete cycles, beginning with E.C.C., to commence on this command

Failure to begin C.P.R. commencing with E.C.C.

Failure to attempt rescue breathing

Failure to maintain backward head tilt during rescue breathing

Occasional failure to maintain backward head tilt during rescue breathing.....

Failure to consistently seal the nose during inflations.....

Failure to consistently achieve correct chest inflation during rescue breathing

Failure to consistently achieve sufficient chest depth during E.C.C.....

Failure to consistently achieve correct hand position for E.C.C.....

Occasional incorrect hand position for E.C.C.

Occasional incorrect pressure for E.C.C.

Not maintaining a consistent rate during C.P.R.....

Section 3 – Lifesaving Events

- Not counting E.C.C compressions aloud (The ECC count shall be given aloud commencing with “1” then “5, 10, 15, 20, 25, 26, 27, 28, 29, 30”, or “1 to 30” or any other variation starting with “1 and ending with 30”.).....
- Not Maintaining Correct Ratio of 30:2.....
- Incorrect rescue breathing technique
- Occasional incorrect mouth seal during rescue breathing
- Occasional over/under inflation of lungs.....
- Not observing the rise and fall of chest during rescue breathing
- Rough handling of patient.....

Record of timing for 5 complete cycles – 1 person C.P.R.

Note: Timing to start on first compression and timing to stop at the completion of the 2nd rescue breath on the 5th cycle

5 cycles completed in:

Timing (A) Assessor to tick the appropriate timing deduction

- | | | |
|--------------------------|-------------------|--------------------------|
| Slower than 2:05.00..... | 4 point deduction | <input type="checkbox"/> |
| 2:03.00 – 2:04.99 | 2 point deduction | <input type="checkbox"/> |
| 2:01.00 – 2:02.99 | 1 point deduction | <input type="checkbox"/> |
| 1:55.00 – 2:00.99 | Nil deduction | <input type="checkbox"/> |
| 1:53.00 – 1:54.99 | 1 point deduction | <input type="checkbox"/> |
| 1:51.00 – 1:52.99 | 2 point deduction | <input type="checkbox"/> |
| 1:50.00 – 1:50.99 | 3 point deduction | <input type="checkbox"/> |
| Faster than 1:50.00..... | 4 point deduction | <input type="checkbox"/> |

Note: Immediately at the conclusion of the 1 person C.P.R. (5 cycles)– 2 person C.P.R. shall commence without a break

- Failure of No.2 to inform No.1 of rotation from one to 2 person C.P.R.
- Failure of team to maintain timing and rhythm when transferring from 1 person to 2 person C.P.R.
- Failure of No.2 to consistently achieve correct hand position for E.C.C.
- Failure to consistently achieve sufficient chest depth during E.C.C.
- Failure to begin C.P.R. cycle commencing with E.C.C.....
- Not attempting rescue breathing.....
- Failure of No.1 to maintain backward head tilt.....
- Not attempting to seal the nose during inflations by No.1

- Consistent failure by No. 1 to achieve correct chest inflation during rescue breathing.....
- Failure by No.4 to prepare oxygen equipment while 2 person C.P.R. is being performed.....
- Failure of No.4 to introduce the mask at some point while 2 person C.P.R. is being performed.....
- No.2 Occasional incorrect hand position for E.C.C.
- No.2 Occasional incorrect pressure during E.C.C.....
- Not maintaining a consistent rate during C.P.R.....
- Not counting E.C.C compressions aloud (The ECC count shall be given aloud commencing with "1" then "5, 10, 15, 20, 25, 26, 27, 28, 29, 30", or "1 to 30" or any other variation starting with "1 and ending with 30".).....
- Incorrect rescue breathing technique by No. 1
- Incorrect jaw thrust position for rescue breathing by No. 1.....
- Occasional incorrect mouth seal during rescue breathing by No. 1
- Occasional over/under inflation of lungs by No. 1
- No.1 not watching for rise and fall of chest during rescue breathing.....
- The Automated external Defibrillator (A.E.D.) unit shall be introduced without a break to the 2 person C.P.R. The pads to be applied before the completion of the 5th cycle**
- Note: A.E.D. Training Unit will remain TURNED OFF throughout these sections.**
- Failure of Nos. 1 and 2 to continue the 2 person C.P.R. while the A.E.D. unit is introduced.....
- Failure of No.3 to announce qualifications and that the A.E.D. unit is on the beach.....
- Failure of No.3 to check A.E.D. unit correctly
 - Simulate turning on A.E.D. unit
 - Apply Pads one at a time
 - Check Pads are connected to A.E.D. unit
- Failure of No. 3 to apply Electrode Pads to patient correctly by end of 5th cycle
- Failure by No.4 to perform the following:
 - Switch on oxygen correctly
 - Check contents gauge
 - Check air bag recoil
 - Check patient valve working.....
 - Check leaks in air reservoir bag.....
 - Check patient expired air valve working

- Assemble correctly to compress air bag after reservoir bag filled first time with oxygen (to ‘purge’).....
- Rough handling of patient.....

Record of timing for 5 complete cycles – 2 person C.P.R.

Note: timing to start on first compression and timing to stop at the completion of the 2nd rescue breath on the 5th cycle

5 cycles completed in:.....

Timing (B) Assessor to tick the appropriate timing deduction

- | | | |
|--------------------------|-------------------|--------------------------|
| Slower than 2:05.00..... | 4 point deduction | <input type="checkbox"/> |
| 2:03.00 – 2:04.99 | 2 point deduction | <input type="checkbox"/> |
| 2:01.00 – 2:02.99 | 1 point deduction | <input type="checkbox"/> |
| 1:55.00 – 2:00.99 | Nil deduction | <input type="checkbox"/> |
| 1:53.00 – 1:54.99 | 1 point deduction | <input type="checkbox"/> |
| 1:51.00 – 1:52.99 | 2 point deduction | <input type="checkbox"/> |
| 1:50.00 – 1:50.99 | 3 point deduction | <input type="checkbox"/> |
| Faster than 1:50.00..... | 4 point deduction | <input type="checkbox"/> |

Note: Immediately at the conclusion of the 2 person C.P.R. (5 cycles) – 2 person C.P.R. using the A.E.D. and oxygen equipment shall commence without a break

Failure by No.4 to have oxygen equipment ready prior to first cycle of 2 person C.P.R. using oxygen equipment

Failure by No.4 to fully inform No.2 and No. 1 of qualifications to operate oxygen equipment, that the equipment is ready for the rotation to 2 person C.P.R. with oxygen.....

Failure of team to reasonably maintain timing and rhythm when transferring positions for 2 person C.P.R. with oxygen equipment.....

Note: The A.E.D. unit will analyse the patient on the commencement of the 1st cycle after rotation between 2 person C.P.R. and 4 person C.P.R. It is to be assumed that the analysis results in defibrillation being required.

Failure of No. 3 to announce: “Analysing, Stand Clear”.....

Failure of No. 3 to announce: “Shock Required”

Note: After No.3 announces that a shock is required, Nos. 1, 2 and 4 are to remove the oxygen equipment and stand clear while the patient is defibrillated.

Failure of Nos. 1, 2 and 4 to remove oxygen equipment and stand clear while the patient is defibrillated.....

Failure of No.3 to check that conditions are safe for a defibrillation procedure

Failure of No. 3 to deliver shock

Failure of No. 3 to declare it is safe to touch patient and continue C.P.R. with oxygen

Command given: “Operator ready”

Failure of No. 4 to immediately attempt to take up hand position for E.C.C.

Totally incorrect position of No. 4 compressing hand on the sternum for E.C.C.

Note: Upon hand position being located for E.C.C. by No. 4

Command given: “Operator commence”

Note: timing for 5 complete cycles, beginning with E.C.C., to commence on this command

Failure to begin C.P.R. commencing with E.C.C.

Failure No.4 to consistently achieve correct hand position for E.C.C.

Failure to consistently achieve sufficient chest depth during E.C.C.

Failure to attempt rescue breathing using oxygen equipment

Failure of No. 1 to maintain backwards head tilt.

Failure of No. 1 to achieve jaw thrust to perform efficient mouth to mask resuscitation.

Consistent failure by team to achieve correct chest inflation during rescue breathing using oxygen equipment.

No.4 Occasional incorrect hand positions for E.C.C.

No.4 Occasional incorrect pressure during E.C.C.

Not maintaining a consistent rate during C.P.R.

Not counting E.C.C compressions aloud (The E.C.C. count shall be given aloud commencing with “1” then “5, 10, 15, 20, 25, 26, 27, 28, 29, 30”, or “1 to 30” or any other variation starting with “1 and ending with 30”.)

Incorrect rescue breathing technique by No.2 using oxygen equipment

Incorrect jaw thrust grip for rescue breathing using oxygen equipment by No. 1

Occasional incorrect airbag/mask seal during rescue breathing by No. 1

Occasional over/under inflation of lungs by No.2

No.2 not observing the rise and fall of chest during rescue breathing

Rough handling of patient.

Other deductions (specify)

Command given After 5 cycles: “Operators Halt, the patient is now breathing normally”

No.4 not declaring assessment that “Patient is now breathing normally”

Record of timing for 5 complete cycles – 2 person C.P.R.

Note: Timing to start on first compression and timing to stop at the completion of the 2nd rescue breath on the 5th cycle

5 cycles completed in:

Deductions:

Timing (B) Assessor to tick the appropriate timing deduction

- Slower than 2:05.00..... 4 point deduction
- 2:03.00 – 2:04.99 2 point deduction
- 2:01.00 – 2:02.99 1 point deduction
- 1:55.00 – 2:00.99 Nil deduction
- 1:53.00 – 1:54.99 1 point deduction
- 1:51.00 – 1:52.99 2 point deduction
- 1:50.00 – 1:50.99 3 point deduction
- Faster than 1:50.00..... 4 point deduction

Note 1: Judges to finalise total deductions for the practical resuscitation.

Note 2: Judges are not to confer on any observed faults. All judges need to have independently recorded the same major deduction for it to be accepted.

Note 3: If both a major and a minor fault is given by judges, then a minor fault only will be allocated.

Number Major Faults		Number Minor Faults	
Timing Deductions	(A)=	(B)=	(C)=
Signature of Assessor			

APPENDIX D

CONTENTS FIRST AID KIT

The first aid kit shall contain as a maximum:

Item No	Maximum Size	Maximum Quantity	Item Description
1	n/a	10	Antiseptic wipes (not alcohol)
2	n/a	2	Disposable dressing trays
3	30ml	4	Sachets/steri-tubes antiseptic solution
4	15ml	6	Sachets/steri-tubes normal saline
5	n/a	50	Band-Aids
6	2.5cm	2	Conforming bandages
7	5cm	2	Conforming bandages
8	7.5cm	2	Conforming bandages
9	10cm	6	Crepe bandages
10	20cm x 20cm	6	Combine dressings
11	10cm x 10cm	8	Non-adherent sterile dressings
12	Standard	2	Cold packs
13	110cm	8	Triangular bandages
14	500mm	12	Safety pins
15	n/a	2	Padded splints (1 x arm and 1 x leg)
16	Single bed	1	Emergency rescue/space blanket
17	Single bed	1	Woollen/material type blanket
18	30cm x 40cm	6	Plastic bags
19	n/a	1 litre	Bags or plastic bottles of saline
20	20cm	1	Kidney dish
21	10cm	20	Gauze squares
22	7.5cm	1 roll	Adhesive tape/sticking plaster
23	2.5cm	1 roll	Paper/micro porous tape
24	Standard	2	Notebooks
25	n/a	3	Pens or pencils
26	n/a	10 pairs	Rubber gloves
27	18cm	2 pairs	Scissors – stainless steel
28	n/a	2	Pocket resuscitation masks
29	Standard	2	Bum bags
30	Standard	1	First aid kit/container clearly identified as a first aid kit

Note 1: Items with expiry dates prior to competition date may be used, but they must be clearly marked – “For Competition Use Only”. **Note 2:** “Size” and “Quantity” are estimated as the maximum allowable. **Note 3:** All items to be presented for scrutineering.

APPENDIX E

OPEN CHAMPION PATROL COMPETITION

SCENARIO/TASK ASSESSMENT GUIDE

Club: _____

Point Score Summary:

Fixed points for Patrol Setup and Pack up Assessment 56

Fixed points for Patrol Captain Assessment 40

Fixed points for Communications with Surfcom Assessment 36

Adjustable points available for Patient Assessments 228

The number of patients and patient points may vary to suit the Scenario

Note: Casualty scenario assessments are set by the Referee of a Champion Patrol Competition and may vary for each competition.

In all cases the Patient Assessments must total 228 points.

Open Teams total points available as per SSM Rule 3.5. 12(d) **360**

Divide total by 6 to get score out of 60

FINAL SCORE: _____ **Out of 60**

OPEN CHAMPION PATROL SETUP AND PACK UP ASSESSMENT

Team:	Judge's Name (Print):
--------------	------------------------------

0 = Failed to Act – Higher scores based on level of competence displayed

SCORE ELEMENTS	POINTSCORE					COMMENTS
<ul style="list-style-type: none"> Patrol Captains briefing to Team on setup to include: Hazards, Risks, Management, Roles and Rotation 	0	1	2	3	4	
<ul style="list-style-type: none"> Patrol member physically checks the surf conditions i.e. full check in the water Erect patrol flags on water's edge AFTER surf check, erect surf craft buffer zone flags 	0	1	2	3	4	
<ul style="list-style-type: none"> Rescue boards and tubes checked for damage, issues advised and placed in position for patrol 	0	1	2	3	4	
<ul style="list-style-type: none"> First Aid Kit, Oxy Viva and AED checks carried out during the 3 minute patrol setup 	0	1	2	3	4	
<ul style="list-style-type: none"> IRB setup checked by driver and issues identified during the 3 minute patrol setup 	0	1	2	3	4	
<ul style="list-style-type: none"> IRB to be located outside of flag area in rescue ready position with bow facing up the beach, moved with a minimum of 4 members Erect Powercraft warning signs and place safety cones around IRB 	0	1	2	3	4	
<ul style="list-style-type: none"> Patrol members are patrolling the water's edge 	0	1	2	3	4	
<ul style="list-style-type: none"> Conditions Board information correctly filled out and located for public to view during the 3 minutes patrol setup 	0	1	2	3	4	
<ul style="list-style-type: none"> Patrol log to be completed with Tides, Surf and Weather conditions prior to commencement of task Patrol members sign log during the 3 minute patrol setup 	0	1	2	3	4	
<ul style="list-style-type: none"> Patrol area was setup fully within the 3 minute setup time allocation 	0	1	2	3	4	
Patrol Setup points out of 40						

Section 3 – Lifesaving Events

PACK-UP PATROL						
SCORE ELEMENTS	POINTSCORE					COMMENTS
• All patrol equipment returned to patrol equipment storage area	0	1	2	3	4	
• Level of completion of the Patrol Log for Start and Finish	0	1	2	3	4	
• Level of completion of the Incident Reports for each patient	0	1	2	3	4	
• Patrol area left clean as found with all rubbish generated by Patrol removed	0	1	2	3	4	
Patrol Pack Up Points out of 16						
TOTAL FIXED POINTS FOR THIS SECTION						Score out of 56

PATROL CAPTAIN ASSESSMENT

Team:	Judge's Name (Print):
--------------	------------------------------

0 = Failed to Act – Higher scores based on level of competence displayed

SCORE ELEMENTS	POINTSCORE					COMMENTS
• Demonstrated authority and control during task setup.	0	1	2	3	4	
• Level of competence in communication skills to patrol members, Surfcom, and people taking part in the Scenario/Task etc.	0	1	2	3	4	
• Adequately assessed patient's problems	0	1	2	3	4	
• Adequately assessed patient's treatments	0	1	2	3	4	
• Adequately assessed patient's management	0	1	2	3	4	
• Effective deployment of patrol members and equipment during rescues and treatments	0	1	2	3	4	
• Kept a good understanding of what was happening during the task	0	1	2	3	4	
• Demonstrate ability to handle multiple tasks	0	1	2	3	4	
• Ensured beach was effectively patrolled and water observed at all times even though the beach may be closed if required	0	1	2	3	4	
• Overall control, competency and leadership of Patrol Captain during task	0	1	2	3	4	
Total Patrol Captain Assessment Points out of 40						
TOTAL FIXED POINTS THIS SECTION						Score out of 40

COMMUNICATIONS WITH SURFCOM ASSESSMENT

Team:	Judge's Name (Print):
--------------	------------------------------

0 = Failed to Act – Higher scores based on level of competence displayed

SCORE ELEMENTS	POINTSCORE							COMMENTS
<ul style="list-style-type: none"> IRB Driver to provide a clear radio check with the patrol captain during patrol set up 	0	1	2	3	4	5	6	
<ul style="list-style-type: none"> At the 3 minute <i>whistle/signal (commencement of patrol/task)</i> Surfcom will contact the Patrol for information on: <ul style="list-style-type: none"> Beach Status (Open/Closed) Number of Bronze members IRB Status (Operational/Non Operational) Patrol to respond 	0	1	2	3	4	5	6	
<ul style="list-style-type: none"> Provide clear details to Surfcom for all patients using the 4 P's: Position, Problem, People and Progress 	0	1	2	3	4	5	6	
<ul style="list-style-type: none"> Updates and details on progress of treatment communicated to Surfcom including patients' status 	0	1	2	3	4	5	6	
<ul style="list-style-type: none"> At the 12 minute <i>whistle/signal (end of patrol/task)</i> Surfcom will contact the patrol for information on: <ul style="list-style-type: none"> Total number of rescues for whole day Patrol to reply 	0	1	2	3	4	5	6	
<ul style="list-style-type: none"> Radio Operators correct use of mannerisms and protocol 	0	1	2	3	4	5	6	
Communications With Surfcom Assessment Points out of 36								
TOTAL FIXED POINTS THIS SECTION								Score out of 36

ASSESSMENT OF BODY BOARDER Patient 1 (SAMPLE)

Note: This is an example only. Casualty scenario assessments are set by the Referee of a Champion Patrol Competition and may vary for each competition.

Team:	Judge's Name (Print):
--------------	------------------------------

0 = Failed to Act – Higher scores based on level of competence displayed

SCORE ELEMENTS	POINTSCORE								COMMENTS
• Early patient identification and recognition of the situation	0	1	2	3	4	5	6		
• Appropriate course of action and rescue of patient • Appropriate use of signals during the rescue	0	1	2	3	4	5	6		
• Return rescue equipment to rescue ready status	0	1	2	3	4	5	6		
• Effectively assessed the situation and identified the signs and symptoms – sunburn and hypothermia	0	1	2	3	4	5	6		
• Asked patient for consent to treat • Use of PPE i.e., gloves/mask	0	1	2	3	4	5	6		
• Effectively commenced treatment for hypothermia, place patient in warm protected environment, provide blanket or roll in a ball and give sips of warm drink	0	1	2	3	4	5	6		
• Effectively commenced treatment for sunburn, rest in cool place after hypothermia is controlled, cool sunburn with water, give fluids	0	1	2	3	4	5	6		
• Patient was reassured during treatment	0	1	2	3	4	5	6		
• Patient's vitals were taken and monitored	0	1	2	3	4	5	6		
• Overall performance and treatment of patient	0	1	2	3	4	5	6		
Total Assessment Points Patient 1 out of 60									
TOTAL POINTS THIS SECTION								Score out of 60	

Ref: Current SLSA Public Safety and Aquatic Rescue Manual.

ASSESSMENT OF SURFER Patient 2 (SAMPLE)

Note: This is an example only. Casualty scenario assessments are set by the Referee of a Champion Patrol Competition and may vary for each competition.

Team:	Judge's Name (Print):
--------------	------------------------------

0 = Failed to Act – Higher scores based on level of competence displayed

SCORE ELEMENTS	POINTSCORE							COMMENTS
• Early patient identification and recognition of the situation	0	1	2	3	4	5	6	
• Appropriate course of action and rescue of patient	0	1	2	3	4	5	6	
• Appropriate use of signals during rescue	0	1	2	3	4	5	6	
• Immediate management of severe external bleed, control bleeding during rescue	0	1	2	3	4	5	6	
• Return rescue equipment to rescue ready status	0	1	2	3	4	5	6	
• Asked patient for consent to treat • Use of PPE i.e., gloves/mask	0	1	2	3	4	5	6	
• Effectively commence treatment of the condition, application of firm direct pressure with clean pads, towel or bandage	0	1	2	3	4	5	6	
• Treat for shock – place patient on back • Maintain body temperature	0	1	2	3	4	5	6	
• Application of second pad/dressing to control bleeding	0	1	2	3	4	5	6	
• Administer oxygen • Patient's vitals were taken and monitored	0	1	2	3	4	5	6	
• Patient protected from the elements	0	1	2	3	4	5	6	
• Patient was reassured during treatment	0	1	2	3	4	5	6	
• Secondary body check conducted	0	1	2	3	4	5	6	
• Overall performance and treatment of patient	0	1	2	3	4	5	6	
Total Assessment Points Patient 2 out of 84								
TOTAL POINTS THIS SECTION							Score out of 84	

Ref: Current SLSA Public Safety and Aquatic Rescue Manual.

ASSESSMENT OF KITE SURFER Patient 3 (SAMPLE)

Note: This is an example only. Casualty scenario assessments are set by the Referee of a Champion Patrol Competition and may vary for each competition.

Team:	Judge's Name (Print):
--------------	------------------------------

0 = Failed to Act – Higher scores based on level of competence displayed

SCORE ELEMENTS	POINTSCORE							COMMENTS
• Early patient identification and recognition of the situation	0	1	2	3	4	5	6	
• Appropriate course of action and rescue of unconscious patient	0	1	2	3	4	5	6	
• Appropriate use of signals during rescue	0	1	2	3	4	5	6	
• Removed the patient from danger (kite and ropes)	0	1	2	3	4	5	6	
• Effectively assessed the situation and identified the signs and symptoms	0	1	2	3	4	5	6	
• Return rescue equipment to rescue ready status.	0	1	2	3	4	5	6	
• Use of PPE i.e., Gloves/mask	0	1	2	3	4	5	6	
• Checked for Response • Checked the Airway • Checked for Breathing	0	1	2	3	4	5	6	
• Placed patient in the recovery position	0	1	2	3	4	5	6	
• Administer oxygen therapy	0	1	2	3	4	5	6	
• Patient's vitals were taken	0	1	2	3	4	5	6	
• Patient protected from the elements	0	1	2	3	4	5	6	
• Secondary body check conducted	0	1	2	3	4	5	6	
• Overall performance and treatment of the patient	0	1	2	3	4	5	6	
Total Assessment Points Patient 3 out of 84								
TOTAL POINTS THIS SECTION							Score out of 84	

Ref: Current SLSA Public Safety and Aquatic Rescue Manual.

APPENDIX F

UNDER 17 CHAMPION PATROL COMPETITION

SCENARIO/TASK ASSESSMENT GUIDE

Club: _____

Point Score Summary:

Fixed points for Patrol Setup and Pack up Assessment 40

Fixed points for Patrol Captain Assessment 36

Fixed points for Communications with Surfcom Assessment 30

Adjustable points available for Patient Assessments 134

The number of patients and patient points may vary to suit the Scenario

Note: Casualty scenario assessments are set by the Referee of a Champion Patrol Competition and may vary for each competition.

In all cases the Patient Assessments must total 228 points.

Under 17 Teams total points available as per SSM Rule 3.5.12 (d) **240**

Divide total by 4 to get a score out of 60

FINAL SCORE: _____ **Out of 60**

UNDER 17 CHAMPION PATROL SETUP AND PACK UP ASSESSMENT

Team:	Judge's Name (Print):
--------------	------------------------------

0 = Failed to Act – Higher scores based on level of competence displayed

SCORE ELEMENTS	POINTSCORE					COMMENTS
<ul style="list-style-type: none"> Patrol Captains briefing to Team members on setup to include Hazards, Risks, Management, Roles and Rotation 	0	1	2	3	4	
<ul style="list-style-type: none"> Patrol member physically checks the surf conditions i.e. a full check in the water Erect patrol flags on water's edge AFTER surf check Erect surf craft buffer zone flags 	0	1	2	3	4	
<ul style="list-style-type: none"> Rescue boards and tubes checked for damage, issues advised and placed in position for patrol 	0	1	2	3	4	
<ul style="list-style-type: none"> First Aid Kit, Oxy Viva and AED checks carried out during the 3 minute patrol set up 	0	1	2	3	4	
<ul style="list-style-type: none"> Patrol members are patrolling the water's edge. 	0	1	2	3	4	
<ul style="list-style-type: none"> Condition board information correctly filled out and located for public to view during 3 minute patrol set up 	0	1	2	3	4	
<ul style="list-style-type: none"> Patrol log to be completed with Tides, Surf and Weather conditions prior to commencement of task. Patrol Members sign log during the 3 minute patrol setup. 	0	1	2	3	4	
<ul style="list-style-type: none"> Patrol area was setup fully within the 3 minute patrol setup time allocation. 	0	1	2	3	4	
Patrol Setup points out of 32						
PACK UP PATROL						
<ul style="list-style-type: none"> All patrol equipment returned to patrol equipment storage area Patrol area left clean as found with all rubbish generated by patrol removed 	0	1	2	3	4	
<ul style="list-style-type: none"> Level of completion of the patrol log for Start and Finish Level of completion of Incident Reports for each patient 	0	1	2	3	4	
Patrol Pack Up Points out of 8						
TOTAL FIXED POINTS THIS SECTION						Score out of 40

PATROL CAPTAIN ASSESSMENT

Team:	Judge's Name (Print):
--------------	------------------------------

0 = Failed to Act – Higher scores based on level of competence displayed

SCORE ELEMENTS	POINTSCORE					COMMENTS
• Demonstrated authority and control during task setup	0	1	2	3	4	
• Level of competence in communication skills to Patrol members, Surfcom, and people taking part in the Scenario/Task etc	0	1	2	3	4	
• Adequately assessed patient's problems	0	1	2	3	4	
• Adequately assessed patient's treatment	0	1	2	3	4	
• Adequately assesses patient's management	0	1	2	3	4	
• Effective deployment of patrol members and equipment during rescues and treatments	0	1	2	3	4	
• Kept a good understanding of what was happening during the task	0	1	2	3	4	
• Demonstrate ability to handle multiple tasks						
• Ensure beach was effectively patrolled and water observed at all times even though the beach may be closed if required	0	1	2	3	4	
• Overall control, competency and leadership of Patrol Captain during task.	0	1	2	3	4	
Total Patrol Captain Assessment Points out of 36						
TOTAL FIXED POINTS THIS SECTION						Score out of 36

ASSESSMENT OF COMMUNICATIONS

Team:	Judge's Name (Print):
--------------	------------------------------

0 = Failed to Act – Higher scores based on level of competence displayed

SCORE ELEMENTS:	POINTSCORE							COMMENTS
<ul style="list-style-type: none"> At the 3 minute <i>whistle/signal (commencement of patrol/task)</i> Surfcom will contact the Patrol for information on: <ul style="list-style-type: none"> Beach Status (Open/Closed) Number of Bronze members Patrol to respond 	0	1	2	3	4	5	6	
<ul style="list-style-type: none"> Provide clear details to Surfcom for all patients using the 4 P's: Position, Problem, People and Progress 	0	1	2	3	4	5	6	
<ul style="list-style-type: none"> Updates and details on progress of treatment communicated to Surfcom including patients status 	0	1	2	3	4	5	6	
<ul style="list-style-type: none"> At the 12 minute <i>whistle/signal (end of patrol/task)</i> Surfcom will contact the patrol for information on: <ul style="list-style-type: none"> Total number of rescues for whole day Patrol to reply 	0	1	2	3	4	5	6	
<ul style="list-style-type: none"> Overall Radio Operators use of correct mannerisms and protocol 	0	1	2	3	4	5	6	
Communications With Surfcom Assessment Points out of 30								
TOTAL POINTS THIS SECTION								Score out out of 30

ASSESSMENT OF BODY BOARDER Patient 1 (SAMPLE)

Note: This is an example only. Casualty scenario assessments are set by the Referee of a Champion Patrol Competition and may vary for each competition.

Team:	Judge's Name (Print):
--------------	------------------------------

0 = Failed to Act – Higher scores based on level of competence displayed

SCORE ELEMENTS	POINTSCORE					COMMENTS
• Early patient identification and recognition of the situation	0	1	2	3	4	
• Appropriate use of signals during rescue	0	1	2	3	4	
• Appropriate course of action and rescue of patient	0	1	2	3	4	
• Return rescue equipment to rescue ready status	0	1	2	3	4	
• Effectively assessed the situation and identified the signs and symptoms – sunburn and hypothermia	0	1	2	3	4	
• Asked patient for consent to treat	0	1	2	3	4	
• Use of PPE i.e., Gloves/mask	0	1	2	3	4	
• Effectively commenced treatment for hypothermia, place patient in warm protected environment, provide blanket or roll in a ball and give sips of warm drink	0	1	2	3	4	
• Effectively commenced treatment for sunburn, rest in cool place after hypothermia is controlled, cool sunburn with water, give fluid	0	1	2	3	4	
• Patient was reassured during treatment	0	1	2	3	4	
• Patient's vitals were taken and monitored	0	1	2	3	4	
Total Assessment Points Patient 1 out of 44						
TOTAL POINTS THIS SECTION					Score out of 44	

Ref: Current SLSA Public Safety and Aquatic Rescue Manual

ASSESSMENT OF SURFER Patient 2 (SAMPLE)

Note: This is an example only. Casualty scenario assessments are set by the Referee of a Champion Patrol Competition and may vary for each competition.

Team:	Judge's Name (Print):
--------------	------------------------------

0 = Failed to Act – Higher scores based on level of competence displayed

SCORE ELEMENTS	POINTSCORE					COMMENTS
<ul style="list-style-type: none"> • Early patient identification and recognition situation • Appropriate course of action and rescue of • Appropriate use of signals during rescue 	0	1	2	3	4	
<ul style="list-style-type: none"> • Immediate management of severe external bleed, control bleeding during rescue 	0	1	2	3	4	
<ul style="list-style-type: none"> • Return rescue equipment to rescue ready status 	0	1	2	3	4	
<ul style="list-style-type: none"> • Asked for consent to treat patient • Use of PPE i.e., gloves/mask 	0	1	2	3	4	
<ul style="list-style-type: none"> • Effectively commence treatment of the condition, application of firm direct pressure with clean pads, towel or bandage 	0	1	2	3	4	
<ul style="list-style-type: none"> • Treat for shock – place patient on back • Maintain body temperature 	0	1	2	3	4	
<ul style="list-style-type: none"> • Application of second pad/dressing to control bleeding 	0	1	2	3	4	
<ul style="list-style-type: none"> • Administer oxygen therapy • Patient's vitals were taken 	0	1	2	3	4	
<ul style="list-style-type: none"> • Patient was protected from the elements • Patient was reassured during treatment 	0	1	2	3	4	
<ul style="list-style-type: none"> • Secondary body check conducted 	0	1	2	3	4	
<ul style="list-style-type: none"> • Overall performance and treatment of patient 	0	1	2	3	4	
Total Assessment Points Patient 2 out of 44						
TOTAL POINTS THIS SECTION						Score out of 44

Ref: Current SLSA Public Safety and Aquatic Rescue Manual.

ASSESSMENT OF KITE SURFER Patient 3 (SAMPLE)

Note: This is an example only. Casualty scenario assessments are set by the Referee of a Champion Patrol Competition and may vary for each competition.

Team:	Judge's Name (Print):
--------------	------------------------------

0 = Failed to Act – Higher scores based on level of competence displayed

SCORE ELEMENTS	POINTSCORE					COMMENTS
	0	1	2	3	4	
• Early patient identification and recognition of the situation	0	1	2	3	4	
• Appropriate course of action and rescue of unconscious patient	0	1	2	3	4	
• Appropriate use of signals during rescue	0	1	2	3	4	
• Removed the patient from danger (kite and ropes)	0	1	2	3	4	
• Return rescue equipment to rescue ready status	0	1	2	3	4	
• Effectively assessed the situation and identified the signs and symptoms	0	1	2	3	4	
• Use of PPE i.e., gloves/mask • Checked for response • Checked the airways • Checked for breathing	0	1	2	3	6	
• Placed patient in the recovery position • Administer oxygen therapy	0	1	2	3	4	
• Patient's vitals were taken and monitored • Patient was protected from the elements	0	1	2	3	4	
• Secondary body check conducted	0	1	2	3	4	
• Overall performance and treatment of the patient.	0	1	2	3	4	
Total Assessment Points Patient 3 out of 46						
TOTAL POINTS THIS SECTION					Score out of 46	

Ref: Current SLSA Public Safety and Aquatic Rescue Manual.

SECTION 4 SWIMMING EVENTS

38th Edition Changes to the Revised 37th Edition Manual:

- Ongoing** General – Minor editorial changes have been made that do not affect the intended rules of competition. These changes clarify, simplify, and assist with comprehension of the SSM. The changes also correct observed spelling, grammatical, formatting, and other minor errors.
- October 2025** General - The wording for starting of events has been amended to be consistent with IRB competition i.e., in events where a start line is drawn or a cord is used it is now the competitors' front *foot* (rather than *toes*) that are to be placed on or behind the line. **Note:** The definition of a foot includes any part of the foot, heel and/or toes.
- October 2025** General - It is clarified that competitors entering the water at the start (and changeover) of events may do so at their own discretion and do not need to cross the start line unless otherwise prescribed provided that there is no interference to other competitors.
- October 2025** 4.5 – All references to Beltman, Linemen and Reelman, have been changed to Beltperson(s), Lineperson(s), and Reelperson(s) respectively.
- October 2025** 4.6.2(g) & 4.7.2(g) – Three further notes have been added to the Rescue Tube Rescue (4 person and 2 Person) events to clarify that:
- Rescue Tube Swimmers, at their discretion, are permitted to wear the lanyard over or across one or both shoulders, or over one shoulder and across the chest.
 - Teams shall be disqualified if the towline/rope of the rescue tube is intentionally shortened by a competitor prior to the rescue tube swimmer entering the water for the purpose of towing the patient (e.g. looping and tying/knotting or clipping the line/rope).
 - Teams shall not be disqualified if the line/rope of the rescue tube becomes wrapped around the patient or is otherwise shortened by the rescue tube swimmer after they enter the water for the swim to the patient.
- October 2025** 4.8.3(d) – Three notes have been added to the Rescue Tube Race clarify that:
- Competitors, at their discretion, are permitted to wear the lanyard over or across one or both shoulders, or over one shoulder and across the chest.
 - Competitors shall be disqualified if the towline/rope of the rescue tube is intentionally shortened (e.g. looping and tying/knotting or clipping the line/rope) prior to the start of the race.
 - Competitors shall not be disqualified if the line/rope of the rescue tube becomes or is otherwise shortened by the rescue tube swimmer after the start of the race.

4.1 GENERAL CONDITIONS

Swimming ability is a prime factor in surf lifesaving. Belt, Rescue Tube Rescue and Rescue Tube races are "simulated" rescues. Surf, Ocean Swim, Run-Swim-Run and Wading races are more direct tests of physical ability in and around the surf and open water environment. SLSA swimming events have been designed to encourage members to keep fit for lifesaving duties.

4.2 SURF RACE

4.2.1 The Course

- (a) The course shall be as detailed in the diagram.
- (b) If it is necessary to lay special turning buoys for surf swimming events, then not less than two buoys shall be laid (a minimum distance of 10m apart).

4.2.2 Procedure

- (a) Competitors in swimming events shall assemble in the marshalling area and when names are checked and placed in drawn order, the competitors shall file onto the competition area in order as directed.
- (b) At the given signal the competitors shall commence from the start line, enter the water without impeding any other competitors in the event, swim to and around the buoys, and return to shore and finish between the two green or arena coloured finish flags.

Note: Competitors may touch buoys and buoy ropes, but it is not permitted for competitors to use buoy ropes to drag themselves along the course.

- (c) Competitors may be positioned after the finish in either of the following ways:
 - (i) On a straight line drawn at approximately a 30 degree angle from the finishing line and up the beach.
 - (ii) On a series of lines approximately 10m behind and at right angles to the finishing line and 5m apart.

4.3 SURF RACE VARIATIONS

4.3.1 Surf Teams Race

- (a) Teams shall consist of four members (three in Masters events) who shall be marshalled as a team i.e., four members, one behind the other facing the water's edge in their drawn positions. The next team shall be lined up beside the first team, and so on. When all teams are assembled, a direction shall be given to face the competition area. On the direction of an official, the line nearest the water's edge shall file onto the competition area with the No. 1 position to the left facing the water. The first line of competitors is then followed by the second, third and fourth lines. This procedure spreads competitors from each team evenly over the starting line.

Note: A competition organising authority may, by way of entry bulletin, vary the number of team members, age groups or gender competing within a Surf Teams race event.

- (b) All members of a team must swim to and around the buoys, return to shore and finish between the two green finish flags. Points are allotted as follows – 1 for 1st, 2 for 2nd, 3 for 3rd, 4 for 4th, and so on. The team scoring the least number of points shall be declared the winner. In Surf Teams races should two or more teams be allotted equal points, the team whose full complement of members first completes the course shall be awarded the higher placing.
- (c) All competitors who finish shall be recorded as they are placed, and the points will be calculated. Should any teams be disqualified, or a team fail to complete the course, then the surf teams finish places shall be reallocated and points then re-calculated.

Section 4 – Swimming Events

- (d) When Surf and Surf Teams races are combined, swimmers not in teams shall be eliminated from the point's allotment for the purpose of determining the Surf Teams race result.

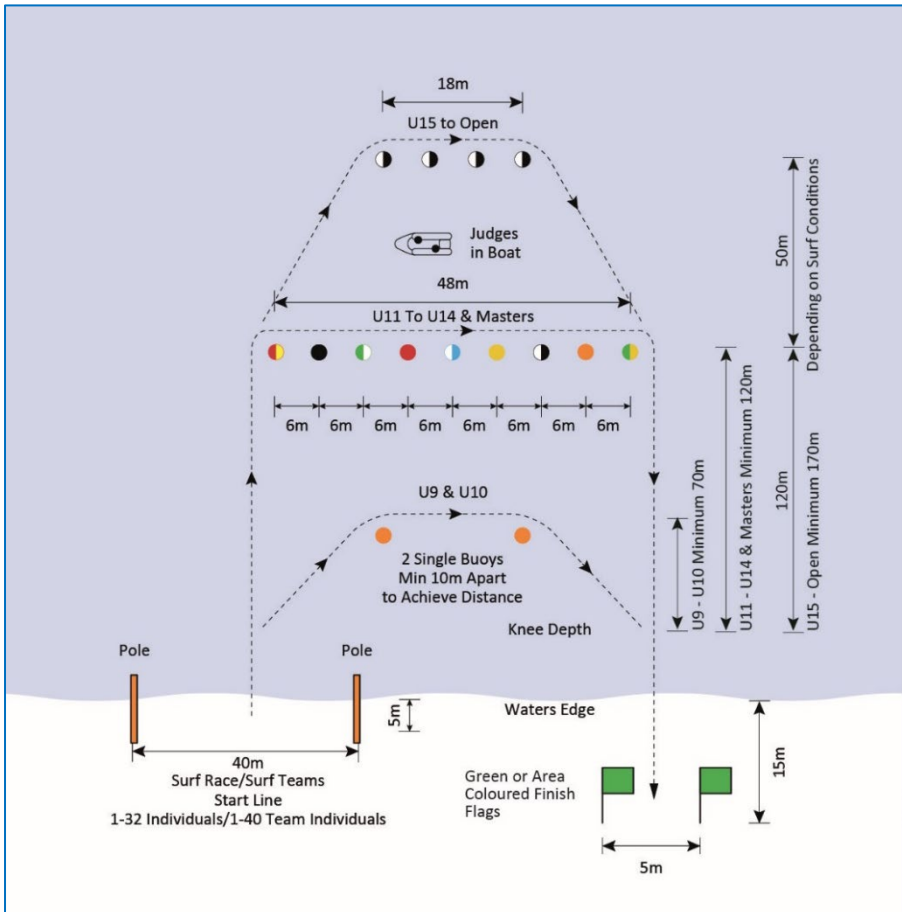


FIGURE 2: SURF RACE AND SURF TEAMS RACE
(Distances approximate only)

Note: The layout of the competition arena, including the beach setup relative to the positioning of the buoys, may be adjusted dependent upon the prevailing surf, sweep, and beach conditions.

4.4 OCEAN SWIM

4.4.1 The Course

- (a) A typical Ocean Swim course shall be as detailed in the diagram.
- (b) Dependent on beach and ocean conditions, and safety, the race start and finish lines can be switched around, and the distance to be swum to sea, the distance between buoys, and the direction the course to be swum, may be varied. Alternate courses may also be set to accommodate race distances and point to swims.

Note: The standard swim distance for the Australian Championship Ocean Swim is approximately 2kms.

- (c) Details of event courses, distances, and any special conditions for Ocean Swims are to be contained in event entry and other circulars (as detailed in Section 12 of the SSM).
- (d) Large, brightly coloured buoys are to be used as turning buoys. Small, guide buoys (of an alternate colour) may be placed between the turning buoys on the long straights of the course.

4.4.2 Procedure

- (a) Competitors in Ocean Swim events shall register, collect caps (if provided), timing chips (if provided), and mark their age division on their upper arms and/or body as/if required by event organisers. If timing chips (or similar technology) are used to judge event finishes, the devices are to be worn on each competitor's left ankle unless otherwise directed.

- (b) Competitors shall assemble in the marshalling area when called wearing a SLSA approved swim suit and with their cap relevant to their division (or if no race cap is provided by the organiser with their club/team competition cap or rubber/silicone cap). Competitors are then to file into the competition arena and to the start line as directed.

Note 1: Only the swimwear approved for SLSA swim events may be worn i.e., it is not permitted to wear World Aquatics ocean swimsuits, or tri-suits etc.

Note 2: SLSA approved wetsuits or stinger suits may be worn only if approved by the Competition Committee because of weather, water, or other marine conditions.

Note 3: Unless otherwise prescribed by organisers, competitors are not required to wear distinctive high visibility vests in ocean swims but must wear the provided caps worn securely on their head at they enter the water to commence their event. These caps are to assist with identification of competitors in the water.

Note 4: Competitors are permitted to wear protective clothing over their swim suits while in the marshalling area but are to remove such clothing when entering the competition arena.

- (c) At the given signal the competitors shall commence from the start line, enter the water without impeding any other competitors in the event, swim to and around the course as directed, and return to shore and cross the finish line to record a finish result. Competitors not completing the course as directed may be penalised or disqualified.
- (d) The direction of a typical course shall require competitors to turn right around the first three large swim turning buoys, and then left after passing the final large swim turning buoy, and then head back to shore to complete the course. If the typical course is conducted in a reverse direction competitors shall be required to turn left around the first three large swim turning buoys, and then right after passing the final large swim turning buoy, and then head back to shore to complete the course.
- (e) The smaller course buoys are for a guide only and may be passed on either side.
- (f) Except for the start and finish, and any wading in shallow water on the outer sand banks, competitors must swim the entire course.
- (g) No personal escort craft are permitted on the course. Water Safety, etc., will be provided by the event organisers.

- (h) Except where otherwise advised in relevant event circulars, the Ocean Swim shall be conducted as per the general conditions and rules contained in the current edition of the SSM.

4.4.3 The Finish

- (a) Competitors are to return to the finish line to record their:
- Placing result once correctly completing the course and crossing the finish line.
 - Safe return to the beach if a race is stopped; and/or
 - Withdrawal from a race.
- (b) Should technology enable the judging of events, the result of such races shall be determined by the order of finish of the competitors' timing chip (or similar technology) across the finish line.
- (c) Alternatively, if technology fails or is not used, the finish of Ocean Swim events may be judged as per traditional methods.
- (a) Competitors in the ocean swim shall not be disqualified for failure to finish upright, so long as they cross the line without assistance, and are not deemed to have fallen intentionally so as to have gained a competitive advantage.

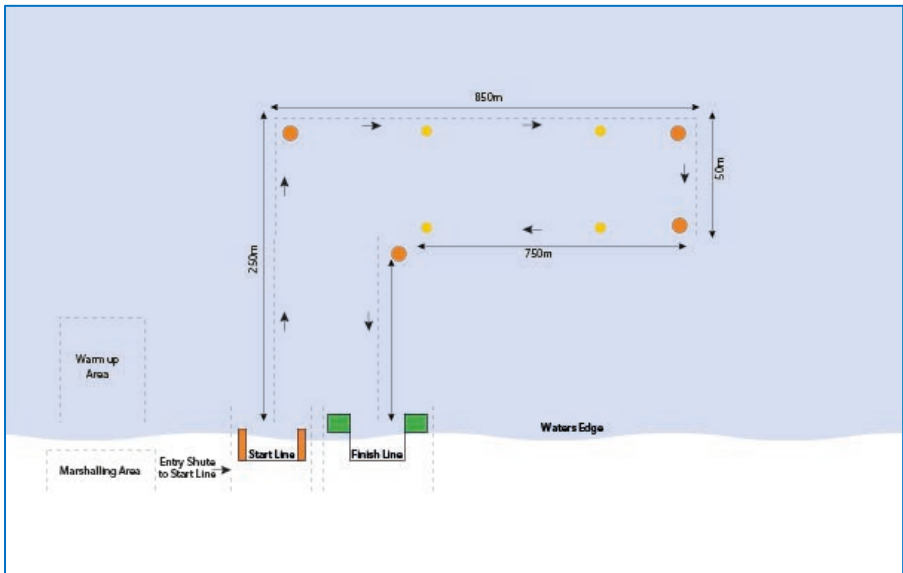


FIGURE 3: TYPICAL OCEAN SWIM COURSE

(Distances approximate only)

Note: The layout of the competition arena, including the beach setup relative to the positioning of the buoys, may be adjusted dependent upon the prevailing surf, sweep, and beach conditions.

4.5 BELT RACE

4.5.1 The Course

The course shall be as detailed in the diagram.

4.5.2 Procedure

- (a) The Belt Race is an individual event. Each beltperson is assisted by four reel handlers.
- (b) The reel handlers consist of a reel person and three line persons.

Reel handlers shall not be considered to be competitors but shall be required to:

- (i) Be a financial SLSA member.
- (ii) Be currently proficient SLSA Bronze Medallion holders.

Note 1: U15 age members who turn 15 years of age during the season and obtain the SLSA Bronze Medallion are eligible to participate as a handler in all surf belt race events.

Note 2: Reel Handlers may handle for more than one club or more than one beltperson in each age category provided that each beltperson has a full complement of reel handlers in each round of the event contested.

- (iii) Wear a high visibility vest if entering the water beyond knee depth water or, if required by the event organiser, the provided handler's vest and/or other provided garments.
 - (iv) Wear a competition cap (because of the surf line).
 - (v) Comply with all instructions of the officials and comply with all SLSA rules and policies.
 - (vi) Make every effort to ensure that they, or the equipment that they are handling, does not impede another competitor, otherwise both their competitor and the handler may be subject to disqualification.
- (c) Competitors in belt race events shall assemble in the marshalling area. When entries have been checked the Marshall shall notify each beltperson of their buoy colour and buoy peg.
 - (d) After marshalling, the Referee, Sectional Referee or their deputy (e.g., the Marshall or Announcer) shall give the command for the beltperson and reel handlers to file into the competition area and proceed to the nominated buoy peg
- Note:** Prior to marshalling, the operation of the belt safety pin may also be checked by the beltperson.
- (e) The reel should be placed with the rear lower spreader bar against the buoy peg.
 - (f) The Beltperson shall remove the belt from the reel. The belt and line must be placed flat on the sand, neck-strap to the front, 5m in front of the buoy peg, loop thrown and ready for use. No slack line other than the loop at the belt is permitted. The beltperson may be assisted in this process by the reel handlers. The beltperson and the reel handlers shall move to the starting line and await the start.
 - (g) At the pistol shot or other given signal the beltperson and reel handlers shall run up the beach to the reel, line, and belt. The beltperson don their respective belts and enter the water without impeding any other competitors in the event, and swim to their allocated buoys.
- Note:** A starting break by a handler may result in disqualification of the beltperson from the event.
- (h) The reel handlers pick up the reel.

Section 4 – Swimming Events

- (i) The reels are then carried by the four reel handlers directly to and not more than 5m beyond the starting line. When placed, any part of the reel must be on or over the starting line. The three linepersons may leave the reel individually and proceed to their payout positions.

The reelperson shall, as appropriate, control the flow of line by using the reel brake, drum and/or their hands.

Note 1: To arrive at their payout positions (to perform a line payout procedure) the linemen may proceed through deep water provided they maintain control of the line.

Note 2: linepersons may pay out using either an overhead or underarm procedure.

- (j) In the event of seaweed entangling the line, the lineperson may assist in its removal.
- (k) The beltperson shall, on reaching their allotted buoy with their belt and line intact, place their forearm over the top of the buoy and then signal their arrival by raising their other arm to a vertical position whilst remaining in contact with the buoy. The said signal, subject to all conditions being fulfilled, shall be the determining factor in judging excepting that should a competitor swim to a wrong buoy and signal they shall be disqualified.

Note 1: The swimming buoy is described as the buoy only and does not include any attaching ropes or straps.

Note 2: Competitors may touch buoys and buoy ropes, but it is not permitted for competitors to use the buoy ropes to drag themselves along the course to reach their allotted buoy.

- (l) If requested, beltperson shall indicate to the Course Judge-in-Boat that their line and belt are intact, by displaying the equipment to the judge. The beltperson, unless specifically requested by the Judge-in-Boat or the Referee, may discard the belt and swim off the area, upon completion of the swim by the remaining competitors, or at the expiration of the time limit.
- (m) On returning to the beach place getters should be informed of their finish position.
- (n) The linepersons shall not commence to haul in the line until all beltpersons arrive at the buoys or at the discretion of the Referee. The line shall then be wound on the reel and the reel carried off the beach as directed by the Referee or Sectional Referee.
- (o) Failure by any reel handler to comply with the above conditions may result in the disqualification of the beltperson.

Section 4 – Swimming Events

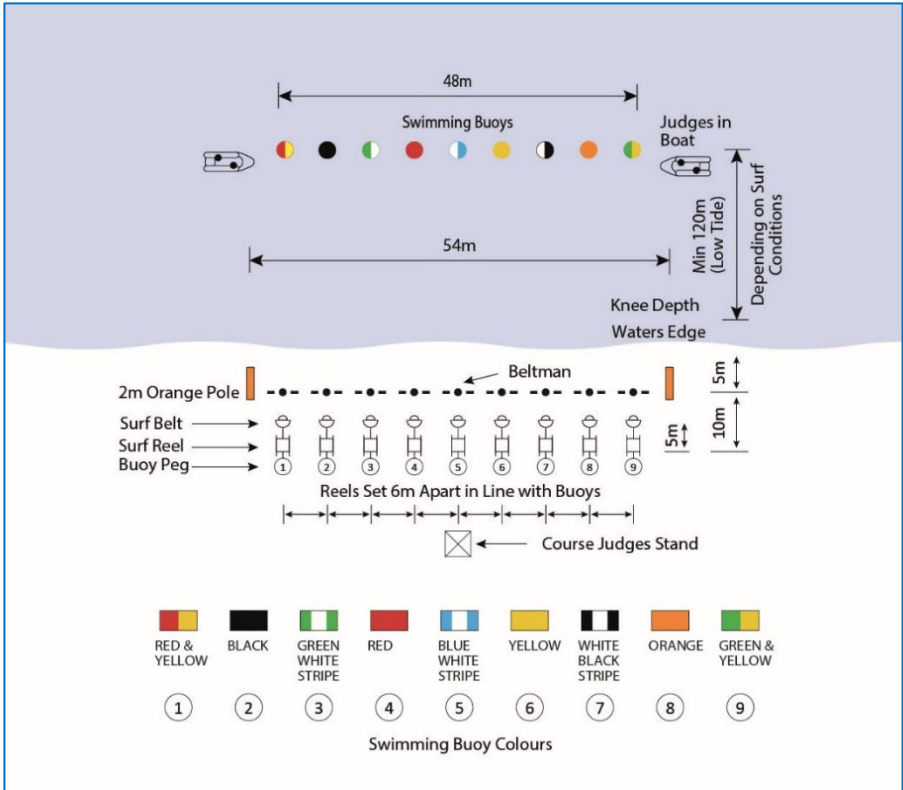


FIGURE 4: SURF BELT RACE

(Distances approximate only)

Note: The layout of the competition arena, including the beach setup relative to the positioning of the buoys, may be adjusted dependent upon the prevailing surf, sweep, and beach conditions.

4.6 RESCUE TUBE RESCUE RACE (4 PERSON)

4.6.1 The Course

- (a) The course layout shall be as detailed in the diagram.

Note: The start/finish line shall be as close as possible to the water's edge.

4.6.2 Procedure

- (a) The event shall consist of four persons in each team – a Patient, Rescue Tube Swimmer and two Rescuers.
- (b) Competitors in the Rescue Tube Rescue Race event shall assemble in the marshalling area. When entries have been checked, the Marshall shall notify each of the teams of their buoy number and colour.
- (c) After marshalling, the Referee, Sectional Referee, or their deputy (e.g., the Marshall or Announcer) shall give the command for the teams to file into the competition area and proceed to their allotted position on the start line facing the water.
- (d) On the starting signal the patients enter the water and swim to their allotted buoy. On reaching their allotted buoy, the patient shall place their forearm over the top of the buoy and then signal their arrival by raising the other arm to a vertical position whilst remaining in contact with the buoy. The said signal, subject to all conditions being fulfilled, shall be the determining factor in judging the patient's arrival at their buoy.

Note 1: Should a competitor swim to a wrong buoy and signal the team shall be disqualified.

Note 2: The swimming buoy is described as the buoy only and does not include any attaching ropes or straps.

Note 3: Competitors may touch buoys and buoy ropes, but it is not permitted for competitors to use the buoy ropes to drag themselves along the course to reach their allotted buoy.

- (e) The patient must then release contact with the swimming buoy and retire to the seaward side of the swimming buoy and await arrival of the rescue tube swimmer.
- (f) The rescue tube swimmer shall await the patient's signal. The rescue tube swimmer will be in their allocated position on the shoreward side of the start line and may have their front foot on or behind the start line.
- (g) The rescue tube swimmer may wear the rescue tube neck strap (harness) and hold the rescue tube and swim fins in their hands or place them on the sand on the shoreward side of the start/finish line. The wearing of the swim fin/s prior to the starting signal is not permitted.

Note 1: Rescue Tube Swimmers, at their discretion, are permitted to wear the lanyard over or across one or both shoulders, or over one shoulder and across the chest.

Note 2: Teams shall be disqualified if the towline/rope of the rescue tube is intentionally shortened by a competitor prior to the rescue tube swimmer entering the water for the purpose of towing the patient (e.g. looping and tying/knotting or clipping the line/rope).

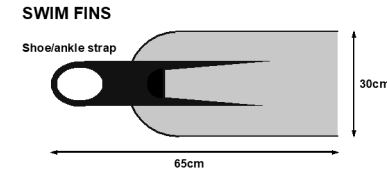
Note 3: Teams shall not be disqualified if the line/rope of the rescue tube becomes wrapped around the patient or is otherwise shortened by the rescue tube swimmer after they enter the water for the swim to the patient.

Note 4: The swim fins shall comply with the following dimensions:

- Maximum 65cm overall length including "shoe" or ankle strap (ankle strap extended).
- Maximum 30cm width at the widest point of the blade.

Section 4 – Swimming Events

- Swim fins are to be measured with the shoe or ankle strap extended but not stretched. The swim fins will not be permitted to be used if they do not conform to specifications or if they are considered a safety hazard.



- (h) On the patient's arrival signal, the rescue tube swimmer shall commence from the start line, enter the water without impeding any other competitors in the event, don the rescue tube harness (if not already being worn) and swim fins at their own discretion and swims seaward to make the rescue of their patient. The Rescue Tube swimmer swims to the left hand side of the designated buoy (viewed from the beach) to the waiting patient on the seaward side of the buoy.

Note 1: The team shall not be disqualified if the rescue tube swimmer crosses the start line and then resumes the correct position to correctly await the arrival signal from their patient.

Note 2: Competitors may touch buoys and buoy ropes, but it is not permitted for competitors to use the buoy ropes to drag themselves along the course to reach their allotted buoy.

- (i) The rescue tube swimmer and/or the patient secures the rescue tube around the patient's body and under both arms and clipped to an O-ring. The patient and rescue tube swimmer must remain behind the buoy line during the 'clip in' process. With the patient clipped into the rescue tube, the rescue tube swimmer continues (clockwise) around the buoy towing the patient back to the beach.
- (j) The two rescuers must remain on the shoreward side of the start line until the tow has commenced. At their own discretion, they then may enter the water and assist the rescue tube swimmer to bring the Patient back to the beach.
- (k) The patient is permitted to assist by sculling with arms under the surface of the water and kicking, but must not swim with an out-of-water arm recovery. The patient must be towed on their back and the patient cannot be towed in any other way than clipped into the rescue tube.
- (l) Only the rescue tube swimmer is permitted to use swim fins. Rescuers shall not use any equipment or swim fins, they will simply assist with the rescue.
- (m) On return to the beach the rescuers must drag or carry the patient to the finish line. The finish is judged on the chest of the first team member of the carrying party to cross the finish line denoted by two green or arena coloured finish flags in an upright position on their feet (the rescue tube need not be attached to the patient).

Note: While it is not necessary to drag the whole of the patient beyond the finish line teams are requested to immediately move to the shoreward side of the finish line to assist with judging of the event and to enable any trailing teams to finish.

- (n) During the patient drag or carry to the finish the patient may assist the carrying party by lifting their legs but shall not be permitted to assist the carrying party by standing unaided, walking or running to the finish line i.e., the patient cannot assist the carrying party by using their feet as a form of propulsion.
- (o) Teams should continue to drag or carry the patient well past the finish line to assist with judging of other teams in the event.

Section 4 – Swimming Events

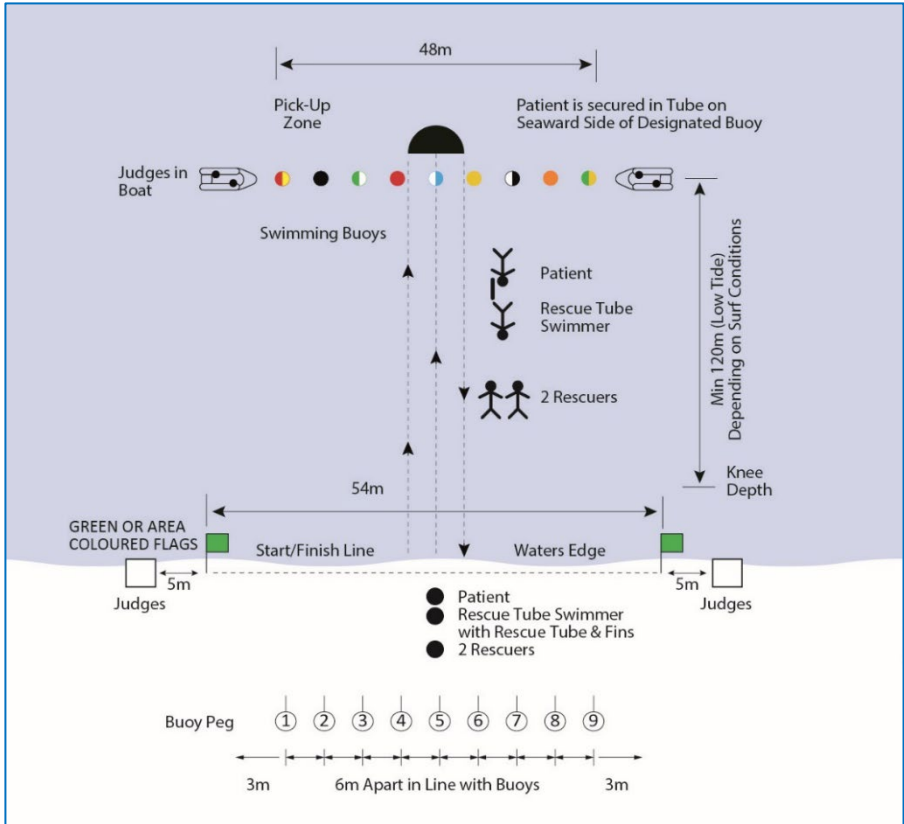


FIGURE 5: RESCUE TUBE RESCUE RACE (4 PERSON)

(Distances approximate only)

Note: The layout of the competition arena, including the beach setup relative to the positioning of the buoys, may be adjusted dependent upon the prevailing surf, sweep, and beach conditions.

4.7 RESCUE TUBE RACE (2 PERSON)

4.7.1 General Conditions

The Rescue Tube Race event shall be conducted under the general rules of Swimming Events.

4.7.2 The Course

The course layout shall be as detailed in the diagram.

4.7.3 Procedure

- (a) Competitors in the Rescue Tube Race events shall assemble in the marshalling area. When entries have been checked the Marshall shall notify each competitor of their buoy colour and buoy peg.
- (b) After marshalling, the Referee, Sectional Referee, or their Deputy (e.g., the Marshall or Announcer) shall give the command for the competitors to file into the competition area and proceed to their nominated buoy peg.
- (c) The Patients will then take up their positions on the starting line.
- (d) On the starting signal the patient shall enter the water and swim to their allotted buoy. On reaching their allocated buoy, the patient shall place their forearm over the top of the buoy and signal their arrival by raising their other arm to the vertical position while remaining in contact with the buoy. This signal, subject to all conditions being fulfilled shall be the determining factor in judging the patient's arrival at their buoy.

Note 1: Should a competitor swim to a wrong buoy and signal the team shall be disqualified.

Note 2: The swimming buoy is described as the buoy only and does not include any attaching ropes or straps.

Note 3: Competitors may touch buoys and buoy ropes, but it is not permitted for competitors to use the buoy ropes to drag themselves along the course to reach their allotted buoy.

- (e) The patient must then release contact with the swimming buoy and retire to the seaward side of the swimming buoy and await arrival of the rescue tube swimmer.
- (f) The rescue tube swimmer shall await the patient's signal. The rescue tube swimmer will be in their allocated position on the shoreward side of the start line and may have their feet on or behind the start line.
- (g) The rescue tube swimmer may wear the rescue tube neck strap (harness) and hold the rescue tube and swim fins in their hands or place them on the sand on the shoreward side of the start/finish line. The wearing of the swim fin/s prior to the starting signal is not permitted.

Note 1: Rescue Tube Swimmers, at their discretion, are permitted to wear the lanyard over or across one or both shoulders, or over one shoulder and across the chest.

Note 2: Teams shall be disqualified if the towline/rope of the rescue tube is intentionally shortened by a competitor prior to the rescue tube swimmer entering the water for the purpose of towing the patient (e.g. looping and tying/knotting or clipping the line/rope).

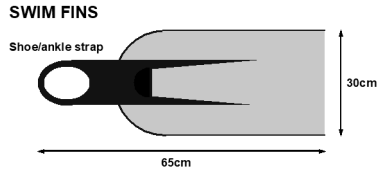
Note 3: Teams shall not be disqualified if the line/rope of the rescue tube becomes wrapped around the patient or is otherwise shortened by the rescue tube swimmer after they enter the water for the swim to the patient.

Note 4: The swim fins shall comply with the following dimensions:

- Maximum 65cm overall length including "shoe" or ankle strap (ankle strap extended).
- Maximum 30cm width at the widest point of the blade.

Section 4 – Swimming Events

- Swim fins are to be measured with the shoe or ankle strap extended but not stretched. The swim fins will not be permitted to be used if they do not conform to specifications or if they are considered a safety hazard.



- (h) On the patient's arrival signal, the rescue tube swimmer shall commence from the start line, enter the water without impeding any other competitors in the event, don the rescue tube harness (if not already being worn) and swim fins at their own discretion and swims seaward to make the rescue of their patient.
- Note:** The team shall not be disqualified if the rescue tube swimmer crosses the start line and then resumes the correct position to correctly await the arrival signal from their patient.
- (i) The rescue tube swimmer swims to the left hand side of the designated buoy (viewed from the beach) to the waiting patient on the seaward side of the buoy.
- Note:** Competitors may touch buoys and buoy ropes, but it is not permitted for competitors to use the buoy ropes to drag themselves along the course to reach their allotted buoy.
- (j) The rescue tube swimmer and/or the patient secures the rescue tube around the patient's body and under both arms and clipped to an O-ring. The patient and rescue tube swimmer must remain behind the buoy line during the 'clip in' process. With the patient clipped into the rescue tube, the rescue tube swimmer continues (clockwise) around the buoy towing the patient to the beach.
- (k) The patient is permitted to assist by sculling with arms under the surface, of the water and kicking but must not swim with an out-of-water arm recovery. The patient must be towed on their back and the patient cannot be towed in any other way than clipped into the rescue tube.
- Note:** Only the rescue tube swimmer is permitted to use the swim fins.
- (l) On return to the beach, the patient and rescuer shall stand, leave the water, and conclude the event by crossing between the finish line denoted by two green or arena coloured finish flags to finish. The patient must remain clipped into the rescue tube and the rescuer must be wearing the neck strap (harness) until they both have crossed the finish line. The rescuer must be in possession of both swim fins when crossing the finish line.
- (m) The finish is judged on the chest of the first competitor of the team to cross the finish line on their feet and in an upright position.

Section 4 – Swimming Events

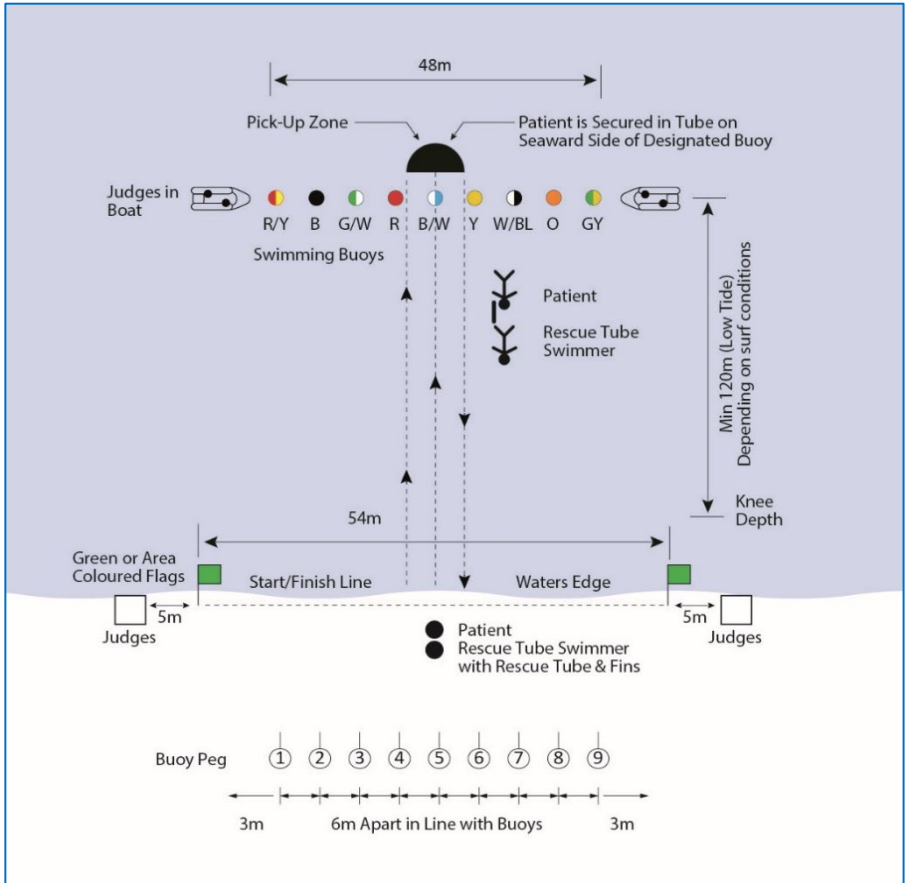


FIGURE 6: RESCUE TUBE RESCUE RACE (2 PERSON)

(Distances approximate only)

Note: The layout of the competition arena, including the beach setup relative to the positioning of the buoys, may be adjusted dependent upon the prevailing surf, sweep, and beach conditions.

4.8 RESCUE TUBE RACE

4.8.1 General Conditions

Rescue Tube Race events shall be conducted under the general rules of Belt Race Events.

4.8.2 The Course

The Course shall be as provided for in the Belt Race Event.

4.8.3 Procedure

- (a) Competitors in the Rescue Tube Race events shall assemble in the marshalling area. When entries have been checked the Marshall shall notify each competitor of their buoy colour and buoy peg.
- (b) After marshalling, the Referee, Sectional Referee or their deputy (e.g., the Marshall or Announcer) shall give the command for the competitors to file into the competition area and proceed to their nominated buoy peg.
- (c) The competitors shall proceed to their allocated buoy peg and lay their rescue tubes at 90 degrees to the starting line and in front of the buoy peg. Competitors may lay the rescue tube to suit themselves provided that a part of the tube is touching against the competitor's individual buoy peg, the tube is placed flat on the sand, and that the rope or belt harness shall not extend on the seaward side of the tube. The competitors will then take up their positions on the seaward side of the starting line.
- (d) At the given signal the competitors shall run up the beach, pick up their respective rescue tubes and enter the water without impeding any other competitor in the event. During the run down the beach the competitors shall don their belt/harness and swim to their allotted buoy and complete the course as per the Belt Race event conditions.

Note 1: Competitors, at their discretion, are permitted to wear the lanyard over or across one or both shoulders, or over one shoulder and across the chest.

Note 2: Competitors shall be disqualified if the towline/rope of the rescue tube is intentionally shortened (e.g. looping and tying/knotting or clipping the line/rope) prior to the start of the race

Note 3: Competitors shall not be disqualified if the line/rope of the rescue tube becomes or is otherwise shortened by the rescue tube swimmer after the start of the race.

Section 4 – Swimming Events

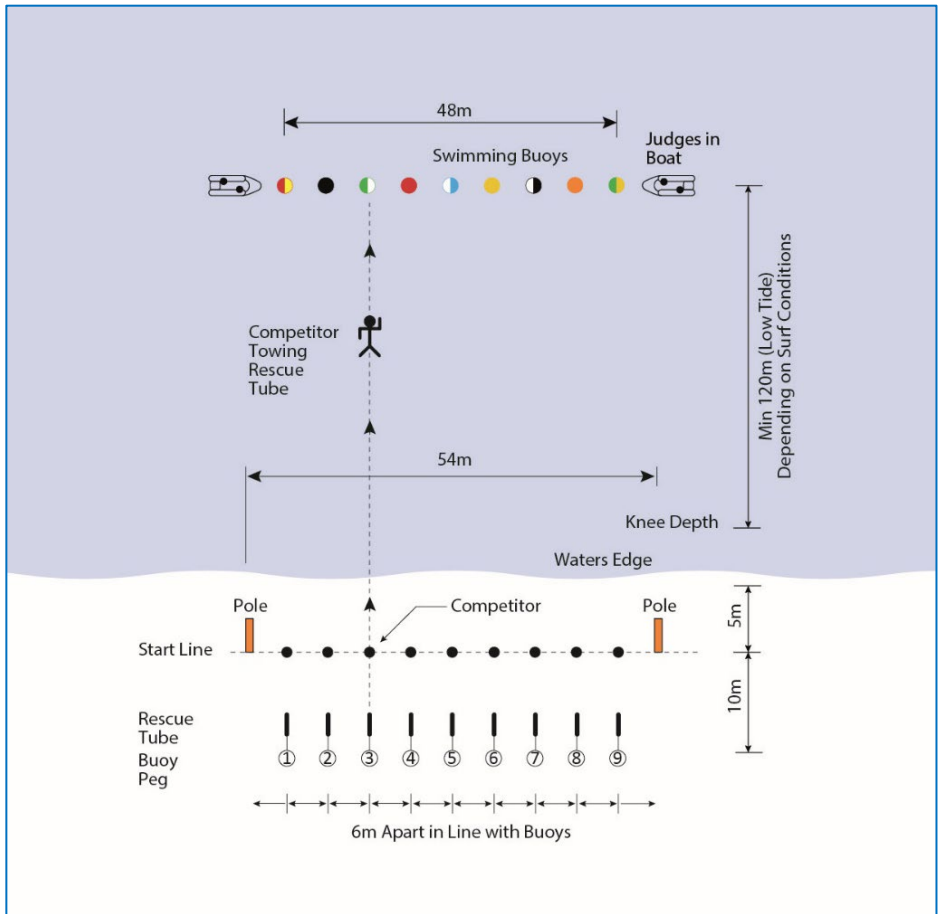


FIGURE 7: RESCUE TUBE RACE (1 PERSON)

(Distances approximate only)

Note: The layout of the competition arena, including the beach setup relative to the positioning of the buoys, may be adjusted dependent upon the prevailing surf and beach conditions

4.9 RUN-SWIM-RUN

4.9.1 The Course

The course shall be as detailed in the diagram.

4.9.2 Procedure

Competitors shall commence from the start line, run along the beach to the green and yellow turning flag, pass around the flag, enter the water, swim to and around the buoys, return to shore, again rounding the green and yellow flag and return to the finish line marked by two green or arena coloured finish flags.

Note: Competitors may touch buoys and buoy ropes, but it is not permitted for competitors to use the buoy ropes to drag themselves along the course to reach their allotted buoy.

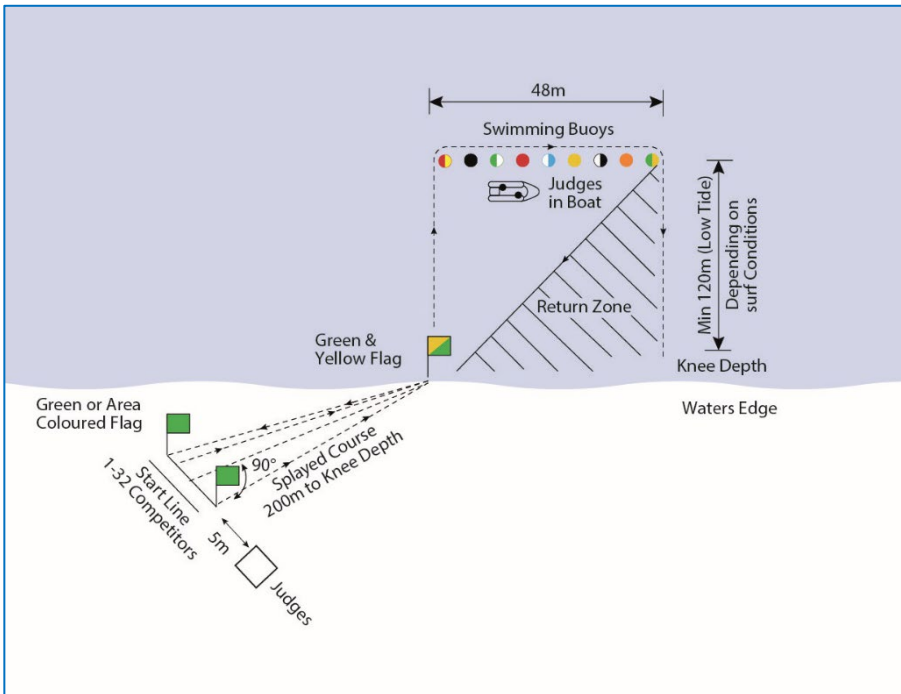


FIGURE 8: RUN-SWIM-RUN

(Distances approximate only)

Note: The layout of the competition arena, including the beach setup relative to the positioning of the buoys, may be adjusted dependent upon the prevailing surf, sweep, and beach conditions.

4.10 WADING RACE

4.10.1 The Course

The course shall be as detailed in the diagram.

Note: Three Water Safety Personnel shall stand in waist depth water (measured at the water safety personnel’s median waist depth level at the time the race is being conducted).

4.10.2 Procedure

- (a) The competitors shall be positioned on the start line.
- (b) On the Starter's signal the competitors shall enter the water and round the three Water Safety Markers from left to right and cross the finish line.
- (c) Competitors may wade, dive, or swim their way around the water Section of the course, return to shore and finish between the two green or arena coloured finish flags.

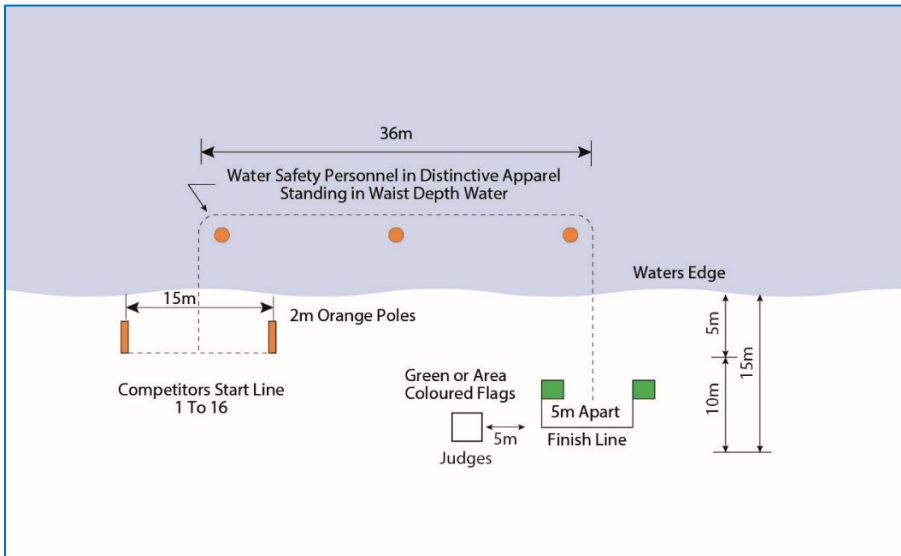


FIGURE 9: WADING RACE

(Distances approximate only)

Note: The layout of the competition arena, including the beach setup relative to the positioning of the buoys, may be adjusted dependent upon the prevailing surf, sweep, and beach conditions.

4.11 WADING RELAY

4.11.1 The Course

The course shall be as detailed in the diagram.

Note: Three Water Safety Personnel shall stand in waist depth water (measured at the water safety personnel’s median waist depth level at the time the race is being conducted).

4.11.2 Procedure

- (a) A wading relay shall consist of four competitors.

Section 4 – Swimming Events

- (b) The No. 1 competitor of each team shall stand on the start line and the remaining team members shall be lined up adjacent to the starting line.
- (c) On the starting signal the No. 1 competitor shall enter the water, round the water safety markers, leave the water, round the two green and yellow flags and return to the start change over line where the No. 2 competitor of their team will have been marshalled into position.
- (d) The No. 1 and 2 competitors must visibly tag (refer Rule 2.21 for definition of a tag). The No. 2 competitor shall enter the water, round the water safety markers, leave the water, round the two green and yellow flags and return to the start change over line where the No. 3 competitor of their team will have been marshalled into position.
- (e) The No. 2 and 3 competitors must visibly tag (refer Rule 2.21 for definition of a tag). The No. 3 competitor shall enter the water, round the water safety markers, leave the water, round the two green and yellow flags and return to the start change over line where the No. 4 competitor of their team will have been marshalled into position.
- (f) The No. 3 and 4 competitors must visibly tag (refer Rule 2.21 for definition of a tag) the No. 4 competitor who shall enter the water, round the water safety markers, leave the water round the first green and yellow flag and run past the second green and yellow flag and run between the two green or arena coloured finish flags to finish.

Note: The SCO line only is required for the start and changeover i.e., once a race has commenced there is no requirement for an outgoing competitor to cross this line after a changeover, but the competitor must be tagged on the shoreward side of the SCO line.

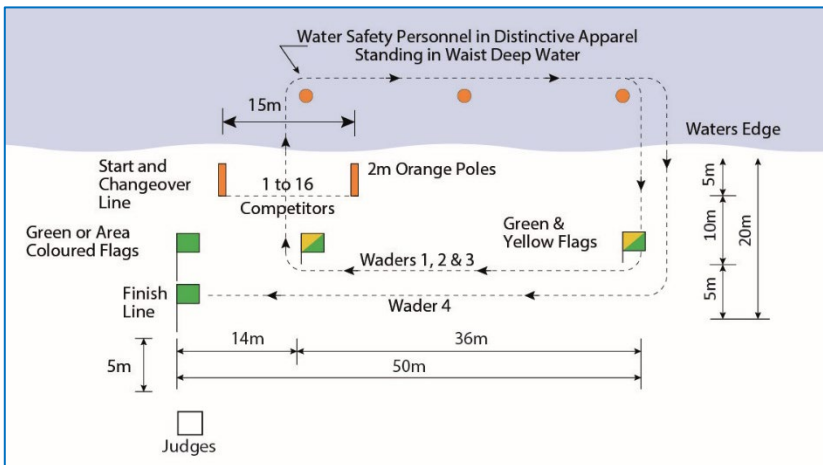


FIGURE 10: WADING RELAY

(Distances approximate only)

Note: The layout of the competition arena, including the beach setup relative to the positioning of the buoys, may be adjusted dependent upon the prevailing surf, sweep, and beach conditions.

APPENDIX A**Surf Reel Specifications**

ITEM	DESCRIPTION	NUMBER REQUIRED	MATERIAL
1	Brake Band 558 x 6 x 25	1	Brass
1	Brake Band 558 x 6 x 25	1	Brass
1	Brake Band 558 x 6 x 25	1	Brass
2	Wood Screw No. x 50	12	Brass
3	Bearing Casting	1	Gun Metal
4	Brake Clip and Chock Casting	1	Gun Metal
5	Arch 1422 x 32 x 32	2	Ash
6	Strap Casting	4	Gun Metal
7	Handle 1410 x 44 x 44	2	Qld. Maple or Coachwood
8	Foot Bracket Casting	4	Gun Metal
9	Nut 6 mm	26	Brass
10	Washer 6 mm	24	Brass
11	Bolt 6 mm x 50	20	Brass
12	Nut 5 mm	4	Brass
13	Cap Nut 13 A/F x 14	8	Brass
14	Bearing Casting	1	Gun Metal
15	Flange Casting	1	Gun Metal
16	Drum Flange 380 Dia. x 32	2	Blondwood or Cedar
17	Batten Support 203 Dia. x 25	1	Qld. Maple or Coachwood
18	Batten Support 200 Dia. x 32	2	Qld. Maple or Coachwood
19	Nail (Flat Head) 2 Dia. x 38	33	Copper
20	Brake Drum Casting or 100 x 32 Wooden Block with Brake Lining	1	Gun Metal
21	Special Nut Casting	1	Gun Metal
22	Handle Casting	1	Gun Metal
23	Washer 10 mm Standard	10	Brass
24	Hex. Nut (Special) 19 A/F x 19	1	Brass
25	Handle Grip 44 Dia. x 125	1	Coachwood
26	Lock Nut 10 mm	1	Brass
27	Dog 38 x 48 x 6	2	Brass
28	Spreader 38 Dia. x 546	2	Cedar
29	Tie Rod 10 Dia. x 648	2	Brass
30	Chock Pin Casting	2	Gun Metal

Section 4 – Surf Reel and Surf Belt Specifications

31	Spreader 35 Dia. x 560	1	Stainless Steel or Cedar (top front spreader bar may be either single or split)
32	Tie Rod 10 Dia. x 635	2	Brass
33	Shaft 19 Dia. x 733	1	Stainless Steel
34	Taper Pin No. 4 Taper x 38	1	Stainless Steel
35	Nut 10 mm	1	Brass
36	Chock Pin Casting	2	Gun Metal
37	Batten 441 x 32 x 13	11	Qld. Maple or Coachwood
38	Tubing 32 O.D. x 28 I.D. x 560	1	Stainless Steel
39	Hook (Small cup hook or V-clip)	1	Brass
40	Wood Screw No. 5 x 13	2	Brass
41	Brake Support 100 Dia. x 32	1	Qld. Maple or Coachwood
42	Plug 28 Dia. x 38	2	Cedar
43	Bolt 6 mm x 64	6	Brass
44	Strap Casting	1	Gun Metal
45	C'sk. Hd. Rivet 6 Dia. x 14	2	Copper
46	Pivot Pin 11 Dia. x 60	1	Brass
47	Handle Axle 10 Dia. x 60	1	Stainless Steel
48	Wood Screw No. 10 x 19	6	Brass
49	Wood Screw No. 10 X 25	8	Brass

SLSA Surf Reel Notes:

- The surf reels used in the U12 to U13 age (but not U13 - U15 combined age) R&R competition and the U14 and under March Past (but not U13 - U15 combined age) March Past competition may be reduced to approximately 75% of the dimensions outlined in this specification. Such reels should be branded in minimum 25mm letters "Demonstration Use Only".
- Full sized reels are to be used in U15 and over March Past and U14 and over R&R competition.
- For March Past and the non-swimming 5 Person R&R event where it is permitted to use a reel equipped with less than the full length surf line, the internal diameter of the drum may be increased, or an insert used provided that the reel is branded in minimum 25mm letters "Demonstration Use Only".

SLSA Surf Reel Construction

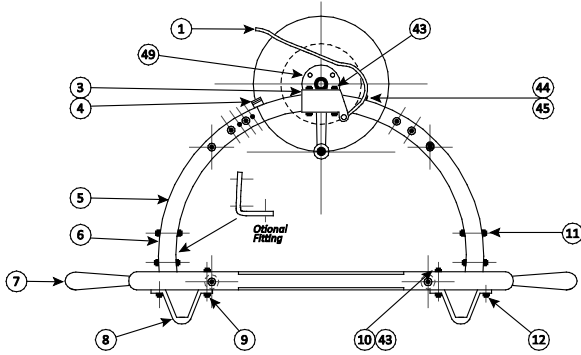


FIGURE 11: SURF REEL DIMENSIONS

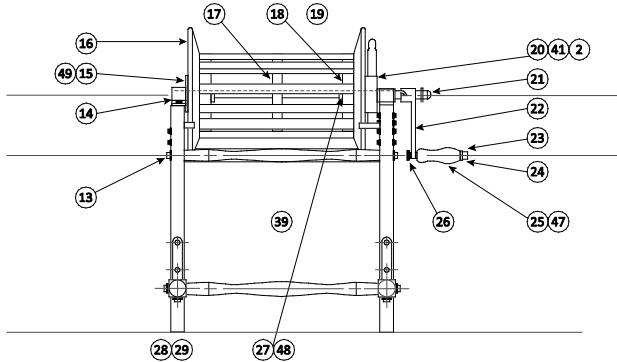


FIGURE 12: SURF REEL DIMENSIONS

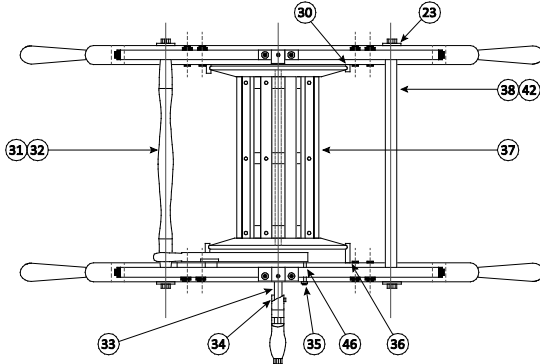


FIGURE 13: SURF REEL DIMENSIONS

Surf Reel Line Specifications

- Laid cotton (may be waxed), braided synthetic, or other construction approved by SLSA
- Minimum length: 250m (suggested 420m)
- Minimum Diameter: 6.00 mm (cleared of excess wax, etc.)
- Minimum Breaking Strain (at time of manufacture): 273kg
- For March Past and U15 and under R&R it is permitted to use a reel equipped with less than the full length surf line. Where such equipment is used the reel must be branded in minimum 25mm letters "Demonstration Use Only".

Surf Line Testing Gauge Specifications

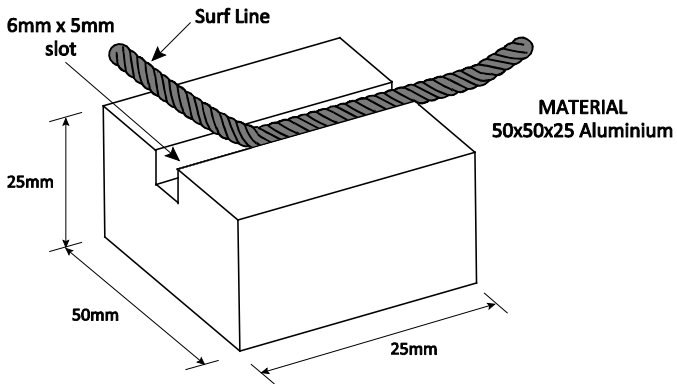


FIGURE 14: SURF LINE TESTING GAUGE

Modified South African Release Belt Specifications

ITEM	DESCRIPTION	NUMBER REQUIRED	MATERIAL
1	Line Dee Casting	2	Stainless Steel or Gun Metal
2	Dee Holder 25 x 250 long	2	Webbing
3	540g Canvas 160 x 610 or synthetic equivalent	2	Trop. Treated Canvas
4	540g Canvas 160 x 308 or synthetic equivalent	2	Trop. Treated Canvas
5	Neckstrap Dee Holder 25 x 300 long	1	Webbing
6	Dee (Internal) 17 x 22	1	Stainless Steel or Gun Metal
7	Buckle (Brace Type Clip)	1	Stainless Steel or Brass
8	Neckstrap 25 x 1422 long	1	Webbing
9	Eyelet 11 mm I.D. x 22 mm O.D.	2	Brass
10	Eyelet 6 mm I.D. x 12 mm O.D.	1	Brass
11	Cord for Pin 254 mm free length	1	Cord after splicing
12	Safety Pin 3.2 mm dia., 32 mm free travel The "Rex Sargeant Pin" also approved	1	Stainless Steel
13	Stud 10 mm dia. x 19 mm	1	Stainless Steel or Brass
14	Hinge Release Supports, 5 mm dia.	2	Stainless Steel
15	Release Hinge 1.2 mm thick	1	Stainless Steel
16	Safety Pin Pull Ring, 25 mm Dia. x3 mm	1	Stainless Steel

Note: The Eyelet and Safety Pin Cord may be located either on the top of the short section of the belt canvas (as shown in the "Drawing: Modified South African Release Belt") or in the centre of the long section of the belt canvas.

“Fineprint” Surf Belt

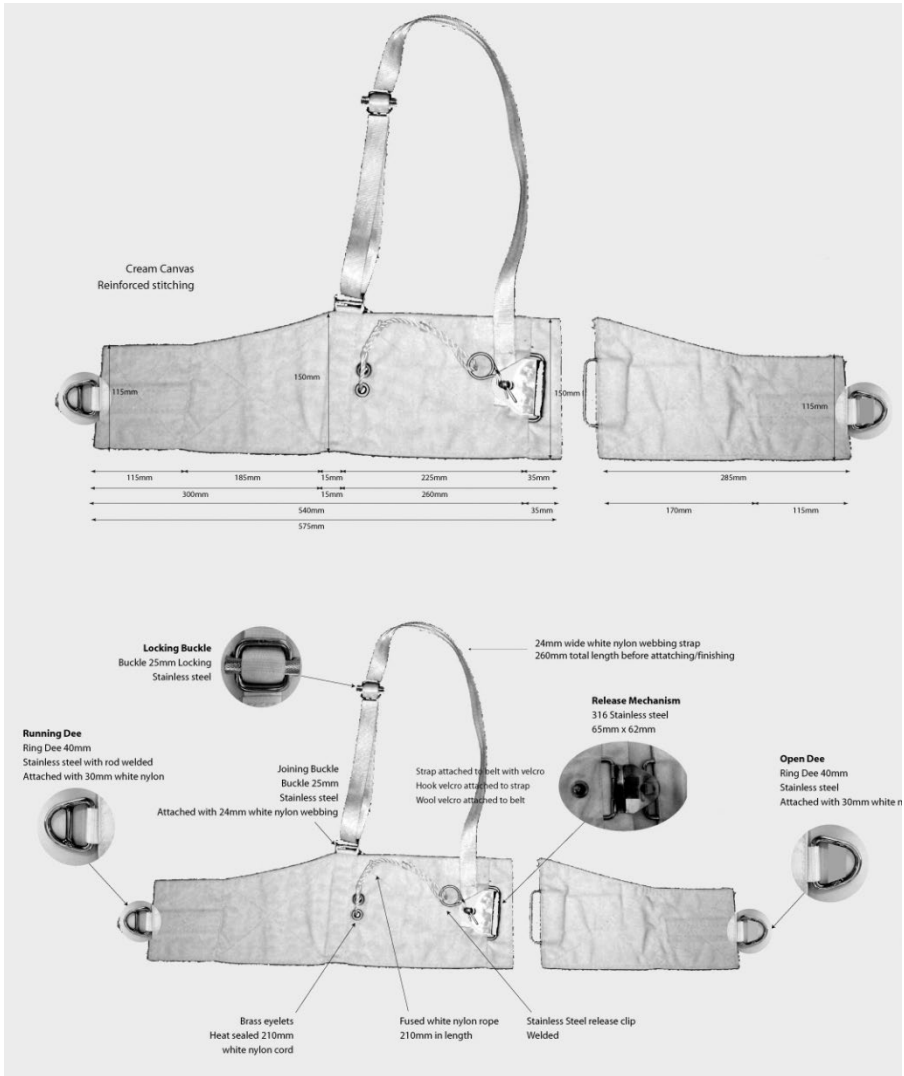


FIGURE 17: “FINEPRINT” SURF BELT

Note 1: Surf Belts attached to Junior Reels may be approximately 75% of the specifications detailed in this Appendix.

Note 2: Upon application to SLSA other surf belts may be separately approved for use.

Commonly Used Knots

The Clove Hitch (Fig 1) is used for making a rope fast to a bar or ring. With one or two half-hitches (Fig 2) it is the knot to be used for joining a surf line to a belt and should also be used for making a rope fast to the eye of an anchor.

The Reef Knot (Fig 3) is not generally suitable for surf work, except First Aid Bandaging.

The Bowline (Fig 4) is used for making a loop that will not slip.

The Fisherman's Knot (Fig 5) this knot is used when joining two surf lines together. Make a simple knot on one rope, with the end of the other rope, and then tie a similar knot on the first rope, with the second rope. Pull the standing parts and the knots will remain fast.

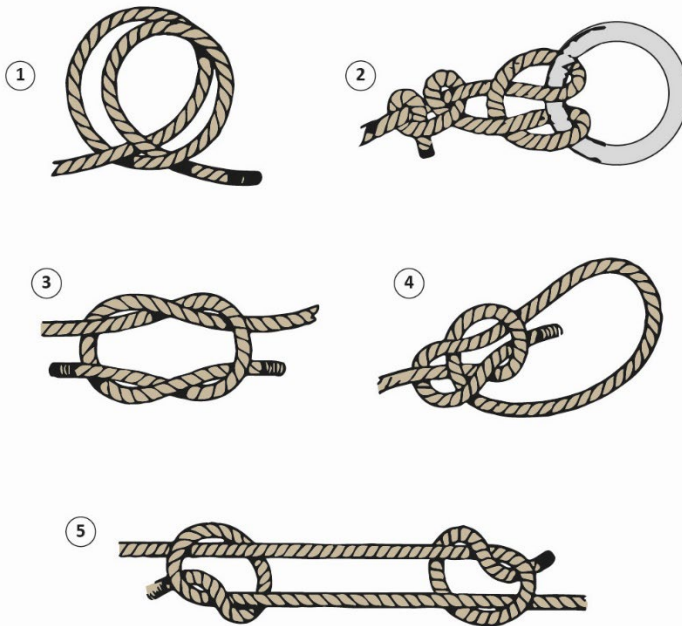


FIGURE 18: COMMONLY USED KNOTS

SECTION 5 SURF BOAT EVENTS

38th Edition Changes to the Revised 37th Edition Manual:

- Ongoing** General – Minor editorial changes have been made that do not affect the intended rules of competition. These changes clarify, simplify, and assist with comprehension of the SSM. The changes also correct observed spelling, grammatical, formatting, and other minor errors.
- October 2025** General – The wording for the dry start of events has been amended i.e., in events where a start line is drawn or a cord is used it is now the competitors’ front *foot* (rather than *toes*) that are to be placed on or behind the line. **Note:** The definition of a foot includes any part of the foot, heel and/or toes.
- October 2025** General – It is clarified that competitors entering the water at the dry start (and changeover of events) may do so at their own discretion and do not need to cross the start line unless otherwise prescribed provided that there is no interference to other competitors.
- October 2025** 5.1 (a) – The Note 7 exception No. (iii) relating to the alternate participation arrangements that apply to the Australian Surf Life Saving Championships has been amended to read:
- (iii) Should a member of any crew become indisposed they may be replaced subject to approval of the Carnival Referee provided the replacement crew member complies with the requirements contained in Sections 2.13 and 2.18 of the Surf Sports Manual and any special entry requirements. Once a crew member has been replaced, they are ineligible to re-enter competition within the event unless:
 - (a) A medical practitioner certifies the competitor fit to resume competition; and
 - (b) The Referee approves the reinstatement.

5.1 GENERAL CONDITIONS

- (a) Boat Crew Definition – a surf boat is an oared craft used by a crew consisting of five competitors, four of whom shall be rowers and the fifth who shall control the boat by a sweep oar and shall be known as the sweep. A crew must commence each race with all five competitors.

Note 1: Refer to the SLSA Surf Craft and Surf Boat Specifications for surf boat details.

Note 2: To be an unrestricted (S3) sweep and to be eligible to compete in all SLSA competition, a sweep must hold a proficient SLSA Bronze Medallion, a minimum current Development Coach Award or equivalent as well as having attended a sweep practical assessment or sat with a panel of sweeps in a formal process of learning and to have been deemed competent to sweep by this panel. A restricted (S2) sweep may participate in competition under the guidance of a sweep mentor in surf conditions rated up to and including 15 under the Surf Risk Rating (SRR) system provided that they have formally commenced the SLSA online Development Coaching Module and sat with a panel of sweeps as part of their skill development. A (S1) pre competition sweep is not permitted to participate in any competition.

Note 3: If the Surf Risk Rating is 16 or above, with the approval of the Carnival Referee, an (S3) Sweep from the same club may replace an (S2) Sweep in a carnival on the condition that the (S3) Sweep is already entered in the carnival and not already competing in the same division. If conditions abate during the event the original (S2) Sweep must return for the crew to continue racing.

- (b) Uniforms/clothing: refer Section 2 of this Manual.
- (c) Boat races may be conducted in the following events:
- Under 19 Men
 - Under 19 Women
 - Under 23 Men
 - Under 23 Women
 - Reserve Men
 - Reserve Women
 - Open Men
 - Open Women
 - Masters Men
 - Masters Women
 - Senior and Mixed Gender Categories

Note 1: With the exception of the sweep (refer Section 2 of this Manual) no crew or individual shall contest more than one of the following categories at the same competition: Open, Open Men or Open Women and Reserve, Reserve Men or Reserve Women categories. The sweep may compete in different grades but can only compete in a particular grade once irrespective of whether they are sweeping or rowing.

An exception to this is that should a member of any crew become indisposed they may be replaced subject to approval of the Carnival Referee provided the replacement crew member complies with the requirements contained in Rule 2. 18 of the Surf Sports Manual and any special entry requirements.

Note 2: When a Women's Boat Race is conducted in a category, the corresponding category becomes a male only event (Refer Section 2).

Note 3: With the exception of masters rowers, an age division crew or individual may compete in a total of two divisions e.g., their own age division, plus an older age division or Open or Reserve Grade (i.e., two divisions in total). masters crews/individuals may compete in their age division plus Open or Reserve Grade.

Note 4: In Masters events, boat sweeps do not need to be eligible masters competitors but must be SLSA Bronze Medallion proficient and hold the necessary SLSA sweep qualifications.

Note 5: The sweep can compete in any of the age/gender masters boat events as the sweep but can only compete once as either the sweep or rower in a particular age/gender event. In other words, a competitor cannot be the sweep of the “A” crew in the 140 years men’s masters boat and then row as a member of the “B” crew in the 140 years men’s masters boat.

Note 6: A member is permitted to compete in U19 to Open SLSA surf boat competition upon reaching 15 years of age and obtaining the SLSA bronze medallion.

Note 7: Alternate participation arrangements apply to the Australian Surf Life Saving Championships and replaces parts of Notes 3-5 above. The alternative rules relate to “double dipping” (i.e., competing in more than one division or age category of rowing) by crews will not be permitted at the Australian Surf Life Saving Championships.

Exceptions to this condition are as follows:

- (i) Sweeps may continue to compete in multiple divisions and gender and age categories but, as per existing SLSA rules, shall only compete in a particular division or category once, irrespective of whether they are sweeping or rowing.
- (ii) Individual rowers from an age crew who are also competing with another crew (i.e., not the same four rowers) in an older age category are permitted to row in a second category at the Australian Surf Life Saving Championships provided that the other crew members are not also doubling up to form separate crews.
- (iii) Should a member of any crew become indisposed they may be replaced subject to approval of the Carnival Referee provided the replacement crew member complies with the requirements contained in Sections 2.13 and 2.18 of the Surf Sports Manual and any special entry requirements. Once a crew member has been replaced, they are ineligible to re-enter competition within the event unless:
 - A medical practitioner certifies the competitor fit to resume competition: and
 - The Referee approves the reinstatement.
- (iv) If an U15 (with Bronze Medallion) U19 or U23 aged competitor is rowing in an older age category made up of mixed age groups they can continue to row in that older age category even if their own individual age division is suspended or cancelled. However, a crew made up entirely of rowers from suspended or cancelled age or gender group(s) shall not be permitted to compete.
- (d) In U19, U23, open and masters divisions the sweep may be of a younger or older age or of a different gender i.e. crews may utilise a suitably qualified proficient male or female club member as their sweep.
- (e) A “warm-up” area may be provided for boats and crews but strict observance of the Referee’s directions relating to its use shall be observed. (Refer Section 2 – Marshalling). Encroachment onto the competition area or interference with any race may result in disqualification.
- (f) All boat rowers and sweeps must wear an SLSA certified surf helmet as defined in the SLSA Approved Gear and Equipment Manual during training and competition except when an accredited boat sweep (during non-competition training) or the Surf Boat Referee (in competition) has issued a dispensation for the wearing of surf helmets. Such a decision is subject to the completion of a documented Surf Risk Rating (SRR) assessment (refer Rule 1.4) that has determined an acceptably low risk level to allow helmets not to be worn.
 - (i) The SRR system provides a methodical hazard assessment of various environmental factors by a Boat Referee and represents the prevailing surf conditions on a numerical scale from 1 – 22+ (1 being the least and 22+ being the most hazardous). A score of 15 and under on the scale usually indicates that the risk of slewing,

broaching, back-shooting, and rolling is limited and as such, the risk levels are deemed acceptably low for the use of surf helmets to be optional.

Note: A SRR rating of 16 or higher will result in helmets being worn.

- (ii) The SRR decision-making process for boat rowing is as follows:
- The SLSA Competition Safety Assessment as detailed in Rule 1.3 is to be completed and considered.
 - The first assessment of prevailing surf conditions using the SRR system is to be made 20–30 minutes prior to the official opening of the warm-up area (if applicable) or the commencement of boat competition.
 - The Boat Panel will assist the Boat Referee by providing advice on assessment of the potentially dangerous nature of the prevailing surf conditions and the abilities of participating crews to handle these conditions.
 - The aim of the process is to gain consensus within the group, if possible, with the Boat Panel providing advice to the Boat Referee. The SRR system is used as a tool to assist in this process.
 - The senior Boat Area Referee shall make the final decision on all matters relating to the conduct of boat competition including the optional wearing of boat helmets. Where appropriate the Boat Referee shall refer to the Carnival Referee and the Competition Committee.

Note 1: Should conditions alter during the course of an event the Referee may reverse the initial and any subsequent decisions in regard to the wearing of helmets.

Note 2: If the SRR assessment is not undertaken a nominal wave height of 1m is considered as the maximum wave height threshold where surf helmets may be considered for optional use. Wave height is only one consideration in assessing surf zone hazards (examples of others could include: a heavy shore break, long-shore drift, shorter wave periods, wind strength and direction).

- (g) A Boat Rowers Panel of at least three (3) qualified and experienced surf boat representatives shall be appointed to discuss boat rowing conditions with competition officials and to represent competitors. The panel may contain representatives from different clubs, Branches or States depending on the nature of the competition. The Competition Committee shall endorse the members of the Boat Rowers Panel for the competition. The Boat Rowers Panel shall act as a communication link between the competitors and officials and act under the following guidelines:
- (i) The representatives of the Boat Rowers Panel shall liaise directly with the Referee on all matters pertaining to the conduct of the competition.
 - (ii) The Boat Rowers Panel will assist in assessing hazards and provide advice to the Referee regarding sport specific safety considerations including recommendations regarding the wearing helmets for a competition in the event of acceptably low risk levels (see Clause 5 (f)). The SRR system may be used to assist this process.
 - (iii) The Boat Rowers Panel may assist the Referee in setting competition courses prior to the commencement of competition.
 - (iv) Any protests regarding surf boat competition shall be dealt with in accordance with this Manual and any subsequent bulletins and entry conditions.
 - (v) The Boat Rowers Panel representatives shall abide with any decision of the Surf Boat Referee, Competition Committee, Referee and/or Appeals Committee.

5.2 SURF BOAT RACING

5.2.1 The Course

- (a) The course shall be as detailed in the diagram.
- (b) The boat turning buoys and the gate buoys should be of distinctive colours in the following order from left to right:

Section 5 – Surf Boat Events

- No. 1 red and yellow
 - No. 2 black
 - No. 3 green with a white horizontal stripe
 - No. 4 red
 - No. 5 blue with a horizontal white stripe
 - No. 6 yellow
 - No. 7 white with a black horizontal stripe
- (c) The turning buoys should be set at a minimum of 350m rowing distance from the end of knee depth water at the low tide mark depending on prevailing surf conditions and should be set in such a position to allow the boats to clear other course buoys by taking a straight course to and from their respective turning buoys.
- (d) The turning buoys should be set so as to provide a course which is as fair as possible and which will give all crews the same distance to row, regardless of which position they are allocated.
- (e) The gate buoys, which are optional at the Referee's discretion for usage on the return journey, should be:
- (i) Set in line with the turning buoys on the seaward side of the break area and inshore from the turning buoys.
 - (ii) Negotiated as directed by the Referee or Sectional Referee.
- (f) The finishing line shall be a line of sight drawn between two orange and blue diagonal flags (or other area colour(s) as determined by the Referee) on poles positioned far enough apart to correspond with the number of buoys laid (see diagram) and to allow all boats to finish afloat.
- In some circumstances a video finish line will be used. In these cases, the finish line will be the line of sight between the video cameras, but the competition area will still be marked by the flags or poles. The Surf Boat Referee will inform competitors when the video is being used as the finish line.
- As an alternative to the above, there is also an option for dry starts and finishes in any combination with wet starts and wet finishes.
- (g) Large, elevated markers in the corresponding buoy colours may be positioned on the beach in each lane to assist sweeps returning to the beach within their lane.
- (h) When it is not possible to provide a fair course over the full number of positions, the Referee at their discretion may reduce the number of crews in each race, including the finals to improve the fairness of racing.
- (i) If it is clearly evident that the turning buoys are not parallel to the beach and therefore not fair for all crews, the buoys may be adjusted immediately at the discretion of the Referee.

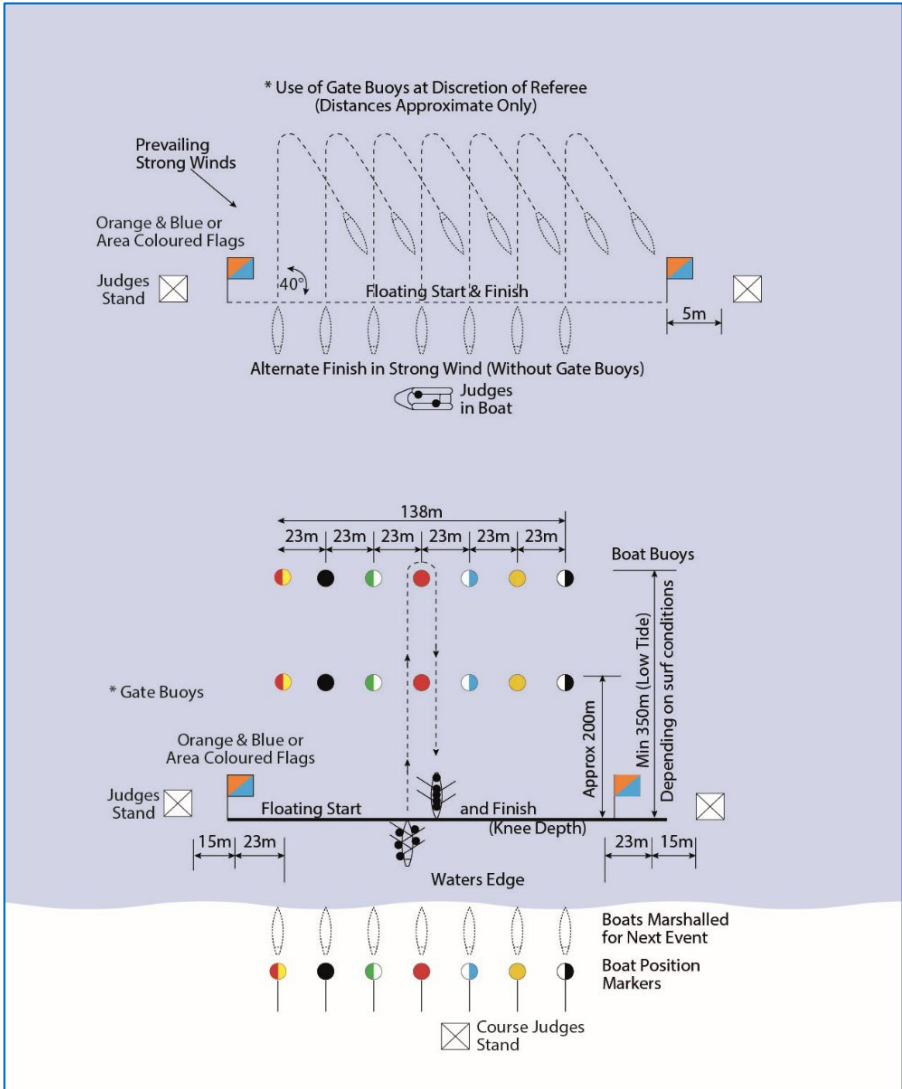


FIGURE 19: SURFBOAT RACE

(Distances approximate only)

Note 1: The layout of the competition arena, including the beach setup relative to the positioning of the buoys, may be adjusted dependent upon the prevailing surf, sweep, and beach conditions.

Note 2: The positioning of the judges in boats will be determined based on conditions and to ensure a clear view at all times.

5.2.2 Pre-Start

- (a) For each race the boat crews shall be marshalled to their allocated positions on the beach near the water's edge with the craft being fully equipped (which includes a rescue tube).
- (b) At the appropriate time for a wet start the Check Starter shall direct the crews to float and hold their boats in their allocated positions approximately 23m apart, in readiness for a race start.

Starts may be wet or dry and will be decided by the Referee. In the event of a dry start being utilised, coloured markers corresponding with the buoy colours will be placed in line on the beach, approximately 10m from the water's edge. A crew member from each crew shall line up behind their allocated marker in readiness for a race start. The remaining four crew members shall be with the boat that may, dependent on the conditions, be floating in the water or held at the water's edge. In the event of a dry start, a handler may be permitted to assist with the handling of the boat, but they must not interfere with any other crews or provide any assistance that would increase the speed of the boat they are handling.

Note: A handler shall not be considered to be a competitor but shall be required to:

- (i) Be a financial SLSA member.
 - (ii) Wear a high visibility vest if entering the water beyond knee depth water or, if required by the event organiser, the provided handler's vest and/or other provided garments.
 - (iii) A handler, if directed by the event organiser, must also wear a competition cap or helmet.
 - (iv) Comply with all instructions from Officials and comply with all SLSA rules and policies.
 - (v) Make every effort to ensure that they, or the equipment that they are handling, does not impede another competitor, otherwise the competitor may be subject to disqualification.
- (c) The Check Starter shall hold a flag aloft when the crews are in line and ready to race. At the discretion of the sweep, a crew may draw their boat back from the line if they so wish, provided the boat is stationary at the time of the start. If crews disregard the directions of the Check Starter or Starter they may be disqualified.
 - (d) When the Check Starter raises their flag, this signals to the Starter, who should be in an elevated position approximately mid-field on the beach, that the crews are ready to race.
 - (e) Prior to the start, if a crew has a problem, the sweep may raise their arm to indicate that their crew is not ready to race. If this situation occurs, the Check Starter may lower their flag and the Starter may lower their gun. Once the problem has been rectified the start process may recommence. If a crew disregards the further directions of the Check Starter they may be disqualified.

5.2.3 The Start

- (a) The Starter shall make every effort to ensure that all crews are given a fair and even start. However, the decision for the crew to "in and away" is ultimately the responsibility of the sweep and crews cannot protest the start. If the Referee, Starter or Check Starter is not satisfied that the start has been fair for all crews the race shall be recalled by way of a second shot from the gun or a whistle blast.
- (b) For a dry start, when the start signal is given, a crew member shall run to the boat. When they visibly touch any part of the boat (not the oars) the crew may board the boat and commence rowing. Failure by the runner to visibly touch any part of the boat (not the oars) before the crew boards may result in disqualification.

5.2.4 The Seaward Journey

- (a) On the starting signal the boats shall be rowed to sea. Crews should endeavour to steer a straight course to their allocated turning buoy. Failure to steer a straight course to their allocated turning buoy may result in a penalty or disqualification if another crew is impeded or disadvantaged by such action.
- (b) During the seaward journey if a boat is swamped and overturns, the crew may right and empty the boat and continue the race. To achieve this, it may be necessary for the crew to return the boat to shore. If a time limit has been advised and it is clearly evident that a restarting crew will not complete the course in the allowed time, the Referee should withdraw the crew from the race to prevent delays to the program.
- (c) Replacing of boats, oars, rowlocks, and other gear – equipment may be replaced only during the seaward journey of a race by other club members. Club members may place replacement gear for collection by the crew at the water's edge and adjacent to the starting line as directed by the relevant officials.

Note 1: It is permitted for any member to assist in removal of damaged or lost boats and/or gear from the competition area to assist in maintaining safe competition.

Note 2: It is not permitted for any non-crew member to recover lost boats and/or gear and place the recovered boats and/or gear on the start line for reuse by a crew during a race.

- (d) If a crew runs aground whilst steering a straight line to their allotted turning buoy the Referee may halt the race and re-run that particular heat of the race or place the crew in another heat or round of the race.

5.2.5 The Turn

- (a) Turns are usually made from left to right (right hand in). However, this may change at the discretion of the Referee after giving due consideration to the sea conditions applicable at the time of that round. If a decision is made to change from “left to right” to “right to left”, all crews must be informed of this change. Failure to make the turn in the correct direction shall result in disqualification.
- (b) The turn shall be affected giving due consideration to other competing crews. The turn should be kept as tight as is required, so as not to impede other competing crews. This applies when approaching and departing the turning buoys (see diagram). Impeding another crew may result in a penalty or disqualification.

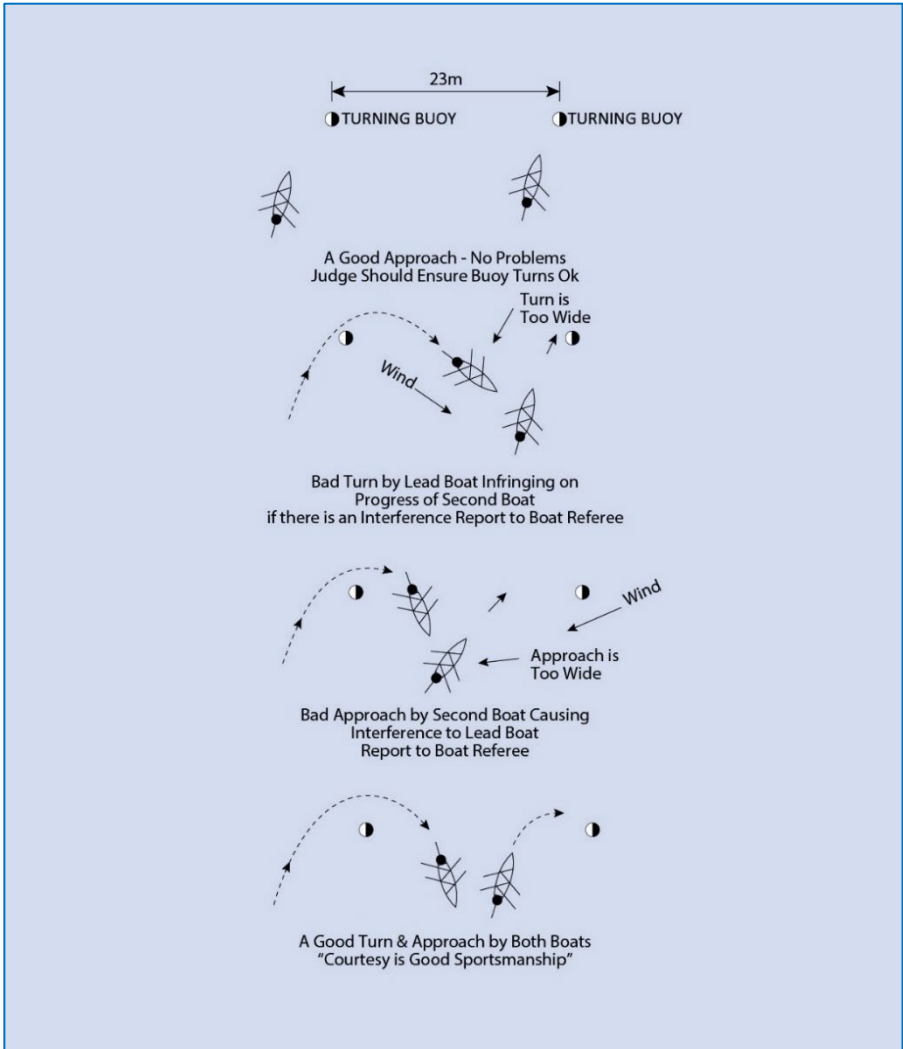


FIGURE 20: SURFBOAT TURNS AT BUOYS
Some typical situations

5.2.6 The Return Journey

- (a) After completing the turn, crews should make every effort to steer a straight course to the finish line. Failure to do so may result in a penalty or disqualification if another competing crew is impeded or disadvantaged by such action.
- (b) Boats taking a wave must keep clear of boats in front of them and may pass other boats on either hand. Failure to comply may result in a penalty or disqualification if another crew is impeded by such action.
- (c) If a crew overturns its boat after completing the turn and before crossing the finishing line (or in the case of a dry finish, the runner completing the course) the crew may be permitted to continue in the race after ensuring the safety of all crew members who were in the boat at the time of the roll over.
 - (i) This is to be demonstrated by all crew members who were in the boat at the time of the roll over firstly completing a head count to ensure that every member is at the surface and safe and then one of the crew giving the SLSA “All Clear” signal. The crew may then proceed to complete the race as described in “The Finish” clause of this Section.
 - (ii) Only those crew members who rounded the buoy in the boat are eligible to assist their boat finishing the race.

Note: Should a boat in a race cause another boat to overturn the Referee may assess the circumstances and shall decide whether the affected crew may progress to the next round. However, there shall not normally be a re-run of the final in such circumstances.

- (d) When gate buoys are in use, crews must pass through their allocated gate as decided by the Referee. The Referee shall advise crews of the boat buoy usage. Any changes made during competition shall also be advised to crews. Failure to negotiate the correct gate shall result in disqualification. If another crew cannot pass through their gate buoy as a result of failure by another crew to correctly negotiate their correct gate, the matter shall be adjudicated upon by the Referee.
- (e) Should a boat on the return journey, when close to the finish line be stopped by grounding, this boat shall be deemed to have finished the race. This boat may be allocated a placing as decided by the finish Judges provided that the boat is not full of water and is heading towards the finish line.

5.2.7 The Finish

- (a) A wet finish placing shall be determined when any part of the hull of the boat crosses the finish line under the control of the crew and properly equipped from the seaward side between the finishing flags or when a boat runs aground. The crew may recover a boat that has crossed the finish line not under the control and/or properly equipped and then again cross the finish line correctly to record a finish placing result.

Note 1: “Under control” is defined as a boat being in an upright position with a crew of at least three members in contact with the boat and the boat moving in a direction towards the finish line.

Note 2: “Properly equipped” to complete the finish is defined as a boat equipped with a minimum of three rowing oars or two rowing oars and a sweep oar which shall be in the boat or in the rowlocks.

Note 3: Where video cameras are used to assist with the judging process the judging (finish) line may be modified to accommodate the optimum use of such technology e.g., rigid poles without flags may be used. The standard finish flags may then be placed on the shoreward side of the rigid judging line poles and as close as practical to the rigid judging line poles. Boats are expected to proceed past the judging line and through the finish flags to complete a race.

- (b) A dry finish is determined when a crew member leaves the boat and runs to their allocated position marker and crosses the line. The crew member may leave the boat at any time after the turn has been completed and must cross the line whilst remaining in an upright position on their feet.

An alternate to crossing the line to finish may be prescribed by the Referee. In such circumstances the crew member leaves the boat as described and then is required to touch the crew’s finish marker whilst remaining on their feet.

- (c) Any boat that dislodges a judging stand so as to impede judging shall be disqualified. If one boat causes another boat to dislodge a judging stand then the matter shall be adjudicated upon by the Referee.

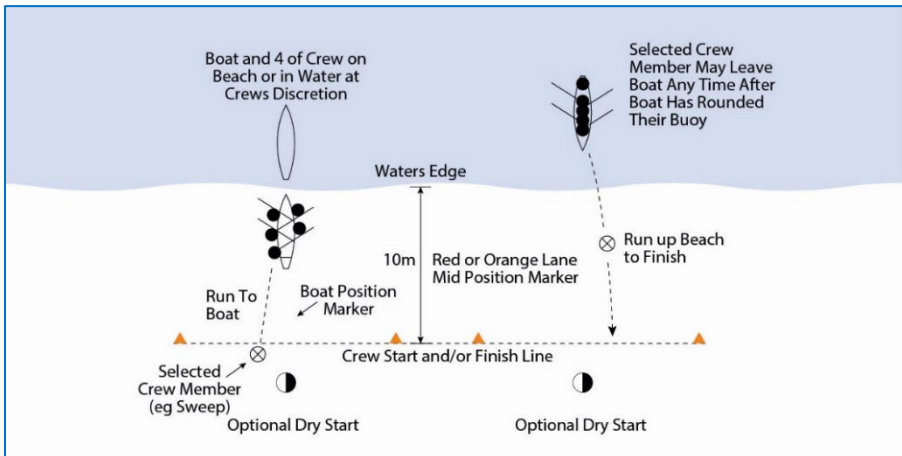


FIGURE 21: SURF BOAT RACE OPTIONAL START AND/OR FINISH

5.3 RACING FORMAT

- (a) SLSA may conduct surf boat events in either “Elimination”, “Round Robin”, “Other” or a combination of racing formats.
- (b) Appendix A contains a standard format for the conduct of round robin racing.
- (c) The Competition Committee, Referee or Sectional Referee shall decide the racing format and shall advise competitors accordingly prior to the commencement of the competition, or prior to the first round of each boat race. The Surf Boat Panel shall be consulted in this process.

Note: If conditions dictate, the Referee or Competition Committee may vary the racing format during the course of competition. The Surf Boat Panel shall be consulted in this process.

5.4 SHORT COURSE BOAT EVENT

The Surf Boat Rules set out in this Section will apply except where varied as follows:

- (a) Race distances will be a minimum of 200m from knee deep water at low tide depending on prevailing surf conditions or at the Surf Boat Referees discretion in consultation with the Boat Panel. There shall be no requirement for the use of gate buoys.
- (b) Unless otherwise advised a dry start and finish shall apply.

- (c) At any point after having successfully rounded their buoy, one member of the crew (including the sweep) may leave their boat to finish the race.

5.5 SURF BOAT RELAY

5.5.1 Procedure

- (a) Relay teams shall consist of three crews. These crews shall be one (any age or grade) male crew, one (any age or grade) female crew and a U19 (not gender specific) crew.

Note: A member is permitted to compete in SLSA surf boat competition when they are in the U17 age category (i.e., upon reaching 15 years of age as at 30 September in a competition year).

- (b) Crews are permitted to row only in one leg of the relay race.

Note: Individual Rowers are permitted to row only one leg of the Surf Boat Relay.

- (c) Sweeps may participate in more than one leg of the race. A rower may row in one leg and sweep other legs of the event.
- (d) Crews are permitted to row in any order.
- (e) The General Rules of Racing as described in Rule 5.1 (Surf Boat Events – General Conditions) shall apply except where varied by these rules.

5.5.2 Equipment

- (a) Relay teams may use multiple boats in the Surf Boat Relay event.
- (b) Replacement of a boat, oars and gear may also occur in each leg in accordance with the standard rules for boat races.

5.5.3 Course

- (a) Standard boat racing rules shall apply. The length of the course may be shortened (refer Short Course Distances Clause 5.4) by way of entry circular.
- (b) In boat relay races there is an increased potential for boats on the course interfering with others in the race because of the three legs that comprise each race.
- (c) Unless very favourable weather and water conditions exists the maximum number of teams to compete in any one heat, round or final of the relay race in each race shall be five teams. Teams shall use alternate buoy positions i.e., positions 1, 3, 5, 7 and 9.
- (d) If favourable weather and water conditions permit the Referee or Boat Referee may, based on their assessment, allow up to a maximum of seven teams to compete in any one heat, round or final of the relay race.
- (e) Each racing position shall have two beach flags (corresponding to the colour of the teams turning buoy) positioned 15m from the water's edge and approximately 5m apart. The beach flags shall be the start/finish line for each leg of the race and finish point for the race for each team. The flags for all teams should normally be placed in a straight line across the whole of the area.
- (f) The standard boat in-water finishing flags shall be placed in the water at either side of the course as per conventional races. All boats must start and cross within these flags for the finish of each leg of the relay race.

5.5.4 Start

- (a) The first crew shall float their boat in the water as with a wet start for an individual race approximately adjacent to the team's allocated beach flags.
- (b) One member of the crew is positioned between their respective beach flags with their front foot on or behind a line between the two beach flags and awaits the starter's signal before running to the boat.

- (c) The balance of the crew remains with the boat and cannot enter the boat until the runner touches any part of the boat (not the oars). A handler may be permitted to assist but they must not interfere with any other crews or provide any assistance that would increase the speed of the boat they are handling.
- (d) On the Starter's gun, the crew member runs to the boat. The crew is not permitted to enter the boat until the runner has touched any part of the boat (not the oars).
- (e) The crew then rows the course as per the standard rules for boat races and as described in this Section.

5.5.5 Change Over's Between Relay Legs

- (a) A crew member may leave the boat at any time after the turn has been completed and run to and through the team's allocated beach flags on their feet. The first crew member and a member of the second crew who is waiting with their front foot on or behind the start change over line must visibly tag (refer Rule 2.21 for definition of a tag).
Note 1: The incoming crew member is not required to pass through the "in water" finishing flags to affect the tag.
- (b) Following the tag, the runner from the second crew then runs to the balance of their crew who are waiting with their boat on the sand or in the water behind the in-water finish flags. The crew competing in the next leg cannot enter the boat until the runner touches any part of the boat (not the oars).
- (c) The same processes then apply to the second and third crews except that the third crew finishes the race as described in "The Finish", (refer Rule 5.5.8).

5.5.6 Boat Management

- (a) Unless otherwise provided for in these Rules, all crews involved in the boat relay may handle the equipment inside the competition arena.

When handling boats within the competition area during competition progress team members shall:

- (i) Comply with all instructions of officials.
- (ii) Make every effort to ensure that they and/or the boats they are handling do not impede another team, otherwise their team may be disqualified, and the team be the subject of disciplinary action.
- (iii) Hold the boats as directed by the relevant official.

This will assist with the safe moving and controlling of boats and the fair conduct of competition.

- (b) Handlers not in the race may also assist move boats and gear to their team's start area prior to the commencement of each leg of the race and assist by bringing any other replacement boats and/or gear to the seaward side of the start/finish line only.

Note: These handlers shall not be considered to be competitors but shall be required to:

- (i) Be a member of the same club or team as the crews and be entered at the competition (exemption may be given by the Referee for a member of another club or team to be a handler provided that the handler is entered at the competition).
- (ii) Wear a competition cap.
- (iii) Wear a distinctive high visibility pink, orange, yellow, green or red coloured vest as determined by SLSA (or relevant SLS Competition Organiser) if entering the water beyond knee depth.
- (iv) Comply with all instructions of the officials. This includes moving the craft they are handling and themselves well away from the course to a position well clear of the judge's line sight to the finish area.

- (v) Make every effort to ensure that they, or the equipment that they are handling, does not impede another crew, otherwise both their competitor and the Handler may be subject to disqualification.

5.5.7 Boat Roll Overs

- (a) Standard boat roll over rules apply as per the rules for boat races.

5.5.8 Finish

- (a) A minimum of three rowers or two rowers and the sweep must be in control of the properly equipped boat until any part of it passes through the in-water finishing flags positioned on either side of the course.

Note 1: “Under control” is defined as a boat being in an upright position with a crew of at least three members in contact with the boat and the boat moving in a direction towards the finish line.

Note 2: “Properly equipped” to complete the finish is defined as a boat equipped with a minimum of three rowing oars or two rowing oars and a sweep oar which shall be in the boat or in the rowlocks.

- (b) After the first part of the boat has passed through the in-water finish flags one or more runners release contact with the boat and runs to the teams allocated beach flags and across the team’s allocated start/finish line.
- (c) An alternate finish may be prescribed by the Referee.

5.6 PENALTIES AND DISQUALIFICATIONS

- (a) In the event of a rule infringement a crew may be either penalised or disqualified as determined by the Referee or Sectional Referee.
- (b) If a penalty is applied in an elimination round, a crew may be allocated a placing and could continue in the event or be eliminated, based on the placing allocated.
- (c) If a penalty is applied in a round robin the crew may be allocated a placing (and/or placing points) and shall be permitted to continue in the round robin to determine progression to the next round of the event.
- (d) If a crew is disqualified in an elimination round, they cannot compete in further rounds of that category of competition from which they are disqualified and lose all standing in that event.
- (e) If a crew is disqualified in a round robin race for a matter other than “abuse/inappropriate behaviour” or “competing unfairly” (refer Section 2), they will lose all standing in that race (i.e., placing/points) but may continue in the round robin.

APPENDIX A

Round Robin Boat Racing Procedures

- 1 Surf, beach, weather, and time constraint issue conditions permitting, "round robin" racing may be conducted over three rounds to determine qualifiers to further rounds of competition in boat events. Progression into further rounds and finals shall then be by elimination. The conditions detailed are not to be subject to protest.
- 2 Qualifiers to further rounds of the competition will be determined based on total points gained in the rounds of the round robin (unless otherwise disqualified from the event). The points available in each of the rounds of the round robin are as follows:
 - 1st place: 10 points
 - 2nd place: 9 points
 - 3rd place: 8 points
 - 4th place: 7 points
 - 5th place: 6 points
 - 6th place: 5 points
 - 7th place: 4 points
 - Did Not Finish (DNF): 3 points
 - Did Not Start (DNS): 0 points
 - Disqualification (DQ): 0 points

Note 1: A DNF result and points may be allocated to crews who have made a "reasonable attempt" (as determined by the Referee or their delegate) to complete the course in the allowable time limit (if established).

A reasonable attempt may be defined as a crew:

- Making continuous attempts to complete the course and have been significantly impacted by forces outside their control (e.g. surf conditions or other crews) and time has been exhausted.
- Being directed by an official not to re attempt the seaward journey after they have correctly reset their boat and equipment from an earlier incident in the race
- Being directed to get into/on a safety craft and are therefore unable to get into their boat to attempt to complete the course.

Note 2: If a crew finishes a race without incident but are outside the finish area (as per Rule 5.2.7(a)) or the set time limit (Rule 2.23 refers), the crew shall be disqualified and allocated zero points for that round.

Note 3: It is not always possible to have heats of equal size within a round of a division. For example, a round may have two heats of 5 crews and one heat of six crews. Crews shall be allotted the points based on the position they cross the line (or otherwise), regardless of their heat size.

- 3 In the event of a dead heat in an individual round of the round robin, equal points shall be allocated for the placing achieved. For example, if two crews finish equal first in a race, they shall be awarded 10 points each, with the crew finishing third being awarded 8 points.
- 4 At the completion of the Round Robin racing any crews on equal points who are in contention to qualify for future racing, or to determine an overall final result (if no finals are planned to be conducted - see notes below), result shall be decided on the following basis:
 - (a) The crews involved will be compared firstly on head-to-head results, with the winner of the head-to-head qualifying to the next (elimination) round of racing.

For example, if Crew A and Crew B only raced each other in heat two of the second round and Crew A beat Crew B in that race, then Crew A will qualify for the next round.
 - (b) If the crews have not raced each other, or are still equal after comparing head-to-head results, the relative places from all round robin racing will be reviewed and the crew with the highest individual placing will proceed over the other crews.

Section 5 – Surf Boat Events

For example, if one of the crews on equal points has a first place, they will proceed over other crews who did not receive a first place in the rounds. This comparison will continue for second, third etc., places until there is a clear qualifier.

- (c) If the crews are still equal after both of these comparisons, then the round robin result will be declared a dead heat between the crews involved (as per Rule 2.24). All crews achieving the dead heat will share the round robin finish result and/or be allowed to progress in the competition.

Note 1: If no finals are able to be conducted after the conclusion of round robin racing, (e.g. deteriorating ocean and/or weather conditions) the Referee, in conjunction with the Competition Committee, shall decide whether the procedure detailed above will decide whether it is appropriate to declare an overall result or to abandon or postpone the event.

Note 2: If no finals are planned to be conducted after the conclusion of round robin racing (e.g. an event involving up to, say six crews where a single final is not appropriate) the procedure detailed above will determine the overall event winner and placegetters.

- 5 Prior to the first round of an event commencing the Referee shall advise the number of qualifiers to progress to the elimination rounds of each division of competition or the finals (as appropriate).
- 6 If a crew is disqualified from a round robin race (other than for Competing Unfairly, Abuse/Inappropriate Behaviour or a Code of Conduct breach), they will receive zero points for that round but may be permitted to continue to compete in any following rounds.
- 7 If a crew is disqualified in a round for a serious discipline offence (e.g., Competing Unfairly, Abuse/Inappropriate Behaviour or a Code of Conduct breach - as detailed in Section 2), they are disqualified and lose all standing in the event. Other penalties may also apply.
- 8 If a penalty is applied a crew may continue in an event or be allocated placings or points (in the round robin) or be eliminated from a round or event as determined.
- 9 A "penalty" is defined as a punishment or consequence as a result of an infringement or breach of the competition rules. Penalties may include but are not limited to:
 - (a) Allocation or reallocation of placing(s) (and therefore points in the round robin). In such circumstances the aggrieved crew may be allocated or reallocated placings and therefore points, and the crew may be permitted to continue through to the following round if they qualify on points.
 - (b) Elimination from a round in round robin racing (but allowed to continue) in the event. In such circumstances zero points will be allocated to the crew in that particular round of the round robin, and the crew may be permitted to continue through to the following round if they qualify on points
 - (c) Total disqualification from the event.

APPENDIX B

Surf Boat Usage Policy (as taken from SLSA Policy 1.02)

Surf Boats Usage	
Competition	Training*
Minimum 15 years of age, and Proficient Bronze Medallion holders or having met requisite for Bronze Medallion [^]	14 years of age and Proficient Surf Rescue Certificate holders or met prerequisites for Bronze Medallion Non-high intensity training Qualified sweep

*Training is focused on building competence and confidence in/on these craft and should be undertaken in clam surf or still water conditions.

[^]There are different membership obligations for members to be eligible to compete in inter-club non-championship, and championship competition. Specifically, members having met the prerequisite for Bronze Medallion are limited to participating in non-championship competition for a maximum of 120 days. Refer to Section 2.2 for details.

Note 1: Competition as a sweep is not permitted until a member has met the appropriate competition prerequisites.

Note 2: For full details of SLSA Surf Boat Specifications and Use of SLSA Equipment Policy (1.02) refer to the SLSA website Members Area.

SECTION 6
SURF SKI AND SURF BOARD EVENTS

38th Edition Changes to the Revised 37th Edition Manual:

- Ongoing** General – Minor editorial changes have been made that do not affect the intended rules of competition. These changes clarify, simplify, and assist with comprehension of the SSM. The changes also correct observed spelling, grammatical, formatting, and other minor errors.
- October 2025** General - The wording for the dry start of events has been amended i.e., in events where a start line is drawn or a cord is used it is now the competitors' front *foot* (rather than *toes*) that are to be placed on or behind the line. **Note:** The definition of a foot includes any part of the foot, heel and/or toes.
- October 2025** General - It is clarified that competitors entering the water at the dry start (and changeover of events) may do so at their own discretion and do not need to cross the start line unless otherwise prescribed provided that there is no interference to other competitors.
- October 2025** 6.2.2(d) and 6.3.2(d) – The dry finish for single and double skis has been amended from 15 metres to now be a minimum of 5 metres from the water's edge.
Note: The corresponding diagram has also been amended to reflect the reduced run distance.

6.1 GENERAL CONDITIONS

(a) Racing rules contained in this Section shall apply to the Single Surf Ski, Double Surf Ski and Surf Board Races.

(b) A Single Surf Ski is a craft propelled primarily by a competitor with a paddle and a Double Surf Ski is a craft propelled by two competitors both starting the race each with a paddle.

Note: Refer to the SLSA Surf Craft and Surf Boat Specifications for single surf ski and double ski details.

(c) A Surf Board is craft propelled primarily by a competitor's hands and arms. No artificial means of propulsion may be used in board races i.e., hand webs, wetsuit or lycra long sleeves, arm bands etc.

Note: Refer to the SLSA Surf Craft and Surf Boat Specifications for all surf board details.

(d) Board and ski competitors may pass through the swimming buoys not related to their course on their craft. Should impediment occur as a result the onus is on the competitor that chose that direction.

(e) A member is permitted to compete in all single and double ski events when they are in the U17 age category (i.e., upon reaching the age of 15 years as at 30 September in a competition year).

Note: U15 age competitors who obtain the SLSA Bronze Medallion are permitted to participate in U17 age team events with the exception that they cannot compete on a ski until they are in the U17 age category.

(f) Replacing craft and/or paddles (as appropriate) is permitted during a race provided such replacement is effected before the competitor rounds the last course buoy. Team or club members shall be permitted to assist a competitor in replacing equipment, but only to the extent of placing the nose of the replacement ski and/or paddle at the water's edge and adjacent to the start line or the board on or behind the start/changeover line.

(g) To assist with the safe conduct of competition it is permitted for any member to assist in the removal of any damaged or abandoned equipment from the competition course.

(h) The use of SLSA Surf Boards in relation to age groups is detailed in Appendix A of this Section.

6.2 SINGLE SKI RACES

6.2.1 The Course

(a) The course shall be as detailed in the diagram.

(b) The centre of the start line is to be in line with the first turning buoy but may vary, dependent on surf conditions, at the discretion of the Referee.

(c) The finish line for the Single Ski events shall be between two finish flags corresponding to the orange buoy or arena colours. The centre of this line is to be relative to the third turning buoy or offset to allow for the prevailing surf conditions.

6.2.2 Procedure

(a) The start shall be by having skis afloat and in line, with each competitor holding the ski ready to push off. A Check Starter should be positioned in the water and shall signal when the competitors are in line and ready to start. Any competitor who disregards the Starter or Check Starter's directions shall be disqualified. The distance between skis at the start should be approximately 1.5m.

Note: If conditions are such that the starter cannot provide a fair start a dry start is to be effected.

- (b) On the starting signal from the Starter, the competitor should paddle their ski around all buoys and return to the finish line.
- (c) A wet finish placing shall be determined when any part of the ski crosses the finish line being ridden, gripped, or carried by the competitor.

Note 1: To correctly complete a race a competitor must have (or have regained) their ski and paddle and cross the finishing line from the seaward side whilst maintaining contact with their ski and paddle.

Note 2: A competitor may lose contact or control of their ski and/or paddle without disqualification and may recover a ski and/or paddle that have crossed the finish line and then again cross the finish line from the seaward side with their ski and paddle to correctly record a finish placing result.

- (d) A dry finish shall be determined when a competitor leaves their ski and paddle and runs across the finish line which is placed on the beach a minimum of five metres from the water's edge, as per the diagram. The competitor may leave their craft and paddle at any time after the final buoy turn has been completed and must cross the line whilst remaining in an upright position on their feet.

Note 1: A competitor must paddle their ski (including paddle) around all the course buoys but shall not be disqualified if they lose control or contact with their craft after the last course buoy on the return journey.

Note 2: At the finish of the event, competitors may be assisted by a handler. A handler shall not be considered to be a competitor but shall be required to:

- (i) Be a financial SLSA member.
- (ii) Wear a high visibility vest if entering the water beyond knee depth water or, if required by the event organiser, the provided handler's vest and/or other provided garments.
- (iii) A handler, if directed by the event organiser, must also wear a competition cap.
- (iv) Comply with all instructions from Officials and comply with all SLSA rules and policies.
- (v) Make every effort to ensure that they, or the equipment that they are handling, does not impede another competitor, otherwise the competitor may be subject to disqualification.

6.3 DOUBLE SKI RACES

6.3.1 The Course

- (a) The course shall be as detailed in the diagram.
- (b) The centre of the start line is to be in line with the first turning buoy, but may vary dependent on surf conditions, at the discretion of the Referee.
- (c) The finish line for the Double Ski event shall be between two finish flags corresponding to the orange buoy or arena colours. The centre of this line is to be relative to the third turning buoy or be offset to allow for the prevailing surf conditions.

6.3.2 Procedure

- (a) The start shall be effected by having skis afloat and in line, with each team holding the ski ready to push off. A Check Starter should be positioned in the water and shall signal when the competitors are in line and ready to start. Any team who disregards the Starter or Check Starter's directions shall be disqualified. The distance between skis at the start should be approximately 1.5 m.

Note: If conditions are such that the Starter cannot provide a fair start a dry start is to be effected.

- (b) On the starting signal from the Starter, the competitors should paddle their ski around all buoys and return to the finish line.
- (c) A wet finish placing shall be determined when any part of the ski crosses the finish line being ridden, gripped, or carried by the competitors.

Note 1: Competitors must paddle their ski (including both paddles around all the course buoys but shall not be disqualified if they lose control or contact with their craft after the last course buoy is rounded on the return journey.

Note 2: To correctly complete a race both competitors must have (or have regained) their ski and at least one paddle and crossed the finishing line from the seaward side whilst maintaining contact with their ski and at least one paddle.

Note 3 Competitors may lose contact or control of their ski and/or paddle(s) without disqualification and may recover a ski and/or paddle(s) that have crossed the finish line and then again cross the finish line from the seaward side with the ski and at least one paddle to correctly record a finish placing result.

- (d) A dry finish shall be determined when one competitor from a team leaves their ski and paddle and runs across the finish line which is placed on the beach a minimum of five metres from the water's edge, as per the diagram. Competitors may leave their craft and paddle(s) at any time after the final buoy turn has been completed and one competitor must cross the line whilst remaining in an upright position on their feet.

Note 1: Competitors must paddle their ski (including both paddles around all the course buoys but shall not be disqualified if they lose control or contact with their craft after the last course buoy is rounded on the return journey

Note 2: To assist with judging only one competitor from each team is permitted to cross the finish line while the place judging process is in progress. A team may be disqualified if both competitors from the team cross the finish line while the place judging is in progress.

Note 3: At the finish of the event one competitor is responsible for the handling of the ski and paddles and to ensure that they and their craft do not impede another team. The competitor may also be assisted by a handler. A handler shall not be considered to be a competitor but shall be required to:

- (i) Be a financial SLSA member.
- (ii) Wear a high visibility vest if entering the water beyond knee depth water or, if required by the event organiser, the provided handler's vest and/or other provided garments.
- (iii) A handler, if directed by the event organiser, must also wear a competition cap.
- (iv) Comply with all instructions from Officials and comply with all SLSA rules and policies.
- (v) Make every effort to ensure that they, or the equipment that they are handling, does not impede another competitor, otherwise the competitor may be subject to disqualification.

Section 6 – Surf Ski and Surf Board Events

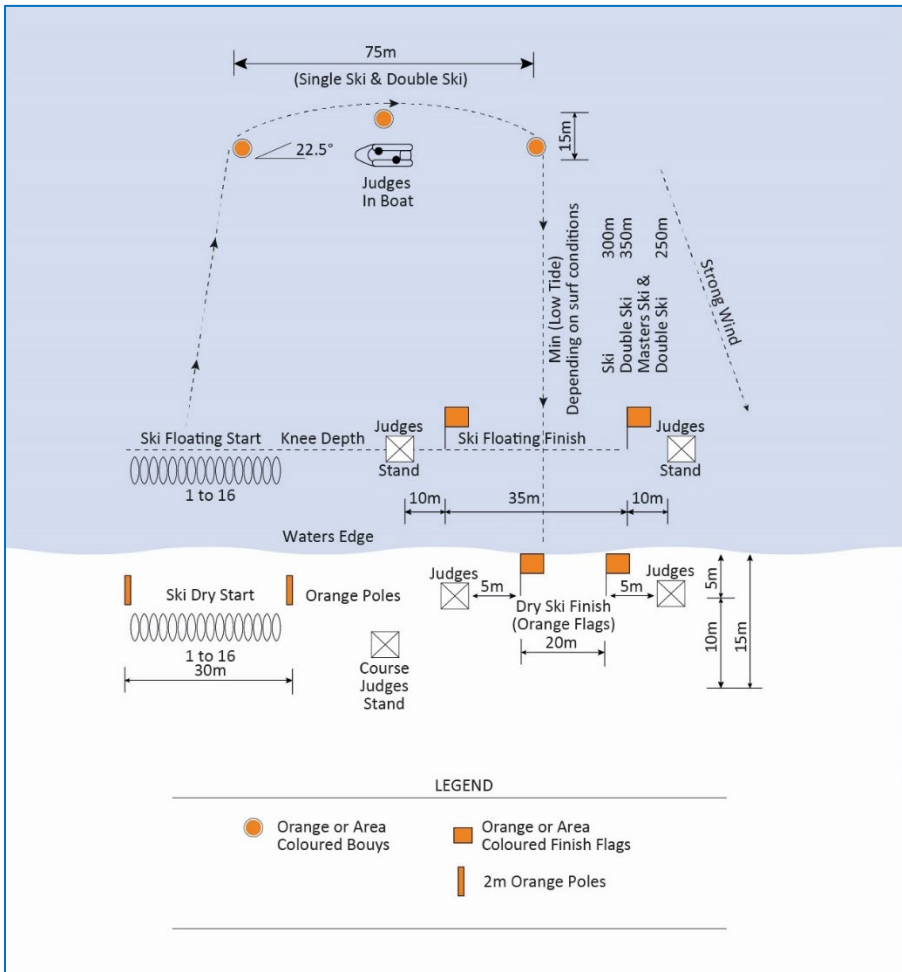


FIGURE 22: UNDER 17 - MASTERS SKI AND DOUBLE SKI RACES

(Distances approximate only)

Note: The layout of the competition arena, including the beach setup relative to the positioning of the buoys, may be adjusted dependent upon the prevailing surf, sweep, and beach conditions.

6.4 SURF BOARD RACES

6.4.1 The Course

- (a) The courses shall be as detailed in the diagrams.
- (b) The centre of the start line is to be in line with the first turning buoy, but may vary dependent on surf conditions, at the discretion of the Referee.
- (c) The finish line for board events shall be between two finish flags corresponding to the black and white buoy or arena colours. The centre of this line is to be relative to the third turning buoy but may be offset to allow for the prevailing surf conditions.

6.4.2 Procedure

- (a) The start shall be effected by having each competitor standing on or behind the start line with their boards.
- (b) The distance between boards at the start should be approximately 1.5m.
- (c) On the starting signal from the Starter, the competitors shall enter the water with their boards and paddle around all buoys and return to the beach.
- (d) Competitors may lose contact and control of their board without disqualification.
- (e) If a competitor deliberately impedes the progress of another competitor, they may be disqualified.
- (f) To complete the race, a competitor must have (or have regained) their board and cross the finish line from the seaward side whilst maintaining contact with the whole of their board.
- (g) The finish is judged on the chest of the competitor crossing the finish line on their feet while being in control of the board.
- (h) To assist with the safe conduct of competition it is permitted for any member to assist in the removal of any damaged or abandoned equipment from the competition course.

Note: If an alternate finish is prescribed where competitors run to a line without their board, or for Board Relay events, competitors may also be assisted by a handler. A handler shall not be considered to be a competitor but shall be required to:

- (i) Be a financial SLSA member.
- (ii) Wear a high visibility vest if entering the water beyond knee depth water or, if required by the event organiser, the provided handler's vest and/or other provided garments.
- (iii) A handler, if directed by the event organiser, must also wear a competition cap.
- (iv) Comply with all instructions from Officials and comply with all SLSA rules and policies.
- (v) Make every effort to ensure that they, or the equipment that they are handling, does not impede another competitor, otherwise the competitor may be subject to disqualification.

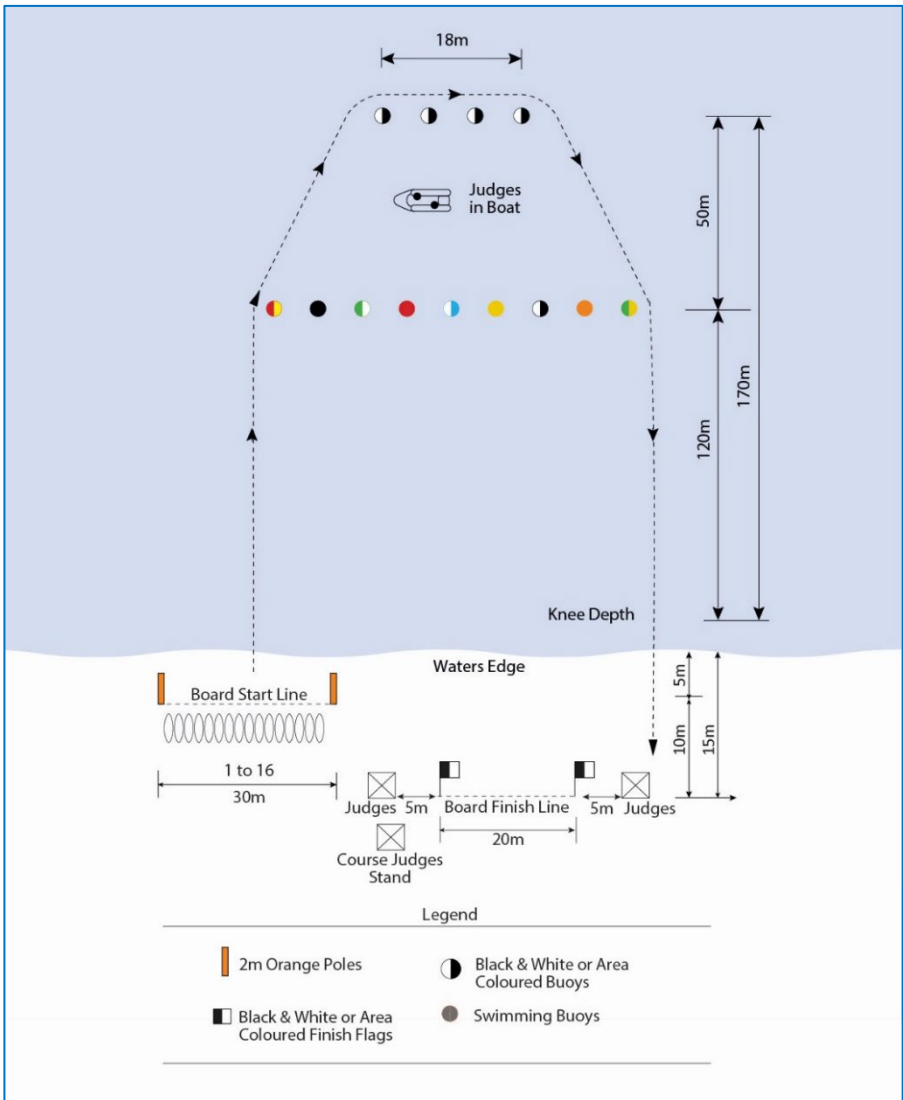


FIGURE 24: UNDER 14 SURF BOARD RACE

(Distances approximate only)

Note 1: The layout of the competition arena, including the beach setup relative to the positioning of the buoys, may be adjusted dependent upon the prevailing surf, sweep, and beach conditions.

Note 2: Competitors must pass around all swimming buoys and the apex buoys to complete the U14 board course (refer SSM).

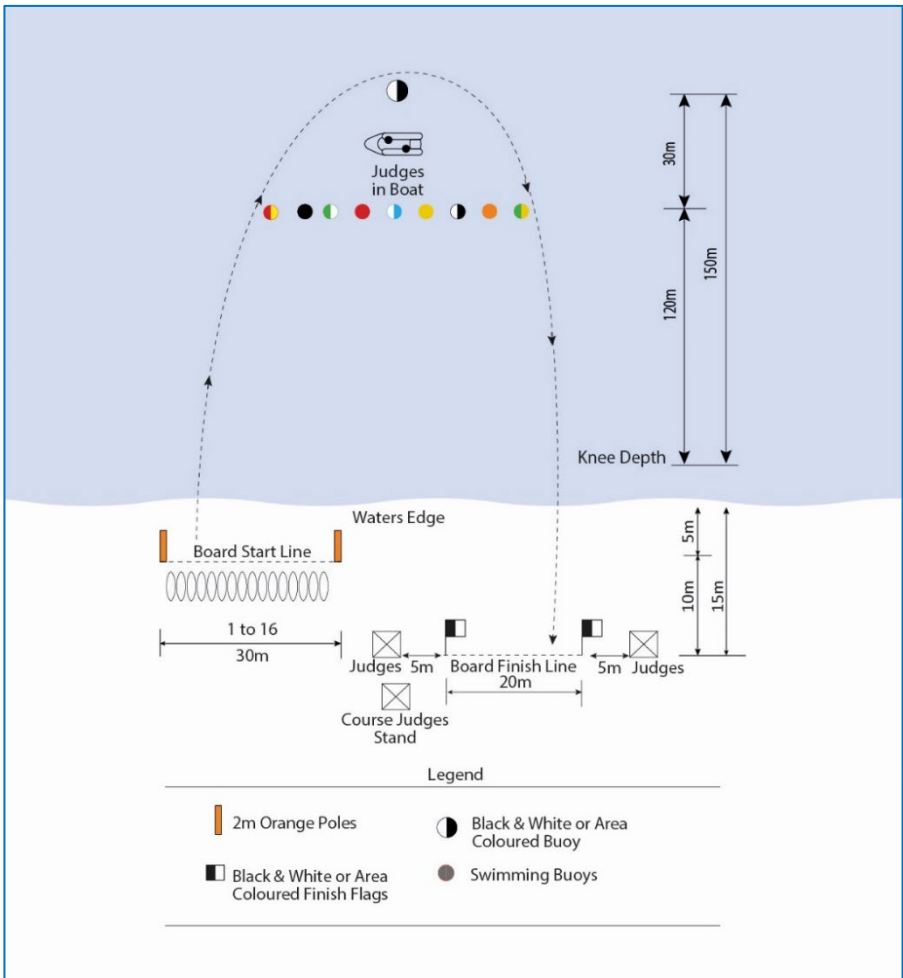


FIGURE 25: UNDER 11 – UNDER 13 SURF BOARD RACE

(Distances approximate only)

Note 1: The layout of the competition arena, including the beach setup relative to the positioning of the buoys, may be adjusted dependent upon the prevailing surf, sweep, and beach conditions.

Note 2: Competitors must pass around all swimming buoys and the apex buoys to complete the U14 board course (refer SSM).

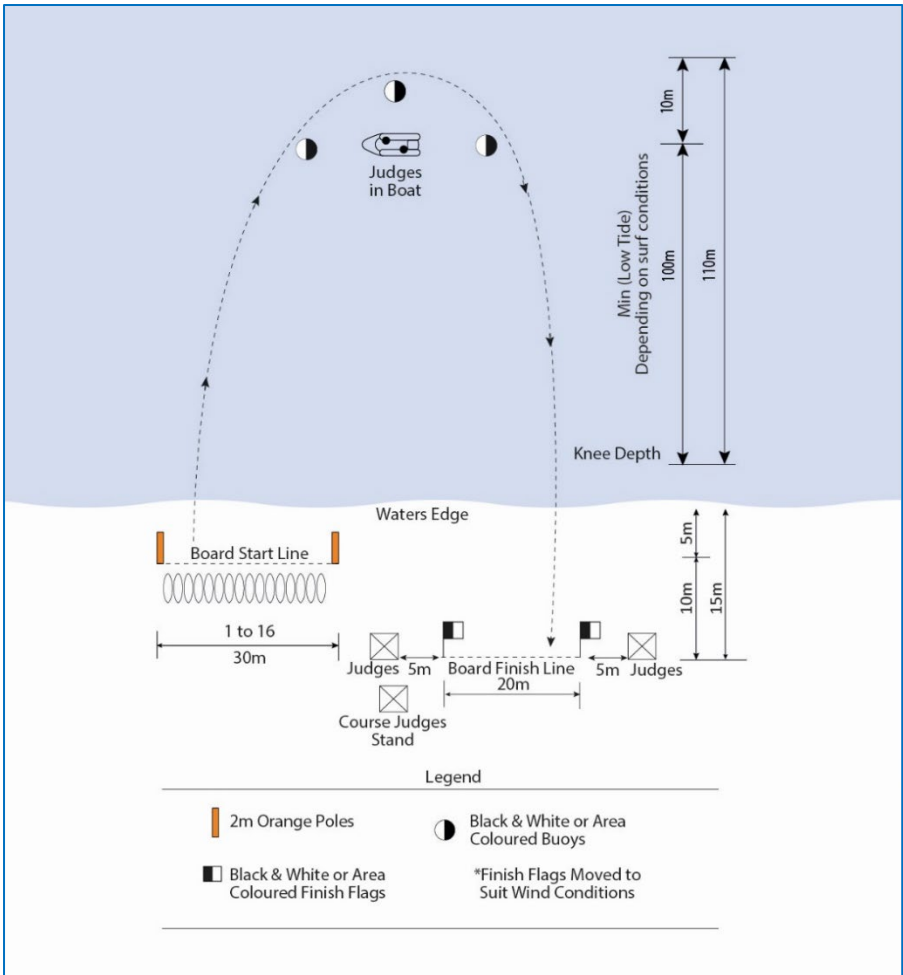


FIGURE 26: UNDER 9 – UNDER 10 SURF BOARD RACE

(Distances approximate only)

Note 1: The layout of the competition arena, including the beach setup relative to the positioning of the buoys, may be adjusted dependent upon the prevailing surf, sweep, and beach conditions.

Note 2: Competitors must pass around all swimming buoys and the apex buoys to complete the U14 board course (refer SSM).

6.5 SURF BOARD/SURF SKI RELAY

6.5.1 General Conditions

- (a) Board and Ski Relay events shall be conducted under the general rules of the Surf Board and Surf Ski events.
- (b) Teams shall consist of three competitors.
- (c) Team members may use the same craft. No member of a team shall be permitted to complete more than one leg of a race.
- (d) The first and third competitor in each team shall commence from the team's drawn starting position. However, the drawn starting position is reversed for the second competitor in each team. For example, in a 16 competitor race in which a team has drawn position No. 1; the first competitor in the team commences from position No. 1, the second team member commences from position No. 16 and the third team member from position No. 1.
- (e) Control of craft – A competitor can lose control or contact with their craft on the way out, provided they regain the craft and round the last course buoy in contact with the craft. A competitor must paddle their ski (including paddle) or board (as applicable) around the last course buoy and shall not be disqualified if they lose control or contact with their craft after the last course buoy on the return journey.

6.5.2 The Course

The courses shall be as detailed in the diagrams.

6.5.3 Procedure

- (a) Competitors for the first leg of the relay shall start as per the relevant individual events and proceed around the appropriate buoys. When the first competitor has rounded the last turning buoy, the competitor may leave their ski (including paddle) or board (as applicable) at their discretion, round the two green and yellow turning flags and visibly tags with the second competitor at the designated ski or board (as appropriate) changeover line (refer Rule 2.21 for definition of a tag).
- (b) The second competitor then proceeds around the appropriate buoys. When the second competitor has rounded the last turning buoy, the competitor may leave their ski (including paddle) or board (as applicable) at their discretion, round the two green and yellow turning flags and visibly tags with the third competitor at the designated ski or board (as appropriate) changeover line.
- (c) The third competitor will then proceed around the appropriate buoys. When the third competitor has rounded the last turning buoy, the competitor may leave their ski (including paddle) or board (as applicable) at their discretion, round the green and yellow turning flag and pass the other green and yellow flag on the shoreward side to finish between the two green or arena coloured finish flags.
- (d) The second and third leg competitors in the board relay event shall be positioned with their front foot on or behind the changeover line or on the shoreward side of the changeover line. In the ski relay the start changeover line will be located in the water.
- (e) Competitors in the board and ski relay events must commence their leg of the event from the (correct) position as allotted by the Marshall. If the competitor does not comply with the officials' direction, their team may be disqualified.

Note 1: The SCO line only is required for a board start i.e., there is no requirement for an outgoing competitor to cross this line after a changeover once a race has commenced.

Note 2: The green and yellow turning flags are to be turned in the same direction as the buoys for each leg of the course.

- (f) Members of the team or other members authorised by the Referee shall ensure that any craft used by any of the other team members does not cause any interference to another

team or competitor in the race. The craft shall be removed as soon as possible from the course to avoid congestion and possible damage.

- (g) If a competitor deliberately impedes the progress of another team the competitors in the offending team may be disqualified.
- (h) To assist with the safe conduct of competition it is permitted for any member to assist with the removal of any damaged or abandoned equipment from the competition course.

6.5.4 Variation of Course and Procedure for Masters Age Groups

- (a) The Masters Board and Ski Relays is as per the standard Board and Ski Relays events except that:
 - (i) The course buoys for the Masters Board and Ski Relays shall be as per the respective Taplin Relay Board and Ski legs.
 - (ii) The two green/yellow turning flags are placed approximately 15m apart and located either on the shoreline or at knee depth water (as appropriate and taking into account prevailing surf conditions) so as to minimise the run distance).
 - (iii) The two green or arena coloured finish flags are placed on the water's edge 5m apart and 5m from the second turning flag.

Section 6 – Surf Ski and Surf Board Events

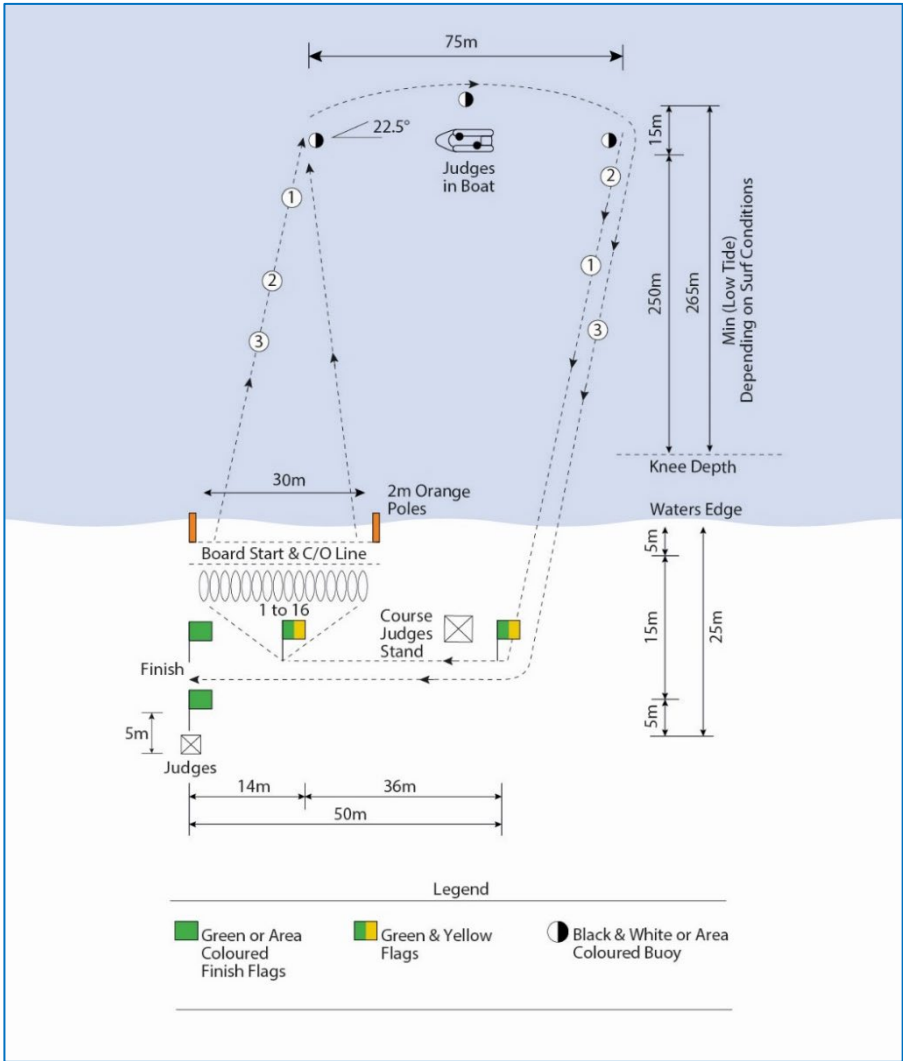


FIGURE 27: UNDER 15 - OPEN SURF BOARD RELAY

(Distances approximate only)

Note: The layout of the competition arena, including the beach setup relative to the positioning of the buoys, may be adjusted dependent upon the prevailing surf, sweep, and beach conditions.

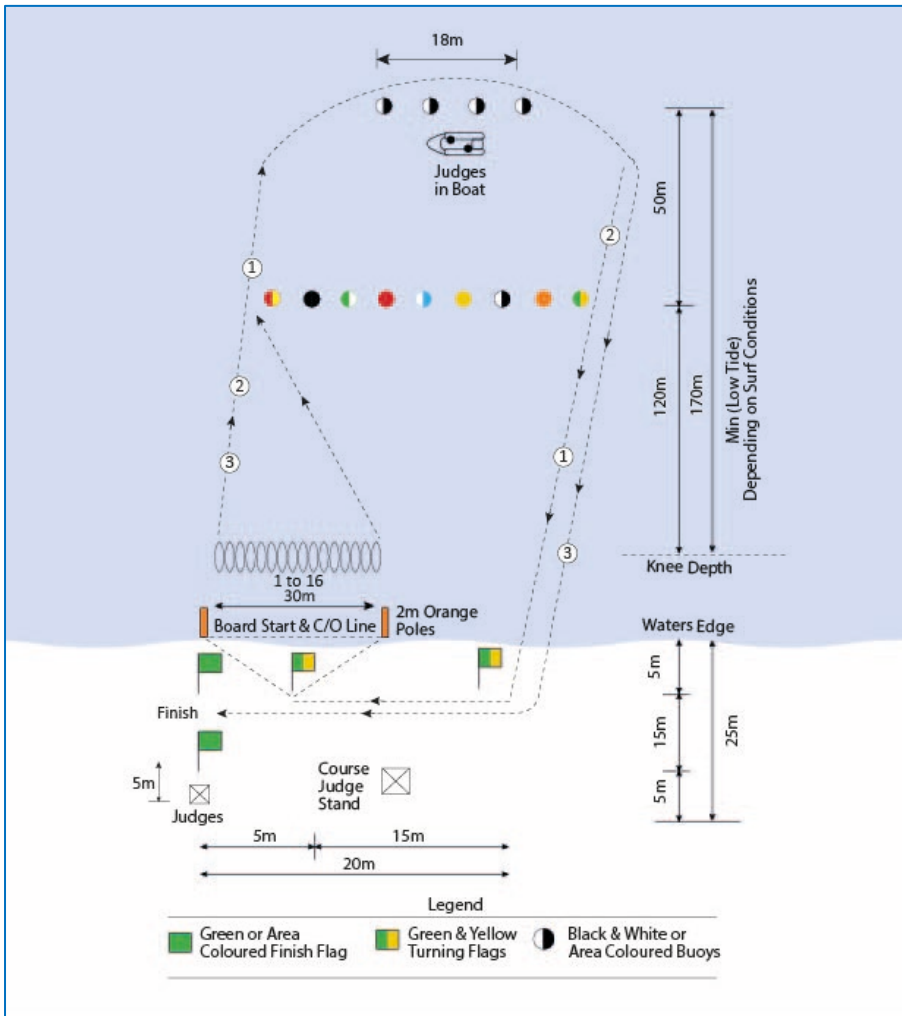


FIGURE 28: MASTERS SURF BOARD RELAY RACE

(Distances approximate only)

Note 1: The layout of the competition arena, including the beach setup relative to the positioning of the buoys, may be adjusted dependent upon the prevailing surf, sweep, and beach conditions.

Note 2: The turning flags are to be set by the Referee or their delegate considering water conditions at the time of a race e.g., the turning flags should be set back up to about 5 metres from the water's edge in the event of a steep drop off into the water and/or a heavy shore dump for safety, fairness, and practicality. However, on a flat beach and/or little wave surge, the turning flags may be placed at the water's edge or in the water to minimise the run distance. The changeover line may be placed on the beach or in the water depending on conditions and the placement of the turning flags.

Note 3: Masters competitors must round all swim and board buoys to complete the course.

Section 6 – Surf Ski and Surf Board Events

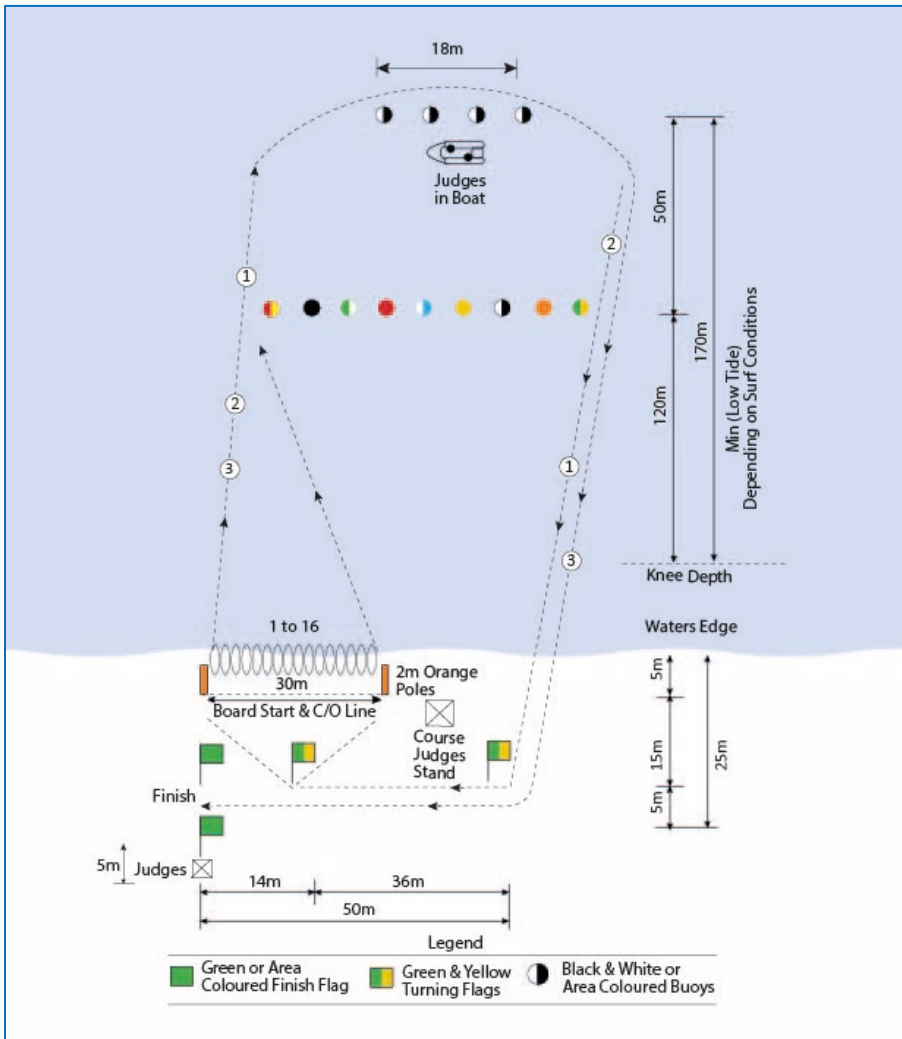


FIGURE 29: UNDER 14 SURF BOARD RELAY

(Distances approximate only)

Note 1: The layout of the competition arena, including the beach setup relative to the positioning of the buoys, may be adjusted dependent upon the prevailing surf, sweep, and beach conditions.

Note 2: Under 14 competitors must pass around all swim and board buoys to complete the course.

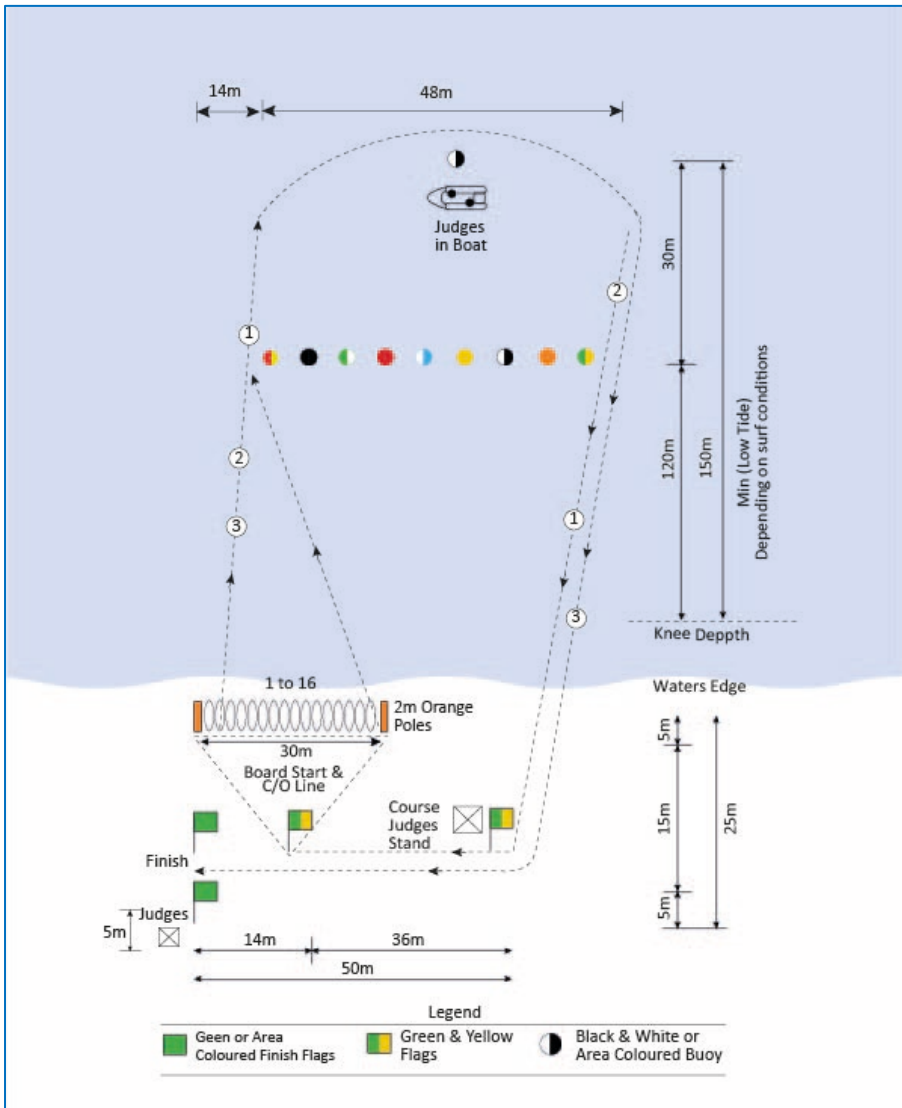


FIGURE 30: UNDER 11-UNDER 13 SURF BOARD RELAY
(Distances approximate only)

Note 1: The layout of the competition arena, including the beach setup relative to the positioning of the buoys, may be adjusted dependent upon the prevailing surf, sweep, and beach conditions.

Note 2: U11 - U13 competitors must pass around all swim and board buoys to complete the course

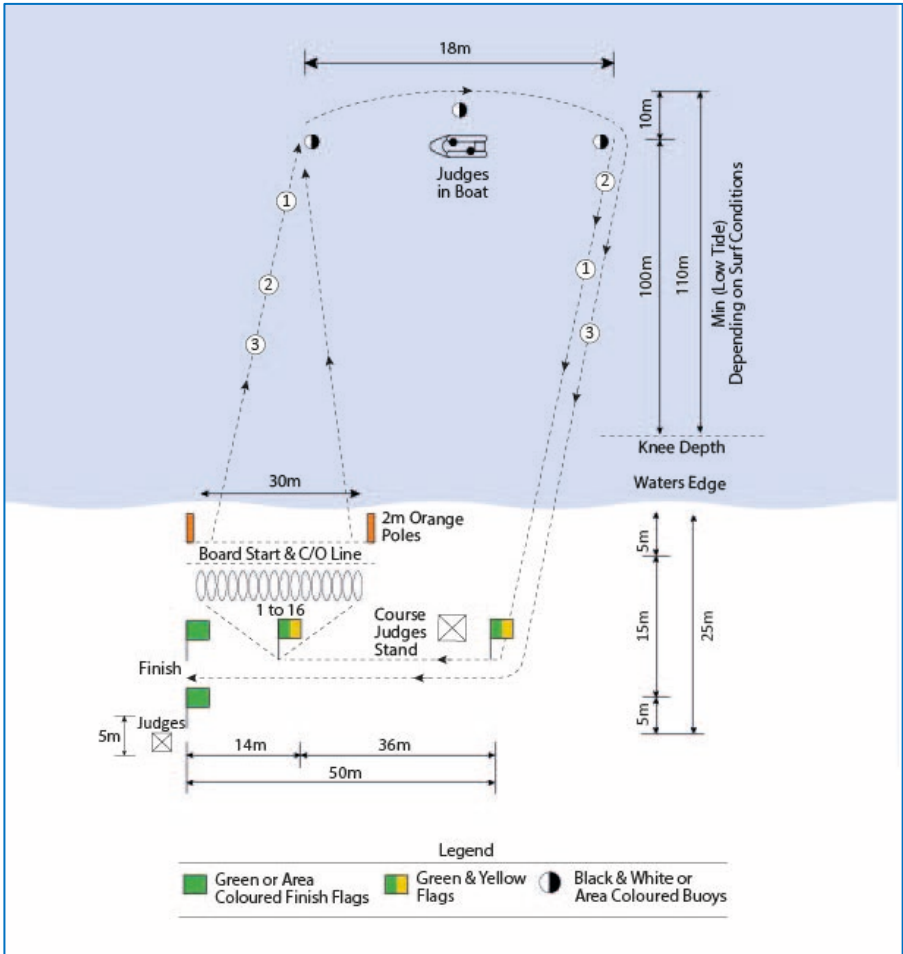


FIGURE 31: UNDER 9 – UNDER 10 SURF BOARD RELAY RACE

(Distances approximate only)

Note: The layout of the competition arena, including the beach setup relative to the positioning of the buoys, may be adjusted dependent upon the prevailing surf, sweep, and beach conditions.

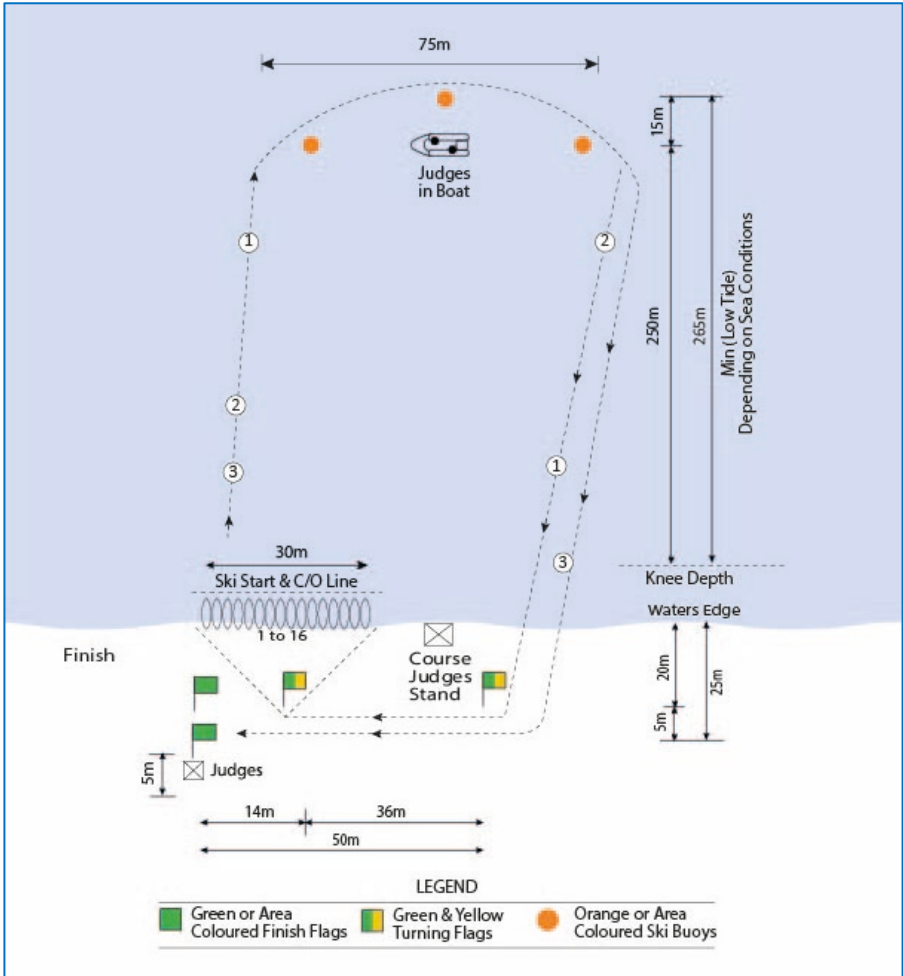


FIGURE 32: UNDER 17 - OPEN SKI RELAY RACE

(Distances approximate only)

Note 1: The layout of the competition arena, including the beach setup relative to the positioning of the buoys, may be adjusted dependent upon the prevailing surf, sweep, and beach conditions.

Note 2: Competitors in Ski Races may pass through swimming or other buoys to complete the course (refer SSM)

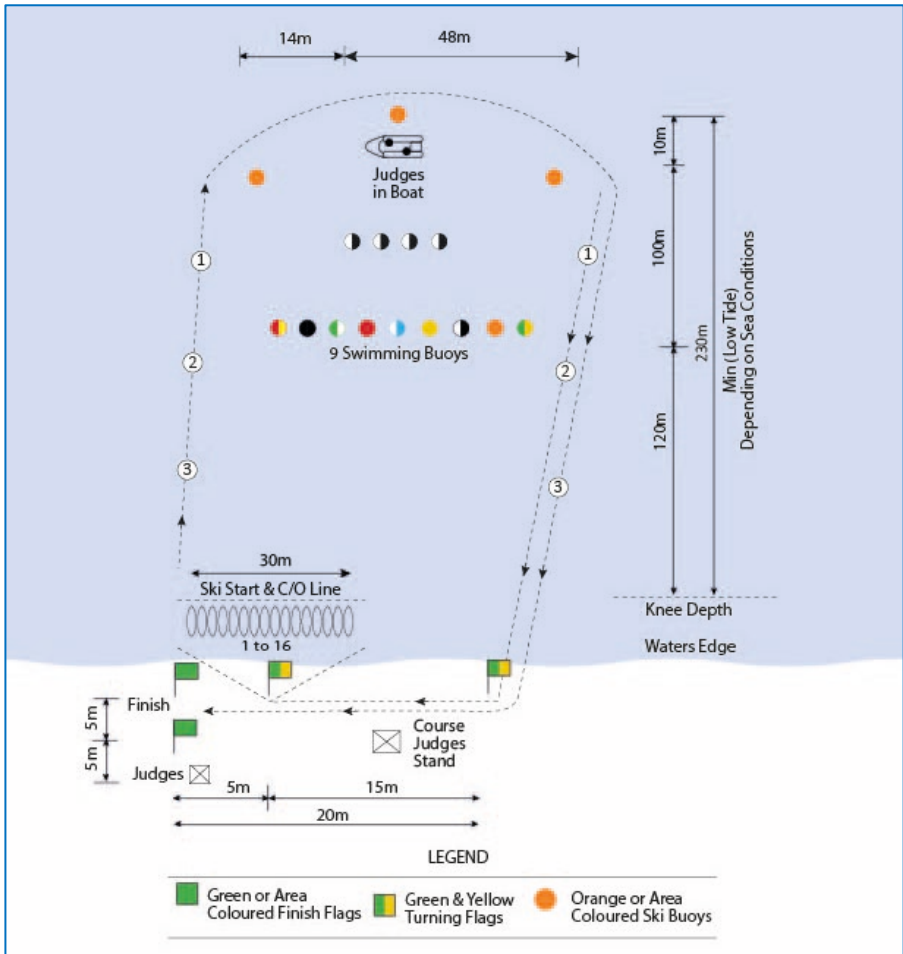


FIGURE 33: MASTERS SKI RELAY RACE

(Distances approximate only)

Note 1: The layout of the competition arena, including the beach setup relative to the positioning of the buoys, may be adjusted dependent upon the prevailing surf, sweep, and beach conditions.

Note 2: The turning flags are to be set by the Referee or their delegate considering water conditions at the time of a race e.g., the turning flags should be set back up to about 5 metres from the water's edge in the event of a steep drop off into the water and/or a heavy shore dump for safety, fairness, and practicality. However, on a flat beach and/or little wave surge, the turning flags may be placed at the water's edge or in the water to minimise the run distance.

Note 3: Masters competitors must round all swim and ski buoys to complete the course.

APPENDIX A**SURF BOARD USAGE**

- (a) The following details SLSA Surf Board usage in relation to age groups, the following shall apply:

Age Groups	Description	Maximum Length	Minimum Weight
U9–U10	Soft “Nipper” Boards	2.0m	Not specified
U11–U13	Composite or Soft “Nipper” Boards	2.0m	4.5kg
U14	Full Length Composite Boards	3.2m	7.6kg
Masters	Full Length Composite Boards	3.2m	7.6kg

Note 1: For full details of SLSA Surf Craft Specifications and Use of SLSA Equipment Policy 1.02 refer to the SLSA website members area.

Note 2: All designated U14 age category board events are to be conducted on 3.2m boards.

Note 3: Proficient U13 competitors with their relevant age award may compete in U14 age category **team events** but will be required to use the equipment designated for the U14 age category.

Note 4: Proficient U10 competitors with their relevant age award may compete in U11 age category **team events** but will be required to use foam or fibreglass boards with the minimum weight of 4.5kg designated for the U11 – U13 board.

- (b) The minimum ages and qualifications for training of SLSA owned Surf Boards is as follows:

Craft	Minimum Training Age as at 30 September	Minimum Qualifications
Soft “Nipper” Boards	U8	Completed the U9 Preliminary Skills and Competition Evaluation.
Composite “Nipper” Boards	U10	Completed the U10 Preliminary Skills and Competition Evaluations.
Full Length Composite Boards	U12	Completed U12 Preliminary Skills and Competition (Surf Safe 1) Evaluations OR Completed the basic assessment (i.e. pool swim and run-swim-run) for the appropriate award relevant to the age category of the user. If older Proficient Surf Rescue holders or having met prerequisites for Bronze Medallion.

- (c) The minimum ages and qualifications for training/usage of SLSA owned Surf Skis is as follows:

Craft	Competition	Training
Single and Double Skis	Minimum 15 years of age as at 30 September Proficient Bronze Medallion holders or met prerequisites for Bronze Medallion	Minimum 13 years of age as at 30 September Proficient Surf Rescue Holders or met prerequisites for Bronze Medallion

Note 1: For full details of SLSA Surf Craft Specifications and Use of SLSA Equipment Policy 1.02 refer to the SLSA website members area.

SECTION 7 SURFBOARD RIDING EVENTS

38th Edition Changes to the Revised 37th Edition Manual:

- Ongoing** General – Minor editorial changes have been made that do not affect the intended rules of competition. These changes clarify, simplify, and assist with comprehension of the SSM. The changes also correct observed spelling, grammatical, formatting, and other minor errors.
- October 2025** General - The wording for the dry start of events has been amended i.e., in events where a start line is drawn or a cord is used it is now the competitors' front *foot* (rather than *toes*) that are to be placed on or behind the line. **Note:** The definition of a foot includes any part of the foot, heel and/or toes.
- October 2025** General - It is clarified that competitors entering the water at the dry start (and changeover of events) may do so at their own discretion and do not need to cross the start line unless otherwise prescribed provided that there is no interference to other competitors.

7.1 GENERAL CONDITIONS

- (a) The Surfboard Riding rules in this Section apply to the Short Board, Long Board Riding and Surfboard Riding Team events. Surfing Australia is acknowledged for assistance in some of the SLSA Surf Board Riding rules.
- (b) The Short Board and the Long Board Riding are to be conducted as separate and distinct events.
- (c) While the general conditions and scoring system for the two events are the same, the judging of the wave riding criteria is different.
- (d) Short Boards – The restriction for the type of craft that can be used in the surfboard riding event is a surfboard that has a maximum length of less than 2.74m (9 feet) measured from the nose to tail on the deck of the surfboard. SLSA at this time does not impose further specifications on this type of surfboard other than the maximum length permissible to compete in this event. However, the Referee has the authority to declare a surfboard ineligible for a competition if the surfboard is considered dangerous to the competitor or other competitors in the competition.
- (e) Long Boards – The specifications for surfboards used in this event are:
 - (i) A minimum length of 2.74m (9 feet) measured from the nose to tail on the deck of the surfboard.
 - (ii) Minimum width dimensions to total 1194mm (47 inches) aggregate i.e., the total of the widest point, plus the width 305mm (12 inches) up from the tail and the width 305mm (12 inches) back from the nose.
 - (iii) The shape of the long board is to be traditional and may include multiple fins and channels, but cannot include add on tail or nose blocks.
- (f) In addition, the Referee has the authority to declare a Long Board ineligible for a competition if the surfboard is considered dangerous to the competitor or other competitors in the event.
- (g) Venue – The competition venue shall be determined by the relevant SLSA authority organising the competition in conjunction with the Referee.

Note 1: Alternative venues shall also be selected in case the surfboard riding conditions at the nominated venue are not suitable on the day of the competition.

Note 2: Where the surf conditions are not suitable to conduct the competition, it may be cancelled or postponed to another day at the discretion of the Referee.
- (h) Officials – The officials required for the conduct of Surfboard Riding Competitions may include the following technical officials: Referee, Area/Sectional Referee, Marshall(s), Judges, Scorers, Chief Steward, Technology Official, Timekeeper, Wave Spotter/s, and Liaison Officer/s.

Note 1: The Technology Official sources, sets up and maintains the technology required to conduct the event (e.g. computers, tablets, LiveHeats, and communications) and supports the judging and other officials.

Note 2: If necessary, accredited Judges from recognised surfing organisations may be invited to officiate, provided that they judge under the rules of SLSA.

Note 3: In competitions where there are a large number of entrants it is permissible to conduct more than one competition area concurrently. In such circumstances additional judging personnel shall be required.
- (i) Water Safety – The main requirement of water safety at any Surfboard Riding Competition shall be one IRB/Jet Ski and crew. The IRB and crew shall act under the direction of the Referee to assist competition where necessary and to ensure there is no outside interference or unauthorised encroachment on the competition course.

- (j) Competitors may use leg ropes and hand webs. Wetsuits and board shorts or other items may be worn at the Referee's discretion provided that the identification of the distinguishing colours of competitors is not impaired.

Note: It is permissible for competitors to wear wrist watches in Surfboard Riding competition.

- (k) Competitors shall wear distinctive coloured rash shirts/vests to assist with identification for judging purposes. Such apparel will be supplied by SLSA and should be of distinctive colours and suitable to wear in the water.
- (l) Replacement of damaged or lost boards is permitted during a round. Club members shall be permitted to assist a competitor in replacing the damaged or lost board, but only to the extent of placing the replacement board at the water's edge.

7.2 THE COURSE

- (a) The Referee shall determine the location of the competition area and define the boundaries by the placement of buoys. Where two or more areas are run concurrently it is desirable to separate them by a buffer zone.
- (b) All competitors shall be informed about the course layout prior to the commencement of the competition.
- (c) Once the competition area has been established and the competition commenced, no competitor or other club member shall warm up or free surf within that area.

7.3 PROCEDURES

7.3.1 Conditions

- (a) Prior to the commencement of an event, all competitors should be advised of the conditions of the competition, the skills to be judged and the number from each heat to progress to further rounds.
- (b) It is deemed that a 45cm of wave height is a minimum to conduct a successful competition, however in special circumstances this may be put aside if the surf is rideable.

7.3.2 Draws and Seeding

- (a) The number of entries received for events shall determine the necessity to conduct heats and further rounds prior to the conduct of a final.
- (b) The initial draw for heats, which may include seeding, may be conducted as directed by SLSA or by nominated officials and supplied to competitors. Draws for positions in rounds, quarter-finals, semi-finals, and finals may be drawn at the competition by SLSA or their nominated officials. The Referee shall approve the method used for the draw, including seeding, which should occur at least following the first round of an event to ensure the fairness of competition.
- (c) The maximum number of competitors in each heat, quarter-finals, semi-finals, and finals will be four, however in special circumstances up to six competitors may be considered necessary to best conduct the event. The Referee, taking into account the overall fairness to competitors and availability of judges and the surfing conditions, shall best determine this number.

7.3.3 Marshalling and Walk Throughs

- (a) Every heat has a designated amount of competitors.
- (b) In the case of only 50% or less of the designated competitors having checked-in with the Marshall, a walk-through heat can be considered.
- (c) The Referee will consult with the Head Judge and Marshal to determine if a walk through heat or a shortened heat is warranted based on all circumstances.

- (d) Under normal competition procedures the Marshal will notify the Referee and Head Judge and at the 5-minute mark of the current heat if there are any missing/unchecked competitors for the next heat.
- (e) The Marshall or Event Commentator will make several announcements calling for all competitors to check-in and/or confirmation of no-show competitors.
- (f) Usually, definite confirmation of the no-show competitors is needed. This is to ensure that first round or seeded competitors still have the opportunity to arrive late and compete in their designated heat under the remaining heat time.
- (g) In the case of a walkthrough heat, the remaining competitors that have checked in for the heat will be progressed into the next round by:
 - (i) Seeding order; and/or
 - (ii) Competition vest colour order.
- (h) Competition schedules may be affected by walk through heat/s and in this case the schedule is subject to change and no protest or appeal shall be permitted.

7.3.4 Preparing for the Start

- (a) Following marshalling, allocation of coloured rash shirts/vests and briefing by the Referee, shall instruct competitors to enter the water and paddle to the assembly buoy 5 minutes before the finish of any preceding round or prior to the start of a new event. At the Starter's signal competitors move into the competition zone and commence their rides.

7.3.5 Starting and Time Keeping

- (a) In all competitions a combination of audible and/or visual signals shall be used to signal:
 - (i) The start of heats or rounds – one blast of siren/whistle and green flag raised.
 - (ii) A 5-minute warning prior to the end of a round – green flag lowered, and yellow flag raised.
 - (iii) The finish of a round – two blasts of siren/whistle and no flag raised.

7.3.6 Surfing

- (a) Once started, each competitor selects and rides waves for the duration of the round. Competitors should endeavour to display the skills and attributes indicated in the judging section and should, at all times, compete fairly and in the spirit of SLSA competition, being particularly mindful of the safety of fellow competitors.

7.3.7 Finish

- (a) Once the round is completed, the appropriate signalling system shall be activated. Competitors who have already commenced a ride prior to the finish signal will be judged until that ride ceases.
- (b) All competitors shall immediately return to the beach. Stand-up surfing on return to the beach shall not be permitted. Each competitor returning from a preceding round shall report to the Marshall and return their allocated rash shirt/vest.

7.3.8 Riding Time

- (a) The riding time shall be determined by the Referee prior to the commencement of the competition and will be dependent on the prevailing surf conditions and the number of competitors in the event.
- (b) The riding time allowed for each round will be a minimum of 20 minutes up to a maximum of 40 minutes, with competitors being permitted to catch ten waves to a maximum of fifteen waves or as determined by the Referee before the particular, rounds, semis or final concludes. The Referee has the discretion to extend the times for semi-finals and finals up to a maximum of 40 minutes, even if earlier rounds had been conducted over a shorter time.

- (c) The initial time limits shall be advised to competitors at the pre-event briefing.
- (d) However, should the surf conditions change during the competition, the Referee may alter the time limit. Any changes shall not occur during the conduct of a heat/round. Where a change is effected, the competitors are to be notified prior to their entry into the water.

7.3.9 Points Allocation

- (a) The Referee will decide and advise competitors prior to commencement of a round:
 - (i) Confirm that the best two waves will be counted in the competitor's score.
 - (ii) The maximum number of waves that can be caught.
 - (iii) The riding time limit.
- (b) The Referee will take into account the surf conditions when making these decisions.
- (c) At the conclusion of a round the officials will determine the best two scoring waves from the judging sheets and score only those waves for the competitor to determine a result.

Note: If a recording system such as LiveHeats is used the best two waves will be automatically recorded.

7.3.10 Number of Rides

- (a) The Referee will determine the maximum number of rides, (minimum ten to a maximum of fifteen) in the allocated time that may be attempted during a round.

7.4 JUDGING CRITERIA

It is important to note that the emphasis of certain elements of each criterion is contingent upon the location and the conditions of the day, as well as changes of age based skill levels and conditions during the day.

7.4.1 Short Board Wave Riding Criteria

Judges will analyse the following major elements when scoring rides.

- (a) A surfer must perform radical controlled manoeuvres in the most critical section of a wave with speed, power, and flow.
- (b) Innovative and progressive surfing as well as the combination and variety of repertoire (of major manoeuvres) will be taken into consideration when rewarding points for a surfer's performance.
- (c) The surfer who performs to the criteria above, exhibiting the maximum degree of difficulty and commitment on the waves shall maximise his/her scoring potential.

7.4.2 Long Board Wave Riding Criteria

Judges will analyse the following major elements when scoring rides.

- (a) The long board surfer must perform controlled traditional manoeuvres with the highest degree of difficulty in the most critical sections of the wave to gain the highest score.
- (b) Judges will reward the performance with reference to style and flow, visual appeal, commitment, variety of manoeuvres and use of the entire board, speed, and power.
- (c) Nose riding, trimming and footwork will be important elements in the Judges decision-making.

7.4.3 Judging Philosophy

- (a) SLSA Surf Board riding judging is a subjective system (0-10 points using 0.1 point increments) and there will be an active judging panel.
- (b) At times it is not possible for a judge to measure every ride and record every competitor or surfboard movement. Therefore, each judge allocates their points subjectively and, providing their aggregate is consistent and relative in relation to each competitor, their scoring will assist determine a fair result.

7.4.4 Scoring

- (a) Each judge shall allocate points from a range of 0 to 10 points broken into 0.1 point increments using the following five scoring categories:
- | | |
|---------------------|-----------|
| • 0.0 – 2.0 points | Poor |
| • 2.1 – 4.0 points | Fair |
| • 4.1 – 6.0 points | Average |
| • 6.1 – 8.0 points | Good |
| • 8.1 – 10.0 points | Excellent |
- (b) This scale should reflect the quality of the surf during the competition and judges should avoid restricting the use of the full range of points because the surf quality is poor.

7.4.5 Judging Panel and Wave Tabulation

- (a) A standard judging panel shall consist of three judges.
- (a) The preferred judging method to is to use a Computer Scoring System (e.g. LiveHeats).
- (c) When using a Computer Scoring System Computer all judges' scores are totalled then divided by the number of judges to give an average score out of ten rounded to two decimal places. At the end of the heat a surfer's best 2 waves are totalled for their end tally. The surfer with the highest tallied score is the winner. The computer scoring system may round up or down to two decimal places in determining individual wave score averages or tied score averages. These score averages are not subject to protest or appeal.
- (d) Should a manual judging method be used Judges and Master Cards will be necessary and wave tabulation shall differ to the (preferred) Computer Scoring System. To decide a winner the best 2 waves will be counted on each judge's sheet. The placings are then transposed onto a master sheet along with all the judges' allocated placings. The highest and lowest placing for each surfer is crossed off on the Master Card and the remaining places added to obtain the results (when using 3 judges all placings are added). The lowest total is first, next lowest second, next lowest third, etc. If manual judging is used this methodology is not subject to protest or appeal.

Note: Competitors or team managers may check the score cards after the results have been formalised by the nominated official.

7.4.6 Missed Ride by Judges

- (a) Where a judge misses judging a competitor's ride, an attempt will be made to identify the missing ride by referring to other judges' cards.
- (b) If the Referee is satisfied that the missed ride has been identified a score is given to the ride by calculating the average of the scores awarded by other judges for the same wave and then adjusting the average of this score to reflect the scoring level given by the judge who missed the ride.
- (c) The Referee will determine that the value given to the ride is satisfactory and authorise the adjustment of the judge's card accordingly.
- (d) This situation can be avoided if the wave spotter keeps the judges well informed of the competitor's positions.

7.4.7 Interference

- (a) Fouling occurs where a competitor interferes with another competitor who is deemed to have right of way and their scoring potential is hindered. For a more detailed explanation of interference refer to the current edition of the Surfing Australia Rule Book.
- (b) Judges must be careful when deciding if an infringement has occurred and consider the circumstances such as when two competitors stand at the same time on two separate peaks that eventually meet. Where there is only one available direction on any given wave, the competitor on the inside shall have unconditional right of way for the entire duration of the wave.

- (c) Where a judge considers interference has occurred whilst riding a wave or paddling for a wave, they shall note the offending competitor's ride with a "triangle". They shall also note the fouled surfer's ride with an arrow. This action will allow any subsequent protest to identify which competitors were involved.
- (d) Where a majority of judges in the Judge's Panel record interference, the following procedure will apply:
 - (i) Should a majority of judges call interference, then a penalty shall be applied as described in this Section. However, until this is determined the offending competitor's ride shall be judged and recorded on the judge's card.
 - (ii) Under the best two wave scoring system, if the majority of judges agree on the interference (as determined by the triangle) the interfering surfer will be penalised with a zero score on the wave on which that competitor interfered. In addition, the competitor shall lose 50% of their second best scoring ride. For example, if the competitor's second best scoring wave is a 6.8 then it will be counted as 3.4.
 - (iii) If a competitor repeatedly interferes with other competitors the judges shall report this to the Referee who shall determine if the competitor should be penalised or disqualified from the competition.

7.4.8 Equal Points

- (a) Where equal points are recorded the following calculation shall be applied to decide progression into further rounds of competition and/or to determine final placings:
 - (i) The rides of the competitors involved shall be compared. The countback will be determined on the best wave of the two wave total. If the tie is still not broken, then this process is continued to the best of three, four or five waves and so on for each tied competitor.
 - (ii) If a tied placing cannot be split with this method of calculation, then both competitors shall proceed to the next round.
 - (iii) In the event of equal points in a final and placings cannot be split with this method of calculation, a dead heat shall be declared as provided for under Section 2 of this Manual.

7.5 SURFBOARD RIDING VARIATIONS

7.5.1 Surfboard Teams Riding

- (a) A Surfboard Teams event shall consist of teams of two, three, four or five surfers in each team competing. The number of surfers in a team shall be advised in the entry circular for competitions.

Note: This may be changed at the discretion of the Referee in consultation with Clubs on the day of competition. The Referee will determine the composition of teams.
- (b) Nominated team surfers cannot surf twice in a round of an event. Only one team member from each team will be allowed in the competition zone at any one time.
- (c) Each surfer must commence from the allocated beach or water start line as nominated by the Area Referee.
- (d) The team order of surfing cannot be changed once submitted at marshalling ("check in time").
- (e) Each surfer shall catch a maximum of 2 or 3 waves (as advised by the Referee/Area Referee).
- (f) The best one wave of two or the best two waves of three may be used (as advised by the Referee/Area Referee).

Section 7 – Surfboard Riding Events

- (g) When a surfer achieves the nominated number of rides scored, they must return to shore, and make contact with the beach marker or the next surfer. Surfers can only enter the water once to catch their two/three rides.
- (h) Team surfers must make contact with the beach marker or the next surfer to release the next team surfer. The next team surfer must stay with their front foot on or behind the start line or behind the allocated buoy/paddle from point until this time.
- (i) Heat times will be at the discretion of the Referee/Area Referee. A typical heat time for a four-team event is 60 minutes. The Referee/Area Referee designates the start line and beach/water markers. Final results are achieved by adding total scores together.
- (j) Penalties will apply as follows:
 - (i) Team members competes out of turn; loss of 5 points.
 - (ii) Competitor catches more than the allocated wave limit; loss of 5 points.
 - (iii) Riding interference to another competitor; zero score for wave.
 - (iv) Paddling interference/other interferences; loss of lowest nominated scoring ride.
 - (v) Team fails to catch eleven wave limit within allocated time; loss of 5 points
- (k) In the event of an interference, the Head Judge may award a replacement wave within the heat time period to the surfer who has been interfered with. The surfer will receive an optional extra wave over the 2/3 wave maximum. The surfer will be notified of the option to catch an extra wave by the PA system and announcers. The surfer must still complete his/her allotted wave limit and return to the beach marker/next surfer within the official heat time.
- (l) If scores are tied the count back will be applied to the highest scored wave by a team member. Failing a breaking of the tie by this method the count back will then continue to the next highest scored wave by a team member and so on until the tie is broken.
If the tie is not broken by this method a dead will be declared.

SECTION 8 MULTI-DISCIPLINE EVENTS

38th Edition Changes to the Revised 37th Edition Manual:

- Ongoing** General – Minor editorial changes have been made that do not affect the intended rules of competition. These changes clarify, simplify, and assist with comprehension of the SSM. The changes also correct observed spelling, grammatical, formatting, and other minor errors.
- October 2025** General - The wording for the dry start of events has been amended i.e., in events where a start line is drawn or a cord is used it is now the competitors' front *foot* (rather than *toes*) that are to be placed on or behind the line. **Note:** The definition of a foot includes any part of the foot, heel and/or toes.
- October 2025** General - It is clarified that competitors entering the water at the dry start (and changeover of events) may do so at their own discretion and do not need to cross the start line unless otherwise prescribed provided that there is no interference to other competitors.
- October 2025** 8.5.4(l) – The start line width and placement for the ocean M event has been changed to be approximately 15m in width, centred on the swimming buoy No. 1, and approximately 30m from the water's edge (beach and surf conditions permitting).
- October 2025** 8.5.2 – The maximum number competitors in Ocean M, and Ocean M Lifesaver Relay has been changed from 24 to 16 (unless otherwise decided) to align with ILS and allow for a more structured event conduct.
- October 2025 8.5 – The Ocean M diagram has replaced with an updated version.
- October 2025** 8.6.2(b) – The start line width and placement for the ocean M Lifesaver Relay event has been changed to be approximately 15m in width, centred on the swimming buoy No. 1, and approximately 30m from the water's edge (beach and surf conditions permitting).
- October 2025 8.6 – The Ocean M Lifesaver Relay diagram has replaced with an updated version.

8.1 GENERAL CONDITIONS

- (a) Events where more than one discipline is performed are termed Multi-Discipline and include Ironman, Ironwoman, Ocean M, Eliminator, Taplin Relay, Ocean M Lifesaver Relay, Lifesaver Relay, Cameron Relay and Board Rescue events.
- (b) Different disciplines in each particular event are referred to as "legs" of that event.
- (c) Order of legs is as follows:
 - (i) For the Ironman, Ironwoman, Cameron and Taplin Relay events one ballot shall be taken at the commencement of each competition to determine the order for the Swim, the Surf Board and Surf Ski (where applicable) legs. If the result of the ballot requires the ski leg to be the first leg, competitors will start that leg as a typical "in water start".

Note: At any time before or during competition, should assessment of the course conditions conclude that it would be difficult to achieve a fair start with a craft leg first, the Referee in conjunction with the Competition Committee may determine that Ironman, Ironwoman, Cameron and Taplin Relay events commence with the swim leg first. The ballot shall determine the order of the following board and ski legs of these events.
 - (ii) The order for the Lifesaver Relay is the surf boat first, and then the swim, board and ski with the beach sprint section conducted last.
 - (iii) For the Ocean M Race, the order shall be swim, board and ski.
 - (iv) For the Ocean M Lifesaver Relay Race the order shall be run, swim, board, and ski.
 - (v) For the Surf Board Rescue Race the order shall be swim, board.
- (d) Conditions of racing of each leg are as required for the individual conditions of that discipline with differences as detailed in this Section.
- (e) A member is permitted to compete on a ski in an Open Ironman/Ironwoman event and in a surf boat leg of the Lifesaver Relay when they are in the U17 age category (i.e., upon reaching 15 years of age as at 30 September in a competition year).

Note: U15 age competitors who obtain the SLSA Bronze Medallion are permitted to participate in U17 age team events with the exception that they cannot compete on a ski until they are in the U17 age category.
- (f) Starting Positions – Iron Person competitors must commence craft legs from the correctly allotted beach positions. The starting positions are reversed for the board and ski legs. For example, in a 16 competitor race in which a competitor has drawn position 1; the competitor commences the initial craft leg from position 1, but commences the other craft leg from position 16.
- (g) The use of SLSA Surf Boards in relation to age groups is detailed in Appendix A of Section 6 of this Manual.

8.2 IRONMAN AND IRONWOMAN

8.2.1 General

- (a) Legs – This event shall be conducted over a course which shall include a swim leg, a board leg, a ski leg, and finish with a beach sprint leg.
- (b) Control of craft – A competitor can lose control or contact with their craft on the way out to the buoys provided that they regain the craft and rounds the last course buoy in contact with the craft. A competitor must paddle their ski (including paddle) and/or board around all the course buoys including the last course buoy (i.e. the green and yellow swimming buoy) but shall not be disqualified if they lose control or contact with their craft after the last course buoy on the return journey.

- (c) Replacing of skis, paddles, and boards – a handler or club members shall be permitted to assist in replacing equipment during an event, but only to the extent of placing the nose of the replacement ski or paddle at the water's edge and adjacent to the start line or board on or behind the start line.
- (d) A handler in an Ironman or Ironwoman event shall not be considered to be a competitor but shall be required to:
 - (i) Be a financial SLSA member.
 - (ii) Wear a high visibility vest if entering the water beyond knee depth water or, if required by the event organiser, the provided handler's vest and/or other provided garments.
 - (iii) A handler must also wear a competition cap,
 - (iv) Comply with all instructions from Officials and comply with all SLSA rules and policies.
 - (v) Make every effort to ensure that they, or the equipment that they are handling, does not impede another competitor, otherwise the competitor may be subject to disqualification.
 - (vi) To assist with the safe conduct of competition it is permitted for any member to assist with the removal of any damaged or abandoned equipment from the competition course.

8.2.2 The Course

The course shall be as detailed in the diagram.

8.2.3 The Procedure

Note: For the purpose of this description the ballot will be swim, board, and ski and the course direction is right hand in.

- (a) Swim Course – The swim leg is conducted from the start and changeover (SCO) line. On the starting signal the Swimmer shall commence from the start line, enter the water without impeding any other competitors in the event, round all designated swimming buoys, return to the beach and round the two green and yellow turning flags.
- (b) Board Course – The board leg is conducted from the start and changeover (SCO) line, around all nine swimming buoys and the four black and white buoys, return to the beach and around the two green and yellow turning flags.
- (c) Ski Course – The ski leg is conducted from the second green and yellow turning flag with take-over of the ski and paddle from a floating position in the water as per the diagram, around the swimming buoys, the two black and white buoys and the three orange or area coloured buoys, return to the beach.
- (d) To finish a competitor rounds one green and yellow turning flag passes the other green and yellow flag on the shoreward side and finishes between the two green or area coloured finish flags.

Note 1: The SCO line only is required for a board or swim start or as a board placement line for the second or third leg of a race i.e., there is no requirement to cross this line for a start or changeover after a race has commenced.

Note 2: The green and yellow turning flags can be changed to the same colour as the buoys for each leg of the course.

- (e) The competitor shall cover all legs of the course as laid down in the diagram and may be assisted by a handler or club members.
- (f) A handler or club member shall:
 - (i) Hold the ski/paddle in a floating position as per the diagram or as directed by the relevant official.

- (ii) Place the board flat on the beach (i.e. no mounds underneath the board) at 90 degrees with the nose of the board on the shoreward side of the SCO line or as directed by the relevant official.
- (iii) Comply with all instructions of the officials.

8.2.4 Ironman and Ironwoman Variations

- (a) Variations include:
 - (i) Masters Ironman and Ironwoman
 - (ii) U11 – U17 Ironwoman, U11 – U17 Ironman.
 - (iii) Ironman, Ironwoman and Ocean M Eliminator Events.

8.2.4.1 Masters Ironman and Ironwoman

- (a) The Masters Ironman and Ironwoman Race is as per the standard Ironman and Ironwoman Race except that the two green/yellow turning flags are placed approximately 15m apart and located either on the shoreline or at knee depth water (as appropriate and taking into account the prevailing surf conditions) so as to minimise the run distance). The two green or area coloured finish flags are placed on the water's edge 5m apart and 5m from the second turning flag. If the first leg is swim or board, the event commences from the water's edge. For the second and third leg handlers may hold craft in the water (if necessary) for competitor pick up.

8.2.4.2 U11 - U17 Ironman and Ironwoman

- (a) The General Conditions are as per the standard Ironman/woman event with the deletion of the Ski leg.

8.2.4.3 Ironman, Ironwoman and Ocean M Eliminator Events.

- (a) The Eliminator format is an alternate format to conduct the traditional Ironman and Ironwoman and the Ocean M Course events.
 - (i) Unless otherwise advised by the Competition Organiser or the Competition Committee the order of legs shall be conducted as per the for the particular rules for the Ironman/Ironwoman and Ocean M events.
- (b) Qualification for the Elimination event final is determined by heats and further rounds (where applicable) to arrive at a final of 24 competitors (or at a number decided by the event Organiser).
- (c) For a final of 24 competitors the final is conducted over three Eliminator races as follows:
 - (i) Race 1 eliminating the last 8 athletes
 - (ii) Race 2 eliminating the last 8 athletes
 - (iii) Race 3 (FINAL) 8 remaining athletes

Note: If decided by the Competition Organiser to have greater or less than 24 competitors in the first race of an Eliminator final. If this occurs, the Competition Organiser or Referee shall advise elimination numbers in each round prior to the conduct of the first eliminator race. However, the final elimination should comprise a minimum of 6 competitor (for SLSA standard point score purposes).

- (d) There will be 5 minutes rest between each race with the time commencing from the race winner crossing the finish line. This time can be subject to the organiser's discretion based on conditions and advised prior to the Eliminator final commencing.
- (e) Rules for the Eliminator finals format shall be as per the traditional Ironman/Ironwoman or Ocean M as appropriate except where varied as follows:

Section 8 – Multi-Discipline Events

- (i) The final placing and any point score points shall be determined on the round where a competitor is eliminated, or the finish placing obtained in the final round.
- (ii) Dependent on event promotion, area set up and/or conditions there may be longer or shorter courses and/or run legs for either format.

Note: When racing occurs at “flat-water” venues an alternate course may be considered particularly when the events are conducted at standalone competitions. In such circumstances the course shall be advised by way of entry circular and should include a course diagram and the approximate distances for each leg.

- (f) Competitors who fail to complete the course correctly (including missing a turning buoy or mark) shall be subject to the following:
 - (i) If an error occurs in the first race of the Eliminator round then the competitor would be disqualified and allocated last place and any relevant points.
 - (ii) If the error occurs in the second or third race of the Eliminator then the competitor would be disqualified and allocated last place in that round. This is because the competitor has already qualified above those who have already been eliminated.
- (g) The event winner is the competitor who correctly finishes first in the third (final) elimination race irrespective of what qualifying place they achieved in the first two eliminator races.

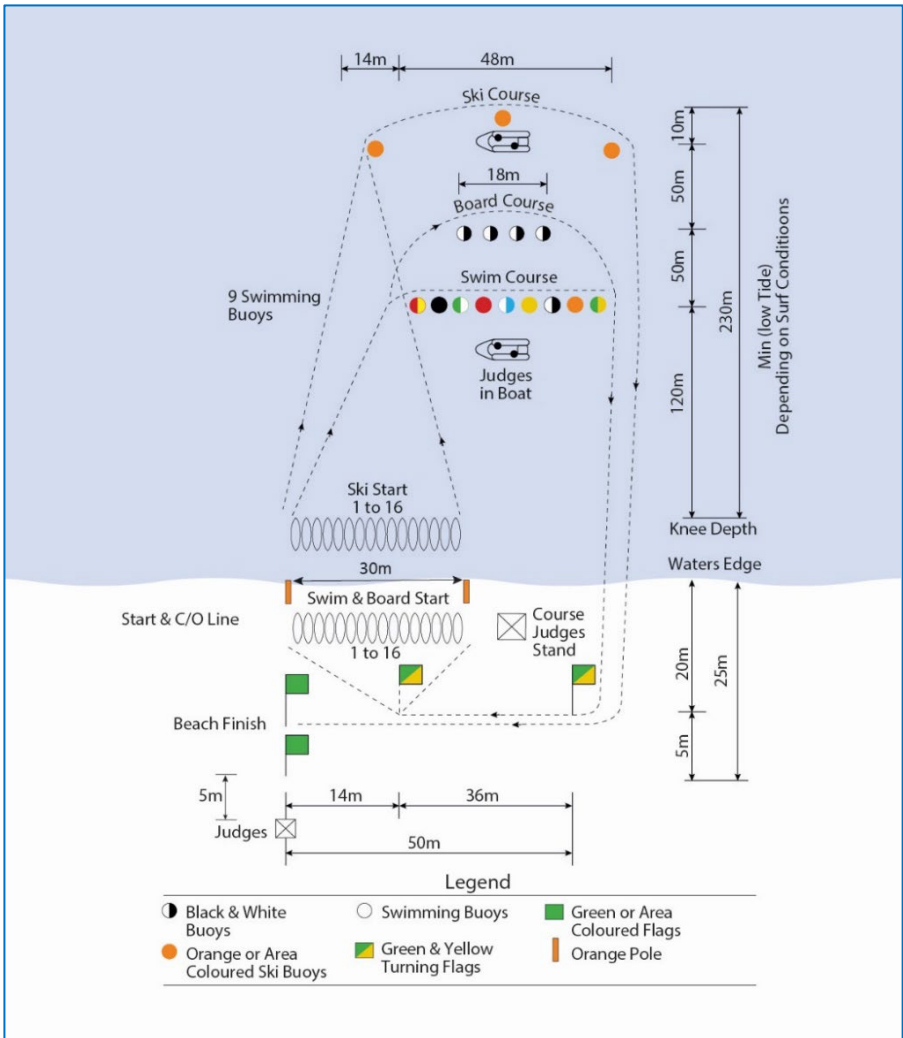


FIGURE 34: UNDER 14 - OPEN IRONMAN AND IRONWOMAN, AND UNDER 17 – OPEN TAPLIN RELAY

(Distances approximate only)

Note 1: The layout of the competition arena, including the beach setup relative to the positioning of the buoys, may be adjusted dependent upon the prevailing surf, sweep, and beach conditions.

Note 2: There is no ski leg in the U14, U15 and U17 age Ironman and Ironwoman.

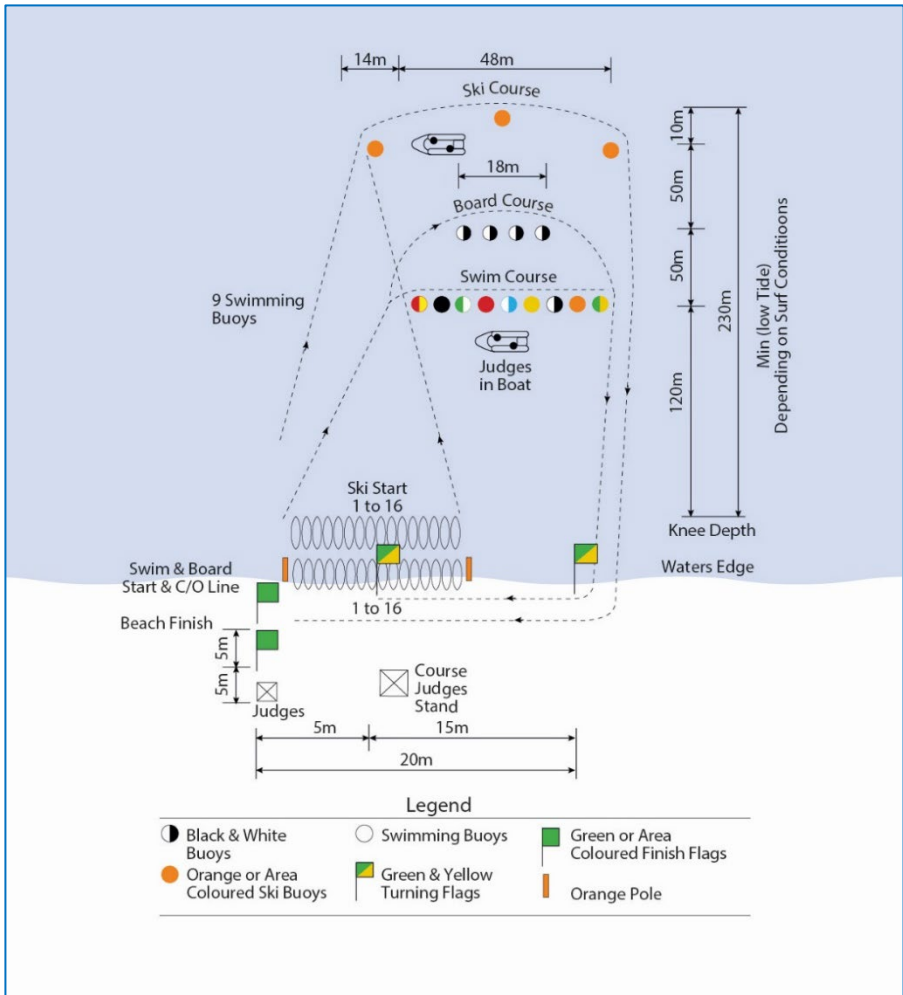


FIGURE 35: MASTERS IRONMAN AND IRONWOMAN AND TAPLIN RELAY RACE

(Distances approximate only)

Note 1: The layout of the competition arena, including the beach setup relative to the positioning of the buoys, may be adjusted dependent upon the prevailing surf, sweep, and beach conditions.

Note 2: The turning flags are to be set by the Referee or their delegate considering water conditions at the time of a race e.g., the turning flags should be set back up to about 5 metres from the water's edge in the event of a steep drop off into the water and/or a heavy shore dump for safety, fairness, and practicality. However, on a flat beach and/or little wave surge, the turning flags may be placed at the water's edge or in the water to minimise the run distance. The swim and board start and changeover line may be placed on the beach or in the water depending on conditions and the placement of the turning flags.

8.3 SIX PERSON TAPLIN RELAY

8.3.1 General Conditions

- (a) Teams shall comprise six competitors (two Swimmers, two Surf Board Paddlers, and two Surf Ski Paddlers) who shall complete the event.
- (b) Placing of Gear – Items of gear shall be placed adjacent to the respective starting areas of the various craft by team members.
- (c) Craft – Each team shall provide at least one board and one ski. It is permissible for team members to use the same board and ski.
- (d) Control of craft – A competitor in the Taplin Relay event can lose control or contact with their craft on the way out to the buoys and on return from the buoys provided they regain the craft and rounds the last course buoy in contact with the craft. Competitors must paddle their ski (including paddle) or board (as applicable) around all the course buoys including the last course buoy (i.e., the green and yellow swimming buoy) but shall not be disqualified if they lose control or contact with their craft after the last course buoy on the return journey.
- (e) Replacing of skis, paddles, and boards – Equipment may be replaced during an event. A handler or club members shall be permitted to assist in replacing equipment during an event, but only to the extent of placing the nose of the replacement ski or paddle at the water's edge and adjacent to the start line or board on or behind the start line.
- (f) To assist with the safe conduct of competition it is permitted for any member to assist with the removal of any damaged or abandoned equipment from the competition course.
- (g) Starting Positions – Six Person Taplin competitors must commence craft legs of the event from the correctly allotted beach position. The starting positions are reversed twice for the board and ski legs. For example, where 16 teams are involved in which a competitor's team has drawn position 1; the first craft competitor in the team commences the initial craft leg from position 1 and the next team competitor for the same craft (board or ski) commences from position 16. This order is then again reversed for the next type of craft leg (board or ski).

8.3.2 The Course

The course shall be as detailed in the Ironman/Taplin Relay Diagram 33 – U14 – Open Ironman and Ironwoman.

8.3.3 Procedure

Note: For the purpose of this description the ballot will be swim, board, ski and the course direction is right hand in.

- (a) On the starting signal the first swimmer shall enter the water, round the swimming buoys and return to the beach, round the two green and yellow turning flags and visibly tags the second swimmer who is waiting with their front foot on or behind the SCO line or on the shoreward side of the SCO line. The second swimmer completes the swimming course, rounds the two green and yellow turning flags, and then visibly tags with the first board paddler who shall be waiting, with their board, with their front foot on or behind the SCO line or on the shoreward side of the SCO line (refer Rule 2.21 for definition of a tag).
- (b) When the first board paddler has completed the course, the board may be left at the water's edge and the paddler will round the two green and yellow turning flags and visibly tag the second board paddler who is waiting, with their board, and with their front foot on or behind the SCO line or on the shoreward side of the SCO line.
- (c) The second board paddler completes the course, rounds the two green and yellow turning flags then visibly tags with the first ski paddler, who shall be waiting at approximately knee depth water with their ski and paddle.

- (d) When the first ski paddler has completed the course, the ski paddler may leave the ski and paddle round the two green and yellow flags and visibly tag the second ski paddler who is standing at approximately knee depth with their ski and paddle. After the second ski paddler completes the course, they may leave their ski and paddle, rounds one green and yellow turning flag, passes the other green and yellow flag on the shoreward side, and continues to the finish between the two green or area coloured finish flags.
- (e) Removal of craft from the competition course during the event is permitted by a team member or other person(s) authorised by the Referee or Sectional Referee and provided they do not impede the progress of other competitors.
- (f) Competitors in the Taplin Relay events must commence their leg of the event from the (correct) position as allotted by the Marshall. If the competitor does not comply with this, the team may be disqualified.

Note 1: The SCO line only is required for the swim or board start and a swim or board changeover, i.e., once a race has commenced there is no requirement for an outgoing competitor to cross this line after a start or changeover, but the swimmer or board paddler must be tagged on the shoreward side of the SCO line. The SCO line is not required for a ski changeover.

Note 2: The green and yellow turning flags are to be turned in the same direction as the buoys for each leg of the course.

8.3.4 Taplin Relay Variations

- (a) Three person Taplin Relay is as per the six person Taplin Relay except that the event is conducted with one swimmer, one board paddler and one ski paddler.
- (b) The Masters three person Taplin Relay is as per the standard Taplin Relay except that the two green/yellow turning flags are placed approximately 15m apart and located either on the shoreline or at knee depth water (as appropriate and taking into account prevailing surf conditions) so as to minimise the run distance). The two green or area coloured finish flags are placed on the water's edge 5m apart and 5m from the second turning flag. If the first leg is swim or board, the event commences from the water's edge. For the second and third legs, swimmers and craft competitors (as appropriate) may commence in the water.

Note: Dependent on conditions officials may direct the depth to which competitors may enter the water to await the tag from incoming competitors.

- (c) Four person Taplin Relay is as per the six person Taplin Relay except that the event is conducted with one Swimmer, one board paddler, one ski paddler and a beach sprinter who is always the last competitor in the event. The third competitor visibly tags with the beach sprinter (refer Rule 2.21 for definition of a tag). The tag can be effected anywhere between the last turning buoy of the third competitor and the seaward side of the first green and yellow turning flag. The beach sprinter proceeds around the first green and yellow turning flag and past the second green and yellow turning flag on the shoreward side and finishes between the two green flags.

Note: Runners are permitted to enter the water to tag the incoming competitor and may wade, porpoise/duck-dive* off the bottom with their feet, catch waves and/or run to the turning flags but are not permitted to swim at any time (this includes taking an overarm swimming action to either catch or stay on a wave.

* Providing the feet push off the bottom, it is permitted to have an above water arm action as part of the porpoise/duck-dive movement.

- (d) Competitors must commence their leg of the event from the correctly allotted beach position. The starting positions are reversed for the board and ski legs. For example, in a 16-team race in which a team has drawn position 1; the initial craft leg is commenced from position 1 and the other craft leg is commenced from position 16.

8.4 LIFESAVER RELAY

8.4.1 General Conditions

- (a) Team composition – Teams shall comprise of nine competitors all of whom must be SLSA Bronze Medallion holders (one Surf Boat Crew, one Swimmer, one Surf Board Paddler, one Surf Ski Paddler and one Beach Sprinter).

Note: The Lifesaver Relay event is conducted at Australian Surf Life Saving Championships, only when it is possible to run the final with the surf boat leg and the remainder of the course side by side and with the one start.

- (b) Excluding the Surf Boat sweep within each team there must be four female competitors and four male competitors. Also included in the team from this gender mix must be at least one U19 competitor and at least one U17 competitor (as determined by their age for participation in individual events). The nominated boat sweep must be an accredited open age competitor and may be either male or female gender.

Note 1: Under no circumstances shall a team compete unless they have at least one competitor from the U17 and U19 age category.

Note 2: A member is permitted to compete in a surf boat leg of the Lifesaver Relay when they are in the U17 age category (i.e., upon reaching 15 years of age as at 30 September in a competition year).

- (c) Legs – This event shall be conducted over a course which shall include a Surf Boat leg, Swim leg, Surf Board leg, Surf Ski leg and a Beach Sprint leg, in that order.
- (d) Placing of gear – Items of gear shall be placed adjacent to the respective starting areas of the various craft by team members.
- (e) The starting positions for board and ski legs (only) will be reversed. For example, in a 9-team race in which a team has drawn position 1 for the boat leg, the proceeding board leg will also start from position 1, with the ski leg reversing to position 9.

Starting position –Surf Boat leg	1	2	3	4	5	6	7	8	9
Board leg starting position	1	2	3	4	5	6	7	8	9
Ski leg starting position	9	8	7	6	5	4	3	2	1

- (f) Control of craft:
- (i) The boat crew must row their boat around their designated turning buoy but shall not necessarily be disqualified if they overturn or lose control or contact with the boat on the way out to the buoys and/or on return from the buoys, provided the boat is regained and rounds the buoy “properly equipped” (refer Section 5).
- (ii) The board and ski competitors in the Lifesaver Relay can lose control or contact with their craft (and paddle as applicable) on the way out to the buoys and/or on return from the buoys provided they regain the craft (and paddle) and round the last course buoy in contact with the craft (and paddle). Each craft competitor in the Lifesaver Relay event must paddle their ski (including paddle) or board (as applicable) around all the swim and craft course buoys including the last course buoy (i.e., the green and yellow swimming buoy) but shall not be disqualified if they lose control or contact with their craft after the last course buoy on the return journey.
- (g) Replacing of boats, oars, skis, paddles, and boards – a handler or club members shall be permitted to assist in replacing equipment, but only to the extent of placing replacement equipment at the SCO line.
- (h) To assist with the safe conduct of competition it is permitted for any member to assist in the removal of any damaged or abandoned equipment from the competition course.

8.4.2 The Course

The course shall be as detailed in the diagram.

8.4.3 Procedure

- (a) Surf Boat Course – The boat is positioned in the team’s allocated position on the water’s edge. One crew person is positioned in the team’s allocated position on the boat start/finish line with their front foot on or behind the boat start/finish line or on the shoreward side of the boat start/finish line. On the starting signal a crew person runs from the boat start/finish line to the boat. Upon touching any part of the boat (not the oars) the crew then gets into the boat, rows to and around their designated turning buoy as instructed by the designated official and returns to shore. At any time after rounding the turning buoy, a crew person may leave the boat and proceed to shore, cross the boat start/finish line to their designated beach position where a flag has been placed 5m behind the start/finish line. The crew person then raises that flag above their head to signal the start of the next leg.

Note: The General Conditions of Surf Boat Racing apply to this event except where otherwise noted for this event.

- (b) Swim Course – Upon the raising of the flag by the boat crew person the swimmer who is waiting with their front foot on or behind the SCO line then enters the water, completes the swim course, rounds the two green and yellow turning flags, and then visibly tags with the board paddler who is waiting with their board and with their front foot on or behind the SCO line and on the shoreward side of the SCO line (refer Rule 2.21 for definition of a tag).
- (c) Board Course – When the board paddler has rounded all board course buoys with their board the paddler may leave their craft and round the two green and yellow turning flags and visibly tags with the ski paddler who is waiting in approximately knee depth water with their ski and paddle,
- (d) Ski Course– The ski paddler then completes the ski course. Once the ski paddler has rounded all buoys the ski paddler may leave their craft. The ski paddler visibly tags with the beach sprinter. The tag can be effected anywhere between the last turning buoy and the seaward side of the first green and yellow turning flag.
- (e) Beach Sprint Course – The beach sprinter proceeds around the first green and yellow turning flag and past the second green and yellow turning flag on the shoreward side and finishes between the two green or area coloured finish flags.

Note: Runners are permitted to enter the water to tag the incoming competitor and may wade, porpoise/duck-dive* off the bottom with their feet, catch waves and/or run to the turning flags but are not permitted to swim at any time (this includes taking an overarm swimming action to either catch or stay on a wave.

* Providing the feet push off the bottom, it is permitted to have an above water arm action as part of the porpoise/duck dive movement.

- (f) Competitors in the Lifesaver Relay events must commence their leg of the event from the (correct) position as allocated by the Marshall. If the competitor does not comply with this the team may be disqualified.

Note 1: The SCO line only is required for the swim and a board changeover i.e. once a race has commenced, (with the boat), there is no requirement for an outgoing competitor to cross this line after a changeover, but the board paddler must be tagged on the shoreward side of the SCO line. The SCO line is not required for a ski changeover.

Note 2: The green and yellow turning flags are to be turned in the same direction as the buoys for each leg of the course.

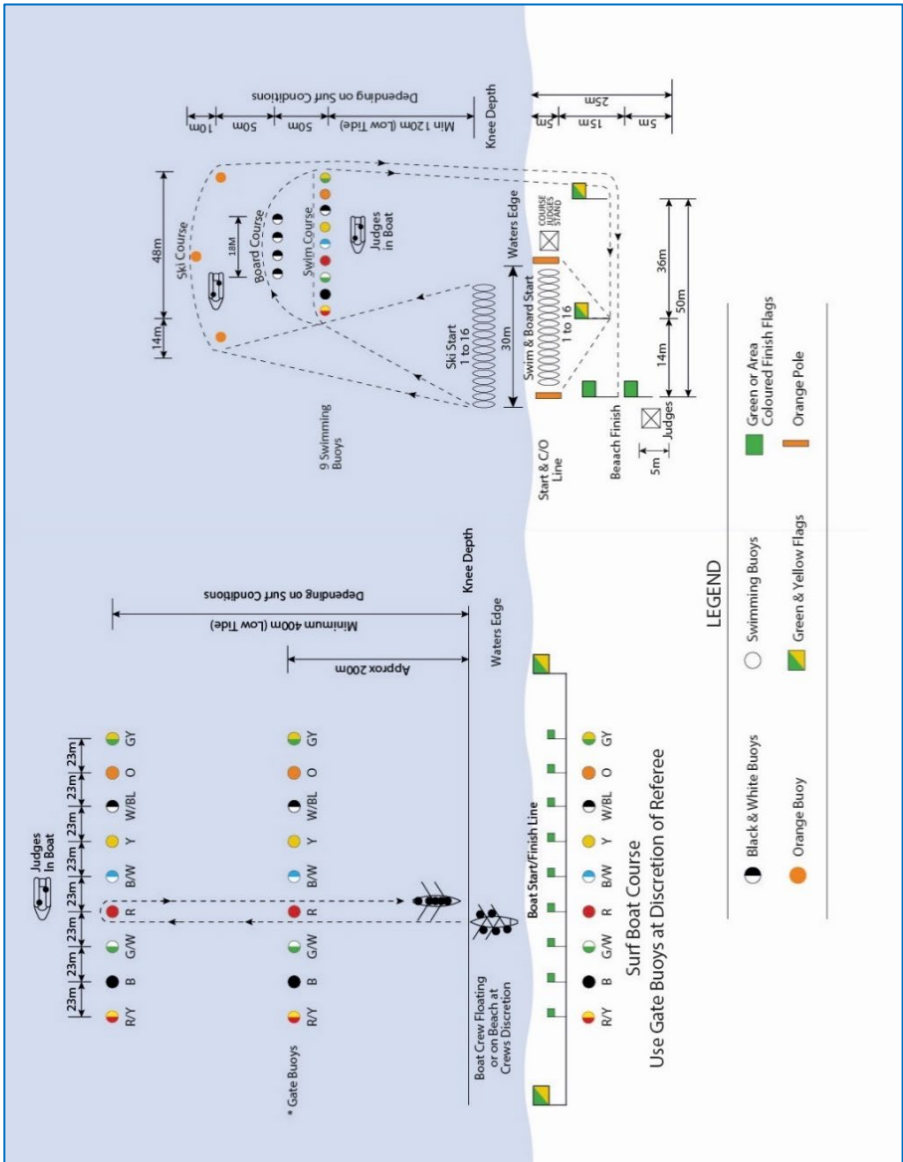


FIGURE 37: LIFESAVER RELAY RACE

(Distances approximate only)

Note: The layout of the competition arena, including the beach setup relative to the positioning of the buoys, may be adjusted dependent upon the prevailing surf, sweep, and beach conditions.

8.5 OCEAN M

8.5.1 Event Description

- (a) Competitors cover a 1.64 km (approx.) in-water course that includes a swim leg, a board leg, a surf ski leg, and a beach sprint finish.
- (b) Except for the differences noted in this Section, the conditions of racing of each leg are as generally required for the individual conditions of that discipline including the rules governing the component disciplines.
- (c) At major events such as Championships, Promotional or Special events a “competitor only environment” may be prescribed by the Competition Organiser as being essential for event presentation. Please refer to the ILS Competition Rule Book Ocean M event for guidance notes.
Note: “Competitor only environments” may also be considered, as appropriate, for other SLSA events.
- (d) Unless otherwise advised by the Competition Organiser or the Competition Committee, the fixed sequence of events shall be swim, board, and ski.

8.5.2 Starting Positions

- (a) Competitors must commence the swim leg and the board leg from their drawn position on the start line. The starting positions are reversed after the board leg for the surf ski leg i.e. in a 16-competitor race in which a competitor has drawn position 1: the competitor commences the swim and board legs from position 1, but commences the ski leg from position 16.

Swim leg starting position	1	2	3	4	5	6	7	8	...	16
Board leg starting position	1	2	3	4	5	6	7	8	...	16
Ski Leg starting position	16	15	14	13	12	11	10	9	...	1

8.5.3 Craft Management/Handling

- (a) At some competitions (such as Olympic type promotional events) handlers shall not be permitted into the competition arena. In such circumstances, competitors, or skilled officials (as nominated by Competition Organisers), shall place boards at the start/changeover line in drawn order and the skis (and paddles) placed behind the boards in drawn (reverse) order. There will be an approximate 1m space between each board and each ski so that competitors are not impeded by craft. Following competitor use the equipment will then be managed in the arena by the designated officials.
- (b) **Personal Handlers:** If permitted by the Competition Organisers a personal handler may assist the competitor with craft management.

Personal handlers shall not be considered to be a competitor but shall be required to:

- (i) Be a financial SLSA member.
- (ii) Wear a high visibility vest if entering the water beyond knee depth water or, if required by the event organiser, the provided handler’s vest and/or other provided garments.
- (iii) A handler, if directed by the event organiser, must also wear a competition cap.
- (iv) Comply with all instructions from Officials and comply with all SLSA rules and policies.
- (v) Make every effort to ensure that they, or the equipment that they are handling, does not impede another competitor, otherwise the competitor may be subject to disqualification.

8.5.4 The Course

- (a) Buoys shall be laid out for the swim, board, and surf ski legs as indicated in the following diagram.
- (b) To ensure fair starts and finishes, alignment of the start line and finish line to the buoys may be altered at the discretion of the Referee, depending on the prevailing sea conditions.
- (c) To encourage spectators, public, media and sponsor interest special audio and visuals may also be utilised including changeover and finish arches, large in-water turning buoys, special on-beach turning markers/flags and on-beach grandstands.
- (d) **Buoy distances:** The swimming buoys shall be positioned approximately 90m from the water's edge and 50m apart.
- (e) The board leg buoys and surf ski leg buoys shall be positioned approximately 50m and 100m respectively behind the swimming buoys. The board leg buoys should be approximately 55m apart and the surf ski buoys approximately 60m apart, with the surf ski buoys having an additional small marker buoy placed approximately 1m to the return side of each of the ski buoys to assist with ski turns.
- (f) **Markers:** A large turning marker (or two flags approximately 1m apart) is to be placed in the centre of the beach at approximately knee depth water to the designated beach turning point at the halfway of each leg of the race. In the event that there is no shallow water the marker shall be placed at the water's edge.
- (g) Two further beach markers approximately 35m apart are to be placed on the beach directly behind the turning markers to form a semi-circular run track to the finish/change line.
- (h) **Finish/Change line:** The finish/change line is designated by a finish arch or twin flags placed 5m apart and in the centre of the arena and approximately 20m (tide dependent) from the water's edge. If a finish arch is erected the judging line shall be delineated by two flags on the incoming side of the arch.
Note: For the Ocean M Lifesaver Relay event the finish/change line shall also be the changeover line for team members in the event.
- (i) **Start line:** The start line shall be approximately 15m in width (may be wider for an Eliminator event with more than 16 competitors), centred on the swimming buoy No. 1, and approximately 30m from the water's edge (beach and surf conditions permitting), and may be marked by poles at either end.
Note 1: Competitors are not required to cross through the start line for any legs of the event.
Note 2: Boards, Skis and Paddles are to be placed where directed close to the water's edge prior to the commencement of the race.
- (j) Competitors commence the event on the starters signal and run to enter the water for the swim leg of the race.
- (k) **Swim course:** The swim leg is conducted from the start line, around the first swimming buoy from left to right, return to the beach to round the turning marker(s) from right to left, then proceed around the second swimming buoy from left to right and return to the beach, past the first beach marker, through the finish/change arch and past the second beach marker to commence the board leg.
- (l) **Board course:** The board leg is conducted from the pick-up of the board on the beach, past swim buoy No. 1 on the outside (i.e. the paddler stays to the left of the swim buoy No. 1) and around the first board buoy from left to right, return to the beach passing swim buoy No. 1 on the outside (i.e. the paddler stays to the left of the swim buoy No. 1). The turning marker is then rounded from right to left, and the board is paddled past swim buoy No. 2 on the outside (i.e. the paddler stays to the left of the swim buoy No. 2) and around the second board buoy from left to right, return to the beach passing swim buoy No. 2 on the outside (i.e. the paddler stays to the left of the swim buoy No. 2) to return to the beach, past the first

beach marker, through the finish/change arch and past the second beach marker to commence the ski leg.

- (m) **Surf ski course:** The ski leg is conducted from the pick-up of the ski and paddle on the beach, past the swim and board buoys No. 1 on the outside (i.e., the paddler stays to the left of the swim and board buoys No. 1) and around the first ski buoy (and the marker buoy) from left to right, return to the beach passing the board and swim buoys No. 1 on the outside (i.e. the paddler stays to the left of the swim and board buoys No. 1). The turning marker is then rounded from right to left and the ski is paddled past the swim and board buoys No.2 on the outside (i.e. the paddler stays to the left of the swim and board buoys No.2) and around the second ski buoy (and marker buoy) from left to right, passing board and swim buoys No.2 on the outside (i.e. the paddler stays to the left of the swim and board buoys No.1) to return to the beach, past the first beach marker and through the finish line and arch to complete the race.
- (n) **Beach sprint course and finish:** The race shall be concluded when a competitor completes all legs. To finish, a competitor must past the first beach marker and through the finish at the finish arch (or through the two finish flags).
- Note:** Competitors round the turning flags in the same direction as the buoys for each leg of the course.
- (o) **Course Set Up Guidance:** If the swim buoy distance is to exceed 90m from the water’s edge because of prevailing tide or surf or beach conditions, the Competition Committee may decide to use the two board buoys for the swim. In such circumstances competitors shall not complete an M shape swim course but shall proceed around both board buoys without returning to the beach and then commence the “M” board leg.

Note: Should tide or surf or beach conditions make it impractical to set a suitable M shaped water course, the Competition Committee may alternatively decide to use the traditional Ironman/Ironwoman course for the water legs of the event while retaining the on-beach course for the event.

8.5.5 Equipment Management

- (a) **Changing of damaged equipment:** A board, surf ski and/or paddle shall not be changed during a section of the race unless it is damaged or becomes unseaworthy. Team members/handlers shall be permitted to assist in replacing the damaged craft, but only to the extent of placing other craft at the edge of the competition arena where directed by the Referee.
- (b) **Equipment removal:** To assist with the safe conduct of the event, team members and/or handlers, or designated officials, may remove damaged or abandoned equipment from the course during the race provided the progress of other competitors is not obstructed and that the gear is not brought to shore within the confines of the competition arena.

8.5.6 Judging

- (a) Judges shall be placed to observe the conduct of the event and to determine competitors’ place at the finish.
- (b) Competitors must finish on their feet in an upright position. The finish is judged on the competitor’s chest crossing the finish line.

8.5.7 Contact with Craft

- (a) Competitors must be in contact with the surf ski or board up to and including the last course buoy. Competitors shall not be disqualified if they lose contact with the craft on the return journey from the buoys. Competitors may lose contact on the way out without penalty provided they regain the craft and round the last turning buoy of each leg in contact with the craft and complete the course.

Section 8 – Multi-Discipline Events

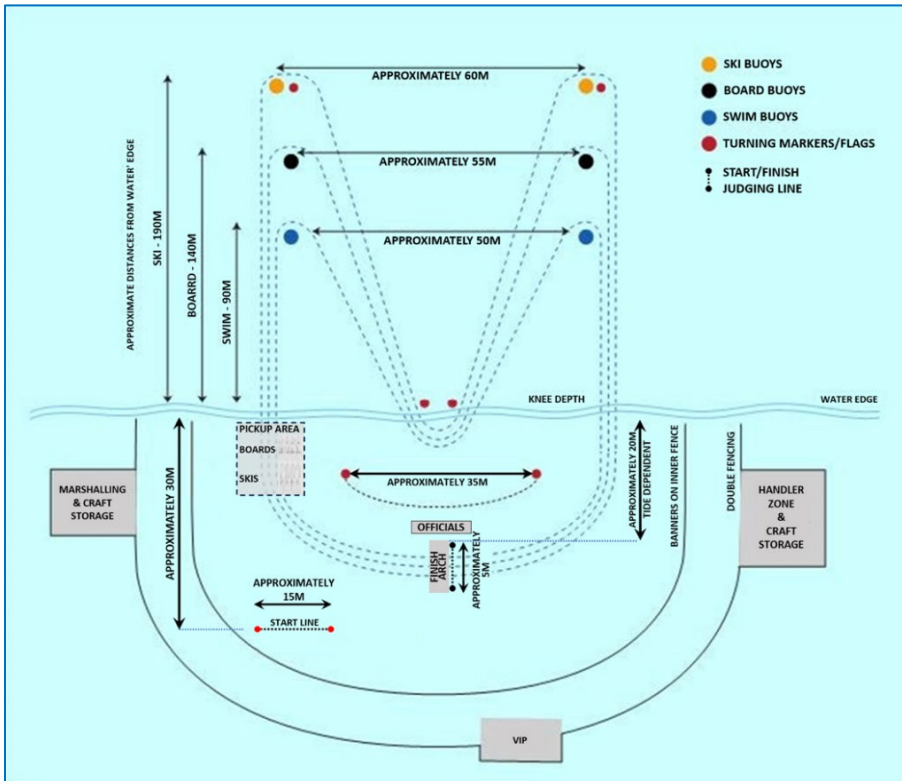


FIGURE 38: INDIVIDUAL OCEAN M COURSE
(Distances approximate only)

Note: The layout of the competition arena, including the beach setup relative to the positioning of the buoys, may be adjusted dependent upon the prevailing surf, sweep, and beach conditions.

8.6 OCEAN M LIFESAVER RELAY

8.6.1 Event Description

- (a) The Ocean M Lifesaver Relay is a variation of the Ocean M event.
- (b) Except for the differences noted in this section, the conditions and rules are as per the Ocean M event
- (c) Teams of four competitors (one swimmer, one board paddler, one surf ski paddler, and one runner) complete the course.

Note: The one runner completes all four run legs of the Ocean M Lifesaver Relay.

- (d) Unless otherwise prescribed by competition organisers, teams shall consist of two males and two females.
- (e) Each team in may select the legs of the event in which their (two men and two women when a mixed event) competitors participate.
- (f) Unless otherwise advised by the organiser or competition committee, the fixed sequence of legs in run - swim – run - board – run - surf ski – run. The course direction is clockwise unless otherwise directed.

8.6.2 The Course

- (a) The course shall be as per the Ocean M Lifesaver Relay diagram.
- (b) **Start line:** The start line shall be approximately 15m in width, centred on the swimming buoy No. 1, and approximately 30m from the water's edge (beach and surf conditions permitting), and may be marked by poles at either end.
Note: Competitors are not required to cross through the start line for any legs of the event.

- (c) **First Run Leg** The event commences on the starters signal with an approximate 30m run leg that is conducted from the start line located on the left hand side of the finish arch (looking seaward) to the water. The runner shall then visibly tag their swimmer who shall be waiting at their discretion at the water's edge or in the water.

Note: Runners are permitted to enter the water to tag their competitor and may wade, porpoise/duck-dive* off the bottom with their feet but are not permitted to swim at any time before tagging with their competitor.

* Providing the feet push off the bottom, it is permitted to have an above water arm action as part of the porpoise/duck dive movement.

- (d) **Swim Leg:** The swimmers are to swim around the “M” swim course and return to the beach and visibly tag with their runner. The tag can be effected anywhere between the last turning buoy and the seaward side of the first beach marker.

Note: Runners are permitted to enter the water to tag their competitor and may wade, porpoise/duck-dive* off the bottom with their feet, catch waves and/or run to the changeover zone, but are not permitted to swim at any time, (this includes taking an overarm swimming action to either catch or stay on a wave).

* Providing the feet push off the bottom, it is permitted to have an above water arm action as part of the porpoise/duck dive movement.

- (e) **Second Run Leg:** The runners proceed around the finish arch and then visibly tags their board paddler who shall be standing with their board at their discretion at the water's edge or in the water.

Note: The runners tag and actions are as per the “note” for the first run leg.

- (f) **Board course:** After tagging with their runner the board paddlers paddle around the “M” board course, returns to the beach, and visibly tags with their runner. The tag can be effected anywhere between the last turning buoy and the seaward side of the first beach marker.

Note: The runners tag and actions are as per the “note” for the swim leg.

- (g) **Third Run Leg:** The runners proceed around the finish arch and then visibly tags their ski paddler who shall be standing with their ski and paddle at their discretion at the water’s edge or in the water.

Note: The runners tag and actions are as per the “Note” for the first run leg.

- (h) **Ski Course:** The ski paddler paddles around the “M” ski course, returns to the beach, and visibly tags with their runner. The tag can be effected anywhere between the last turning buoy and the seaward side of the first beach marker.

Note: The runners tag and actions are as per the “note” for the swim leg.

- (i) **Fourth Run Leg:** The event shall be concluded when the runner passes the first beach marker and through the finish judging line at the Finish Arch/flags.

Note: The runners tag and actions are as per the “Note” for the first run leg.

8.6.3 Course Variations

- (a) If the swim buoy distance is to exceed 90m from the water’s edge because of prevailing tide or surf or beach conditions, the Competition Committee may decide to use the two board buoys for the swim. In such circumstances competitors shall not complete an M shape swim course but shall proceed around both board buoys without returning to the beach. The run, board and ski leg as shall be as per standard rules for the Ocean M Lifesaver Relay event.

Further, should tide or surf or beach conditions make it impractical to set a suitable M shaped water course, the Competition Committee may alternatively decide to use the traditional Ironman/Ironwoman course for the water legs of the event while retaining the on-beach course for the event.

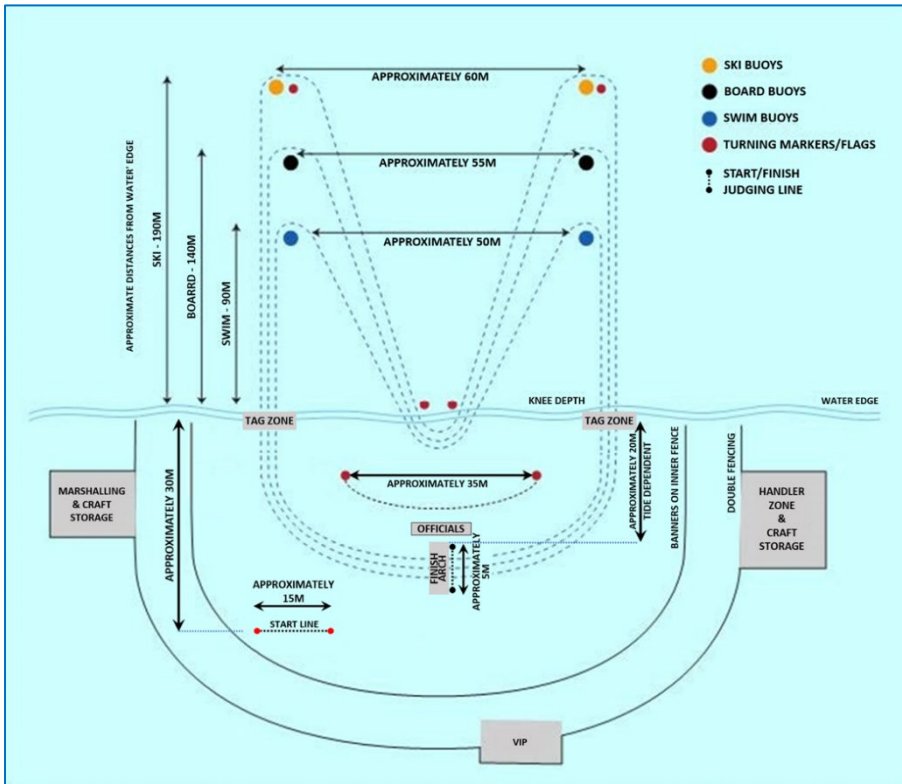


FIGURE 39: OCEAN M LIFESAVER RELAY COURSE
(Distances approximate only)

Note: The layout of the competition arena, including the beach setup relative to the positioning of the buoys, may be adjusted dependent upon the prevailing surf, sweep, and beach conditions.

8.7 CAMERON RELAY

8.7.1 General Conditions

- (a) A team shall consist of four competitors: a Swimmer, two Runners and a Surf Board Paddler.
- (b) The sequence of legs of the swim and board legs shall be by ballot.
- (c) Control of craft – The board competitor can lose control or contact with their board on the way out to the buoys and on return from the buoys provided they regain the board and round the last course buoy in contact with the board. The board competitor must paddle their board around all the course buoys including the last course buoy (i.e. the green and yellow swimming buoy) but shall not be disqualified if they lose control or contact with their craft after the last course buoy on the return journey.
- (d) Replacing of boards – a handler or club members shall be permitted to assist in replacing equipment during an event, but only to the extent of placing the nose of the replacement board on or behind the start line.
- (e) To assist with the safe conduct of competition it is permitted for any member to assist in the removal of any damaged or abandoned equipment from the competition course.

8.7.2 The Course

The course shall be as detailed in the diagram.

8.7.3 Procedure

For the purpose of this example the sequence of legs will be swim, run, board, and run.

- (a) Swim and board competitors shall position themselves at the SCO line. Runners shall position themselves on the seaward side of the green and yellow turning flag.
Note: Runners are permitted to enter the water to tag the incoming competitor and may wade, porpoise/duck-dive* off the bottom with their feet, catch waves and/or run to the turning flags, but are not permitted to swim at any time, (this includes taking an overarm swimming action to either catch or stay on a wave).
* Providing the feet push off the bottom, it is permitted to have an above water arm action as part of the porpoise/duck dive movement.
- (b) On the starting signal the swimmer shall enter the water, round the swimming buoys and then visibly tags with the first runner (refer Rule 2.21 for definition of a tag). The tag can be effected anywhere between the last turning buoy and the seaward side of the first green and yellow turning flag.
- (c) The first runner shall then proceed around the green and yellow turning flags and visibly tags with the board paddler who is waiting, with their board, and with their front foot on or behind the SCO line or on the shoreward side of the SCO line.
- (d) The board paddler shall then paddle around the board course and visibly tags with the second runner. The tag can be effected anywhere between the last turning buoy and the seaward side of the first green and yellow turning flag.
- (e) The second runner shall then proceed around the first green and yellow flag, past the second green and yellow flag on the shoreward side and finish between the two green or area coloured finish flags.
- (f) Competitors in the Cameron Relay events must commence their leg of the event from the (correct) position as allotted by the Marshall. If the competitor does not comply with this the team may be disqualified.

Note: The SCO line only is required for the swim start and a board changeover i.e., once a race has commenced, there is no requirement for the starting competitor or an outgoing competitor to cross this line after a changeover, but the board paddler must be tagged on the shoreward side of the SCO line.

8.7.4 Cameron Relay Variations

- (a) Variations include three and two person Cameron Relay events.
- (b) The three person Cameron Relay event is as per the four person Cameron Relay except that the designated runner completes both the first and second run leg of the event.
- (c) In the two person Cameron Relay event there are no designated runners with the swimmer and board paddler completing the run legs of the course. All other conditions of the event are unchanged.

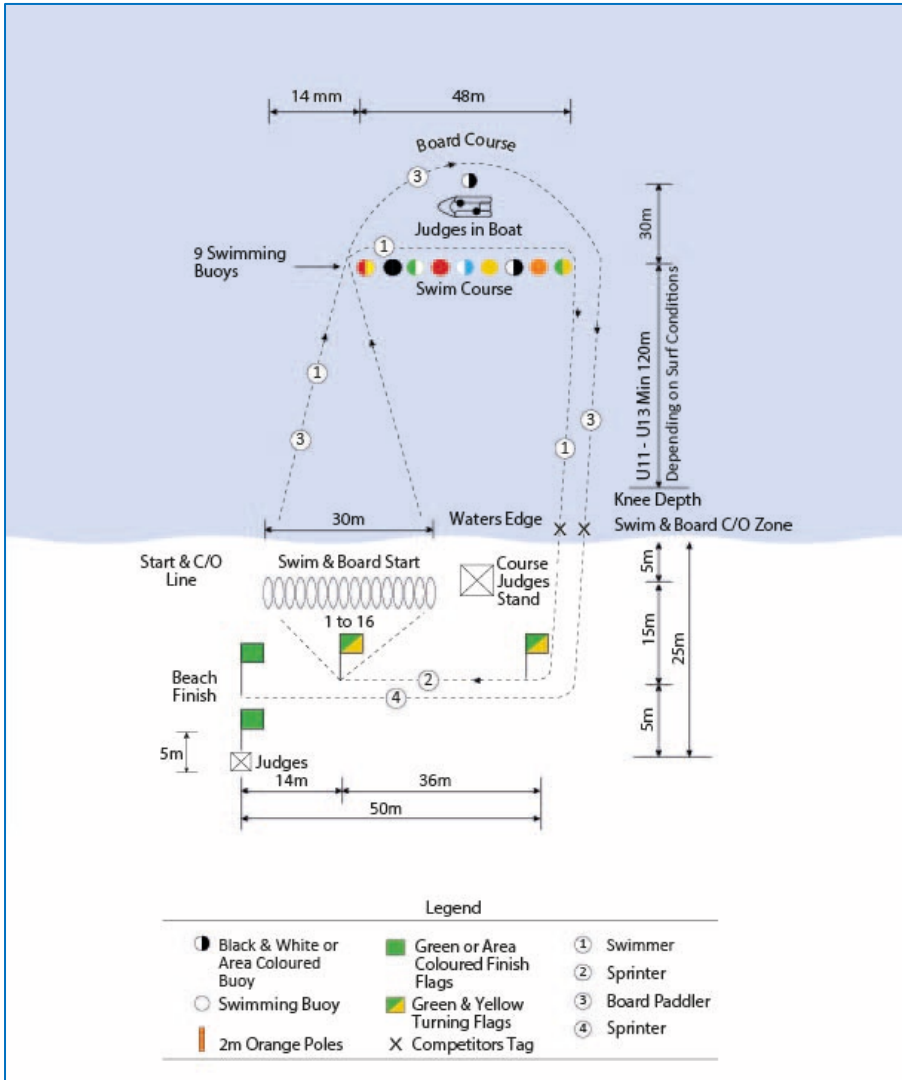


FIGURE 41: UNDER 11 - UNDER 13 CAMERON RELAY RACE

Note: The layout of the competition arena, including the beach setup relative to the positioning of the buoys, may be adjusted dependent upon the prevailing surf, sweep, and beach conditions.

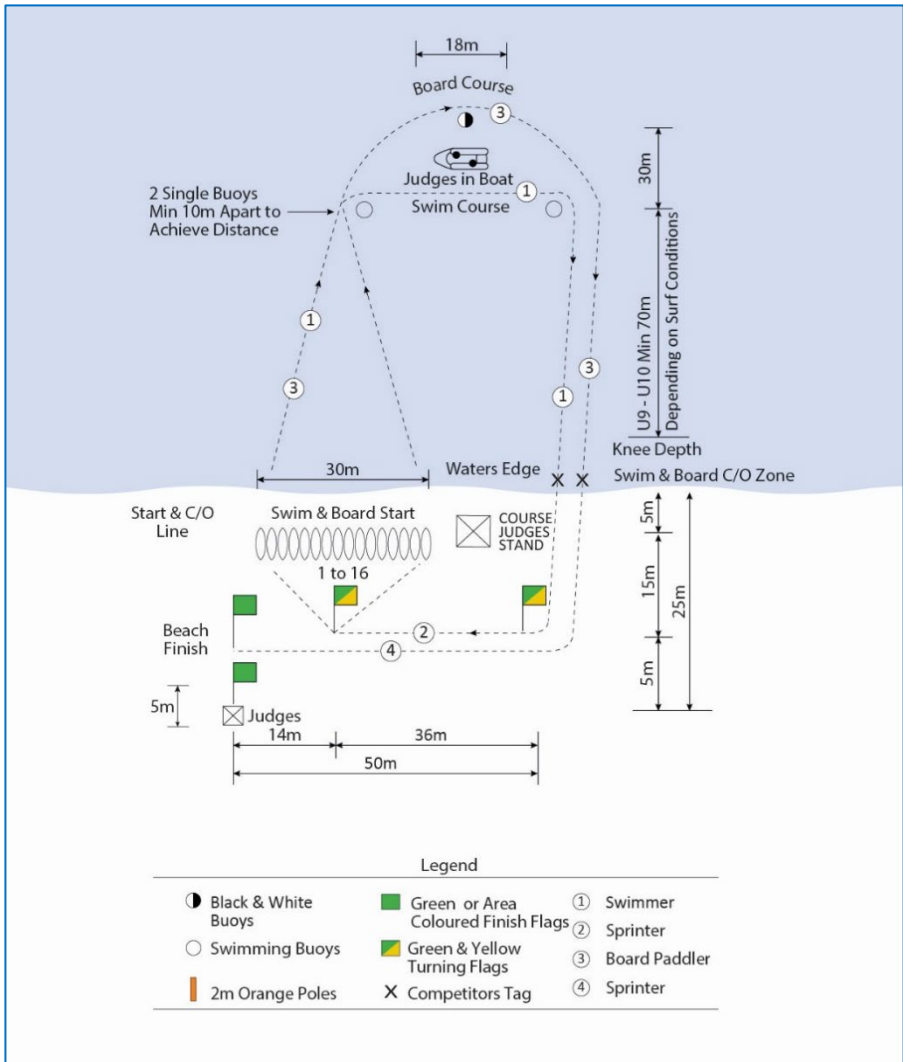


FIGURE 42: UNDER 9 - UNDER 10 CAMERON RELAY RACE.

Note: The layout of the competition arena, including the beach setup relative to the positioning of the buoys, may be adjusted dependent upon the prevailing surf, sweep, and beach conditions.

8.8 SURF BOARD RESCUE RACE

8.8.1 General Conditions

- (a) This event shall be conducted over a course which shall include a Swim leg and a Surf Board leg.
- (b) Team composition – Teams shall comprise a Patient and a Board Rescuer.
- (c) Losing control of patient and/or board – The rescuer may lose control/contact with the board on the way to their turning buoy without penalty. The rescuer and patient may lose contact with the board on the return journey. However, both the rescuer and patient must be in contact with the board when crossing the finish line.
- (d) Replacing of boards – a handler or club members shall be permitted to assist in replacing equipment during an event, but only to the extent of placing the nose of the replacement board on or behind the start line.

8.8.2 The Course

The course is as detailed in the diagram.

8.8.3 Procedure

- (a) The swim section is conducted from the start line to the swimming buoys.
- (b) The board section is conducted from the start line to the seaward side of the swimming buoys, pick up patient and return to the finishing line.
- (c) Turning of Buoys – The board shall be paddled around the allotted buoy right hand in or as directed by the Referee.
- (d) The race is concluded when the patient and rescuer have correctly completed the course, both in contact with the board and cross the finish line on their feet between the two green flags.
- (e) The patients shall take up their position on the start line in their allotted positions.
- (f) On the starting signal, each patient shall enter the water and swim to their allotted buoy. On reaching their allotted buoy, the patient shall place their forearm over the top of the buoy and then signal their arrival by raising their other arm to a vertical position whilst remaining in contact with the buoy. The said signal, subject to all conditions being fulfilled, shall be the determining factor in judging the patient's arrival at their buoy excepting that should a competitor swim to a wrong buoy and signal the team shall be disqualified. The patients must then release contact with the swimming buoys, retire to the seaward side of the swimming buoys and await arrival of their Rescuer.

Note 1: The swimming buoy is described as the buoy only and does not include any attaching ropes or straps.

Note 2: Competitors may touch buoys and buoy ropes but are not permitted to use the buoy ropes to drag themselves along the course to reach their allotted buoy.

- (g) The rescuer shall take up their allotted position on the start line. On receiving the signal from the patient, the rescuer shall enter the water and paddle to and around the allotted buoy. The rescuer shall turn the buoy from left to right unless otherwise directed by the Referee. The patient shall make contact with any part of the board on the seaward side of the swimming buoy. The patient pick up shall be effected on the seaward side of the buoy. The patient may position themselves on the front or rear of the board, with or without assistance and may assist the rescuer by paddling the board on the return to shore.

Note 1: In Board Rescue races the team shall not be disqualified if the rescuer incorrectly crosses the start/changeover line and then resumes the correct position to correctly await the finish signal from the patient.

Note 2: A team shall not be disqualified if part of the board extends onto the shoreward side of the buoy during the patient pick up process.

- (h) The finish is judged on the chest of the first competitor of the team (i.e., patient or rescuer) crossing the start/finish line on their feet, with both the rescuer and patient being in contact with the board.

Note: Both competitors are required to cross the finish line on their feet to correctly complete the course.

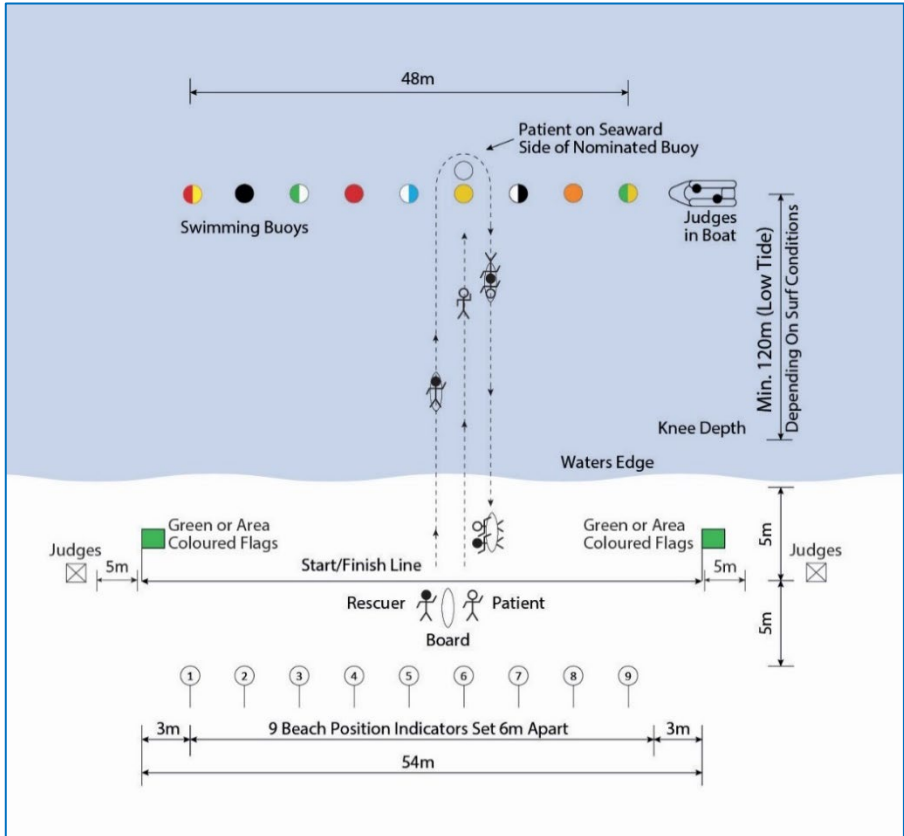


FIGURE 43: SURF BOARD RESCUE RACE

(Distances approximate only)

Note 1: The layout of the competition arena, including the beach setup relative to the positioning of the buoys, may be adjusted dependent upon the prevailing surf, sweep, and beach conditions.

SECTION 9 BEACH EVENTS

38th Edition Changes to the Revised 37th Edition Manual:

- Ongoing** General – Minor editorial changes have been made that do not affect the intended rules of competition. These changes clarify, simplify, and assist with comprehension of the SSM. The changes also correct observed spelling, grammatical, formatting, and other minor errors.
- October 2025** 9.4.5 – There wording for the Beach Flags procedure to prepare for the start has been simplified (but not changed in effect) to improve clarity.

9.1 BEACH SPRINT

9.1.1 The Course

- (a) The course for the Beach Sprint will be as detailed in the diagram.
- (b) The course shall be rectangular and "squared" to ensure that all competitors run the same distance and shall be designated by four distinctly coloured 2m poles.

9.1.2 Procedure

- (a) Competitors shall take up their positions as drawn at the marshalling line under the direction of the Marshall.
- (b) No starting blocks shall be permitted, but competitors may create holes and/or hillocks in, and of sand, to aid their start. Competitors using any material other than sand to aid their start shall be disqualified.
- (c) The wearing of footwear shall not be allowed unless permitted by the Referee due to the prevailing beach surface conditions.
- (d) Competitors are permitted to flatten, level and/or mark the sand in their lane but must comply with the directions of the Referee or Sectional Referee.
- (e) The Starter is in complete control of the start. A Check Starter may be appointed. When appointed, the Check Starter shall have the authority to assist the Starter by calling breaks using a whistle. Both the Starter and Check Starter shall position themselves to ensure a fair start is given.
- (f) On the words of command from the Starter "on your marks", the competitor shall move forward from the marshalling line and assume a comfortable steady position on the starting mark. If a competitor disregards the Starter's command and delays the start by taking an unnecessary long time they shall be disqualified.
- (g) On the command "set" the competitors shall assume a steady posture in the "set" position on the starting mark. If a competitor disregards the Starter's command and delays the start by taking an unnecessary long time they shall be disqualified.
- (h) These commands shall be followed by a pistol shot, whistle blast or other acoustic signal.
- (i) If, for any reason, the Starter has to speak to any competitor after either command, they shall order all competitors to stand up and, the start shall be recommenced.
- (j) If a competitor moves or leaves their mark with hand or foot after the word "set", but before the start is given, it shall be considered a starting break infringement and a false start declared.
- (k) With the exception of competition up to and including the U11 age category the first competitor who breaks shall be disqualified. If one competitor false starts, others may follow. Any competitor who follows is not deemed to have false started.
Note: In competition up to and including the U11 age category one false start shall be permitted. The first competitor who breaks after the first false start has been declared shall be disqualified. If one competitor false starts, others may follow. Any competitor who follows is not deemed to have false started.
- (l) If in the opinion of the Starter or the Check Starter the start was not fair because of a technical defect or other matter not caused by competitors the Starter must recall the competitors and recommence the starting process. In such circumstances any false start error by a competitor shall be expunged.
- (m) Competitors are required to finish the event on their feet. The finish is judged only on the chest of the competitor when crossing the finish line on their feet.

Note: Competitors who attempt to record a timing gate finish result by deliberately using their arms or another part of their body other than their chest to record a finish result may be disqualified.

- (n) Any competitor who crosses into the lane on either side of them may be disqualified.

9.1.3 Judging

- (a) The finishing order of the competitors shall be determined by the alignment of the competitors' chests with the finishing "line".
- (b) Different coloured lane vests may be required to be worn by competitors as an aid for judges. Such vests will be supplied by SLSA.
- (c) The Sectional Referee, or their appointee, shall position themselves to maintain overall supervision.

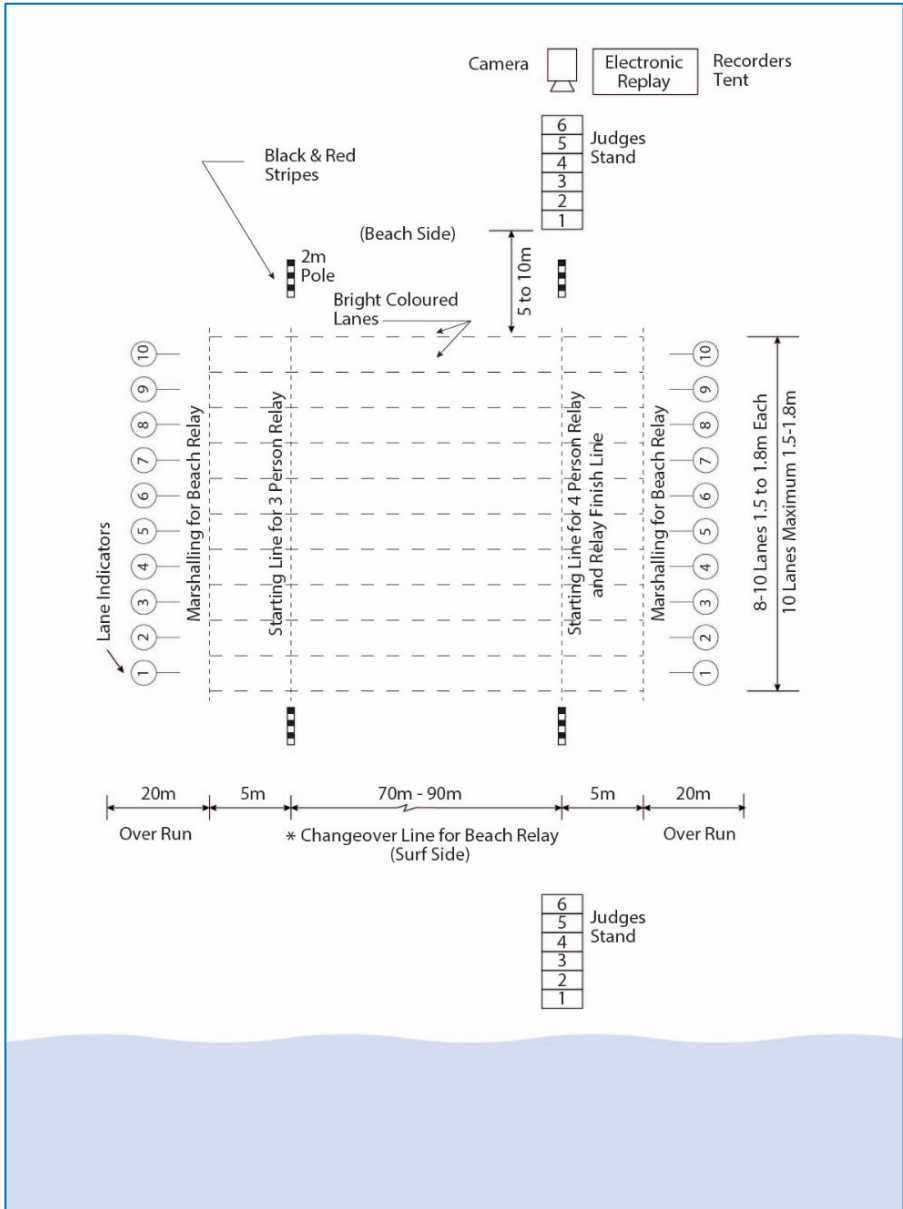


FIGURE 44: BEACH SPRINT AND BEACH RELAY
(Distances approximate only)

Age Group	Approximate Distance
U8 to U14 and Masters	70m
U15 to Open	90m

9.2 BEACH RELAY

9.2.1 The Course

The course shall be as detailed in the diagram.

9.2.2 Procedure

- (a) A team shall consist of four competitors with two members at either end of the course taking up their drawn lane.
- (b) Competitors are permitted to flatten, level and/or mark the sand in their lane but must comply with the directions of the Referee or Sectional Referee.
- (c) Each competitor will complete a leg of the course with a baton held in either hand. At the conclusion of the first, second and third legs they shall pass the baton to the next runner. All competitors shall finish their leg of the event on their feet.
- (d) The beach relay baton shall be approximately 250mm to 300mm in length with an external diameter of approximately 25mm to 40mm and made of flexible material (e.g., flexible hose).
- (e) The starting conditions shall be as for the Beach Sprint with the first competitor of the team taking the mark.
- (f) Baton changeovers shall be affected in the following manner:
 - (i) The competitors taking the baton on the 1st, 2nd and 3rd changes may be moving whilst taking the baton but will be disqualified if any part of the body or hands cross the changeover line before the runner takes the baton.
 - (ii) The competitor coming in to change the baton must carry the baton to the line. The baton cannot be thrown forward for the receiving competitor to catch or pick up to run.
- (g) Should a baton be dropped during the changeover the receiver can recover the baton (whilst ensuring that there is no interference to other competitors) and continue with their leg of the relay.
- (h) Should a baton be dropped at any other stage, the competitor can recover the baton (providing that there is no interference to other competitors) and continue to run.
- (i) Competitors are required to finish the event on their feet carrying their baton. The finish is judged only on the chest of the competitor when crossing the finish line.

Note: Competitors who attempt to record a timing gate finish result by deliberately using their arms or another part of their body other than their chest to record a finish result may be disqualified.

9.2.3 Judging/Change Over

- (a) Judging in general shall be as for the Beach Sprint with the Sectional Referee, the Course Judge and the Finish Judges taking similar duties in regard to the start and finish.
- (b) Course judges shall be appointed to check the changeover line for infringements at each end during the changeovers.
- (c) Any infringements observed by the course judges shall be reported to the Sectional Referee.

9.3 ALL AGE BEACH RELAY

9.3.1 The Course

The Course shall be as detailed in the diagram.

9.3.2 Procedure

- (a) A team shall consist of competitors of different age groups as prescribed by the relevant SLSA Organising Authority.

- (b) Competitors shall run in order from the youngest to oldest, e.g. Under 8, 9, 10, 11, 12, 13, 14, 15, 17, 19, Open, Masters.
- (c) Under no circumstances shall a team compete unless they have runners from each individual age group (as determined by each competitor's age for participation in individual events) complete the designated leg of the course for that age category.
- (d) All other event conditions are the same as the Beach Relay.

9.4 BEACH FLAGS

9.4.1 The Course

- (a) The course shall be as detailed in the diagram.
- (b) The course shall be rectangular and "squared" to ensure that all competitors run the same distance and shall be designated by four distinctly coloured 2m poles.

9.4.2 General Conditions

- (a) In Beach Flags events there shall always be less batons set down than the number of competitors starting or remaining in the event. A competitor who fails to gain a baton in a run-through is thereby eliminated from the competition.
- (b) With the exception of disqualifications or break eliminations no more than two competitors shall be eliminated in each run-through of the first and second rounds of competition. In subsequent rounds and at all quarter-final, semi-final and final stages of competition, no more than one competitor shall be eliminated in any one run-through.

Note: Whilst the above provides for a maximum of two eliminations per run-through, wherever practicable competition should proceed with a maximum of one elimination per run-through in all rounds.

- (c) The Beach Flags (batons) shall be approximately 250mm to 300mm in length with an external diameter of approximately 25mm to 40mm and made of flexible material (e.g., flexible hose).
- (d) There shall be a preliminary draw for positions and further draws after each round. In semi-finals and finals there shall be a draw after each run-through takes place.
- (e) If it is apparent that a flag has been "lost" (in the sand) to competitors, the finish judge shall signal that the flag is lost and that the run through is finished. This signal shall be given either by whistle signal or by word. A run-off shall then occur only between the competitors involved in the search for the flag.
- (f) If two or more competitors hold the same baton and the finish judges are not able to determine which competitor's hand grasped the baton first, the finish judges shall advise the Sectional Referee who shall decide whether there shall be a run-off between the competitors involved. If, after one run-off to determine who progresses in an event or to determine a final placing result and the competitors still cannot be separated, run-offs shall be continued until an elimination and/or placing result is achieved.
- (g) Each run-through or run-off shall be judged as a separate segment of this event and an infringement in one run-through or run-off shall not be carried over and counted against a competitor in a subsequent run-through or run-off.
- (h) If heats are conducted in Beach Flag events a minimum of four competitors must progress from each heat into each subsequent round of the event unless there is a disqualification or elimination of more than one competitor in the last run-through of the round.

9.4.3 Competing for Flags/Deliberate Impedance

- (a) A competitor may otherwise use their body to improve their position to compete for a flag. A competitor may negotiate the shoulder and or body in front of an opponent, but may not use hands, arms, feet, or legs to obtain or remain in this position. If a competitor legally obtains this front position and maintains normal running action, the competitor behind is

obliged to go around the competitor in front. A competitor may cross over in front of a slower competitor.

- (b) Deliberate impedance is defined as “the deliberate use of hands, arms, feet or legs to impede another competitor’s progress”.
- (c) Any competitor who commits deliberate impedance on another competitor will be eliminated from the event. If two or more competitors are guilty of deliberate impedance, the competitor who first deliberately used arms, shoulder, hands, legs, or feet will be eliminated.
- (d) If it is deemed that a competitor has breached the relevant SLSA Code of Behaviour and/or Competing Unfairly clauses contained in Section 2 the competitor(s) involved may be disqualified.

9.4.4 Effect of Elimination and Disqualification

- (a) Any competitor eliminated from the event shall retain the point score and/or placing as at the time in the event.
- (b) Any competitor who is disqualified from the event shall lose all standing from the event. In the event of disqualification from a medal or points round the competitor(s) eliminated from the event immediately prior to the disqualification shall be awarded that placing (except if that competitor’s elimination was the result of a disqualification in which case the next prior competitor eliminated from the event through natural attrition will be awarded the medal or points).
- (c) In Beach Flags events a protest against an elimination must be lodged within 5 minutes or before the next run through of an event begins (whichever occurs first). If a Beach Flag elimination protest occurs the Referee will immediately consider the protest without delay before proceeding with the event. There will be no Appeal permitted on Beach Flag elimination protest decisions of the Referee.

Note 1: A Referee is also authorised to refer a Beach Flag elimination protest directly to an on-beach Appeals Committee representative for decision on the basis of the processes and timings detailed above. No paperwork is required nor is a fee payable if this occurs.

Note 2: A competitor is permitted to protest and/or appeal against a disqualification decision in Beach Flag events provided that correct processes are followed as detailed in Section 14 of this Manual.

9.4.5 Procedure

- (a) Competitors take their allotted positions, a minimum of 1.5 m apart at the start line.
- (b) When directed by the Starter, competitors shall lie face down with their toes on the start line, with heels or any part of the feet together and visible.
- (c) The body’s mid-line should be 90 degrees to the start line and the competitor’s hips and stomach must be in contact with the sand. The elbows and shoulders are to be symmetrical and square to the body and positioned parallel to the start line.

The elbows are to be bent to enable the forearms and hands also to be symmetrical and square to the body and positioned parallel to the start line.

The hands are to be placed on top of each other with the bottom hand flat on the sand, the top hand placed flat on the bottom hand, and with fingertips to wrists.

Note 1: Competitors may level, flatten, and compress their starting area prior to the signal to lie on the sand. Competitors are not permitted to create mounds or unreasonably alter the incline of the sand to assist the start.

Note 2: Competitors may dig their feet and/or toes into the sand at the start line by digging with their hands or feet before lying on the sand or with their feet after lying on the sand. However, if toes and/or feet are dug into the sand some part of both feet must be visible to the starter and they must be together as described.

Note 3: Dependent on the personal preference the elbows and shoulders do not need to be in complete vertical alignment i.e. the elbows and shoulders may be independently symmetrical provided that they are square to the body, and both positioned parallel to the start line.

Note 4: Competitors must comply with the direction of officials without delay. A competitor who causes unreasonable delay to the start of a run-through may be eliminated from the event.

- (c) The competitors shall then await the command “competitors ready” from the Starter.
- (d) The Starter shall then give the set command "heads down". The competitors shall place any part of the chin on any part of their hands, whilst maintaining a straight head alignment with the rest of the body and maintaining the body and limb positions detailed in paragraph (b). The competitors shall then await the start.
- (e) At the Starter's whistle blast the competitor shall get to their feet as quickly as possible, run to the finish line and attempt to obtain a baton.
- (f) Any competitor picking up two batons shall be disqualified from the event.

9.4.6 The Start

- (a) The Starter must position themselves so that they cannot be seen by the competitors when they place the whistle in their mouth.
- (b) Any competitor who continues to disregard the Starter's commands or instructions and delays the start by taking an unnecessarily long time to prepare their start area, lie correctly on the sand, or by not putting their head down on the “heads down” shall be eliminated.
- (c) Any competitor lifting or moving after "heads down" and prior to the start signal has made a starting break infringement.
- (d) The first competitor who breaks in beach flag competitions for the U12 age group and older shall be eliminated. If one competitor false starts, others may follow. Any competitor who follows is not deemed to have false started.

Note 1: In competitions from age U8 and up to and including the U11 age group, one false start per run through shall be permitted in beach flag events. The first competitor who breaks after the first false start has been declared in a run-through shall be eliminated. If one competitor false starts, others may follow. Any competitor who follows is not deemed to have false started.

Note 2: If an error by an official or starting apparatus causes or precedes a false start by a competitor the fault of the competitor shall be expunged, and the starting process recommenced.

- (e) Should a competitor be disqualified or eliminated, the remaining competitors and batons shall be realigned with no re-draw of positions. The run-through is to continue (with the current starting infringement in force for competition up to the U11 age category) until a fair start is effected or until the quota of competitors needed for the next round is achieved. Should the disqualification or elimination occur for first place in the event there is no requirement for the remaining competitor to complete the run-through.

9.4.7 Judging

- (a) The Sectional Referee or their appointee shall position themselves to maintain overall supervision.
- (b) The Starter, Check Starter, finish and/or course judges shall be positioned to undertake their respective duties.
- (c) The finish judges shall reclaim the batons from the successful competitors and then set up the batons for the next run-through.

Section 9 – Beach Events

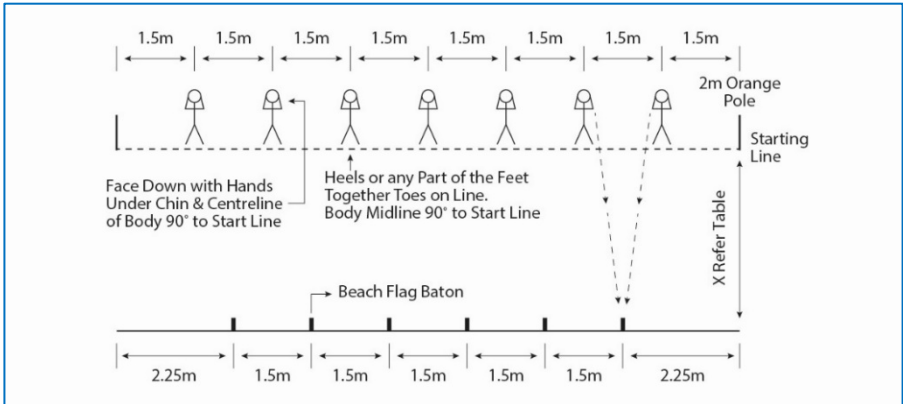


FIGURE 45: BEACH FLAGS (ONE ELIMINATION PER RUN-THROUGH)
(Distances approximate only)

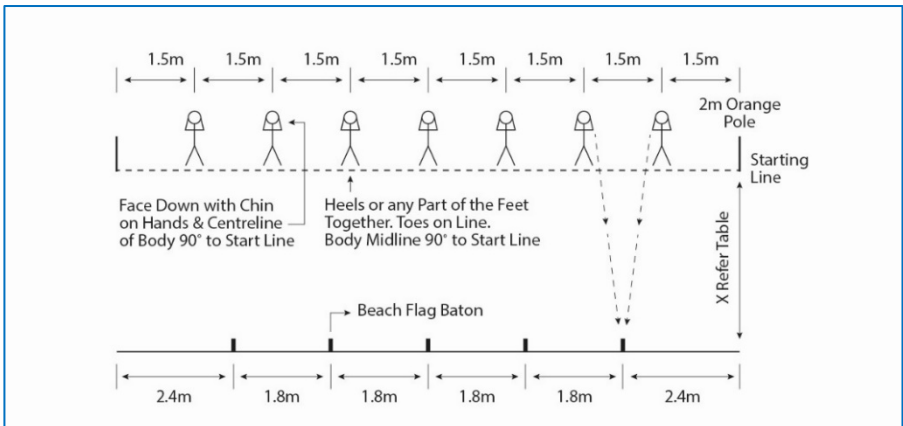


FIGURE 46: BEACH FLAGS (TWO ELIMINATIONS PER RUN-THROUGH)
(Distances approximate only)

BEACH FLAGS RUN LENGTH

Age Group	Approximate Distance
U8 to U14 and Masters	15m
U15 to Open	20m

9.5 2KM BEACH RUN

9.5.1 The Course

- (a) The course for the 2km Beach Run will be as detailed in the diagram and, where practical, in soft sand. The Referee may set an alternate course on beaches with more or restricted room.
- (b) The start/turn line shall be designated by a line in the sand, or a brightly coloured synthetic cord stretched between two poles with green and yellow flags attached. The finish line shall be two green flags placed approximately 5m apart and on the shoreward side of the start/turn line. The Referee shall determine the length of the start/turn line.
- (c) Running lanes: The course shall be divided into two lanes parallel to the waterline. The lane closest to the water shall be for legs running from the start/finish lines (legs 1 and 3). The lanes shall be divided by coloured tape, bunting, or other appropriate material.

Note: Should the course be run in the reverse direction the outwards legs shall be on the shoreward side and the return legs on the water side.

- (d) Two poles with green and yellow flags attached approximately 5m apart and situated approximately 250m from the start at the end of the lane divider shall designate the turning point.

9.5.2 Procedure

- (a) Competitors race approximately 2000m on the beach in four 500m laps as follows:
 - (i) On the starting signal competitors race along the left side of the lane to round (clockwise or right hand in or as otherwise advised by the Referee) the turning poles 250m distant, and return 250m toward the start/turn flags.
 - (ii) Competitors round all turning flags (clockwise or right hand in or as otherwise advised by the Referee) at the start/turn line, proceed back down the beach to round the turning flags as before and repeat four times. On the last lap competitors cross the finish line to complete the race.
 - (iii) Jostling or obstructing another competitor so as to impede their progress is not permitted.
- (b) Judges shall be placed to observe the conduct of the event as well as determine competitors' place at the finish line.
- (c) The finish is judged on the competitor's chest crossing the finish line. Competitors must finish on their feet in an upright position.

9.5.3 Equipment and Apparel

- (a) Shorts and shirts and/or vests may be worn at the discretion of the competitor.
- (b) Shoes may be worn at the discretion of the competitor.

9.5.4 Course Variation

- (a) The course distance for the U12 and younger and 60 years and older competitors shall be 1km with the course and laps adjusted accordingly.

9.6 2KM BEACH RUN RELAY

9.6.1 The Course

- (a) The course for the 2km Beach Run Relay will be as detailed in the diagram and, where practical, in soft sand. The Referee may set an alternate course on beaches with more or restricted room.
- (b) The start/changeover line shall be designated by a line in the sand, or a brightly coloured synthetic cord stretched between two poles with green and yellow flags attached. The

finish line shall be two green flags placed approximately 5m apart and on the shoreward side of the start/turn line. The Referee shall determine the length of the start/turn line.

- (c) Running lanes: The course shall be divided into two lanes parallel to the waterline. The lane closest to the water shall be for legs running from the start/finish lines (first leg for both team members). The lanes shall be divided by coloured tape, bunting, or other appropriate material.

Note: Should the course be run in the reverse direction the outwards legs shall be on the shoreward side and the return legs on the water side.

- (d) Two poles with green and yellow flags attached approximately 5m apart and situated approximately 250mm from the start at the end of the lane divider shall designate the turning point.

9.6.2 Procedure

- (a) There are two competitors in a team who shall both race 1 km each as follows:
 - (i) On the starting signal the first competitor in each team races along the left side of the lane to round (clockwise or right hand in or as otherwise advised by the Referee) the turning poles 250m distant and return 250m toward the start/turn flags. The first runner then repeats this course.
 - (ii) On their second lap the first competitor rounds the first turning flag (clockwise or right hand in or as otherwise advised by the Referee) to visibly tag with the second competitor who is waiting in the changeover zone between the first and second turning flags in a position as directed by the relevant official (refer Rule 2.21 for definition of a tag). To assist avoid congestion a line may be drawn by officials on the sand at the midpoint of the changeover zone and competitors may be placed at this line by officials in the order of their placing as their first runner approaches the changeover zone. Competitors should comply with the directions of officials.
 - (iii) The tag must take place after the first turning flag and before the second rounds the second turning flag.
 - (iv) The second competitor completes the same course before crossing the finish line on their second lap to complete the race.
 - (v) The finish is judged on the competitor's chest crossing the finish line.
 - (vi) Jostling or obstructing another competitor so as to impede their progress is not permitted.
- (b) Judges shall be placed to observe the conduct of the event and the change overs as well as determine competitors' placings at the finish line.
- (c) The finish is judged on the competitor's chest crossing the finish line. Competitors must finish on their feet in an upright position.

9.6.3 Equipment and Apparel

- (a) Shorts and shirts and/or vests may be worn at the discretion of the competitor.
- (b) Shoes may be worn at the discretion of the competitor.

9.6.4 Course Variation

- (a) The course distance for the U 12 and younger and 60 years and older competitors shall be 1km with the course and laps adjusted accordingly. Each competitor in these age divisions shall be required to run 500m each.

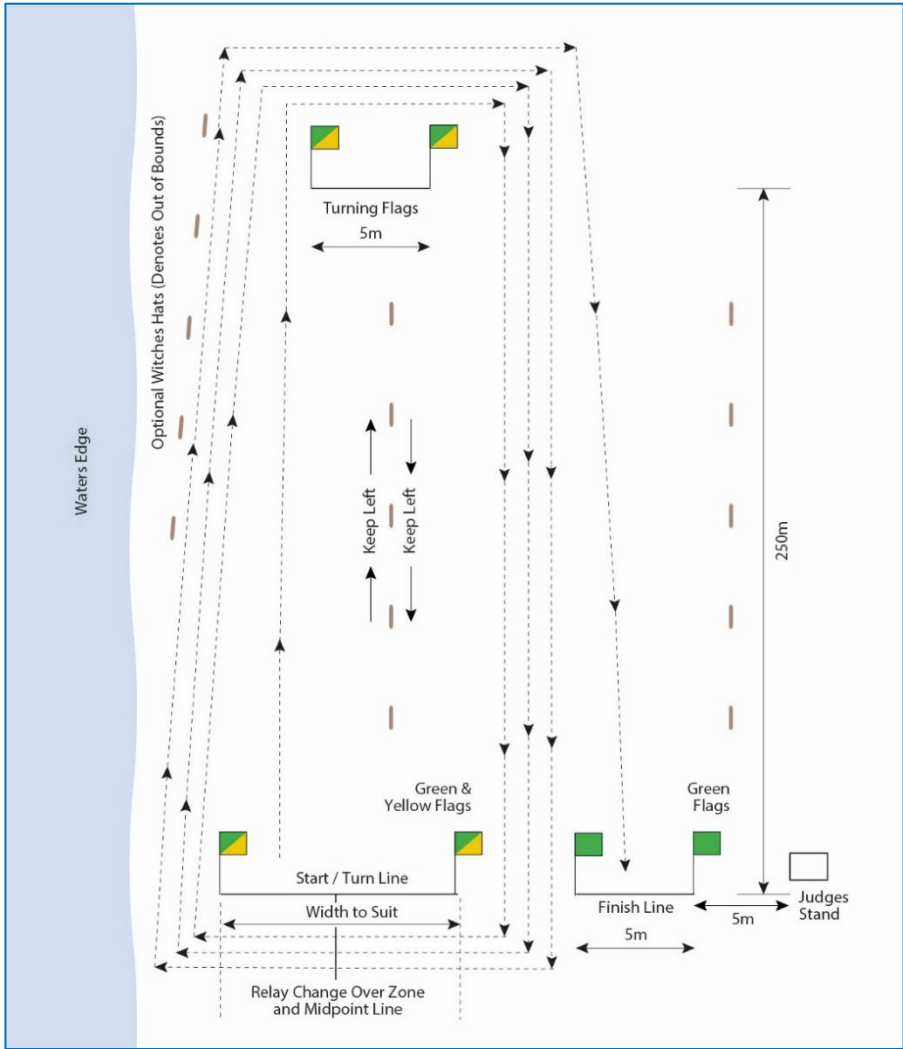


FIGURE 47: 2KM BEACH RUN AND BEACH RUN RELAY
(Distances approximate only)

BEACH RUN AND RELAY DISTANCES

Age Group	Approximate Distance	Course
U13 to 55-59 Masters	2km	Four 500m Legs
U12 and Under, and O60 and over Masters	1km	Two 500m Legs

SECTION 10 MARCH PAST EVENTS

38th Edition Changes to the Revised 37th Edition Manual:

Ongoing

General – Minor editorial changes have been made that do not affect the intended rules of competition. These changes clarify, simplify, and assist with comprehension of the SSM. The changes also correct observed spelling, grammatical, formatting, and other minor errors.

10.1 GENERAL CONDITIONS

- (a) To be eligible to compete in the Open March Past event, competitors must have fulfilled SLSA requirements in regard to Membership as decided by SLSA from time to time and be a minimum of 13 years of age.
- (b) To contest the Open March Past event, U23 and below age category events, members must be proficient award holding members relative to their age category (i.e., SLSA Bronze Medallion or SLSA Surf Rescue Certificate awardees) and who have fulfilled SLSA patrol requirements as promulgated from time to time.
- (c) All open age category competitors must comply with one of the following requirements:
 - (i) Be a proficient SLSA Bronze Medallion or SLSA Surf Rescue Certificate awardees.
 - (ii) Hold as a minimum a SLSA Resuscitation Award.
 - (iii) Have fulfilled the resuscitation requirements of the SLSA Bronze Medallion proficiency.
- (d) Further, open age competitors in the Open March Past event must have fulfilled their patrol hour obligations relevant to competition and their membership status/award to which they are qualified (e.g. an active SLSA Surf Rescue Certificate or SLSA Bronze Medallion holder must do patrols whereas a club Life Member SLSA Bronze Medallion holder or an Associate member holding a SLSA Resuscitation Certificate do not need to do patrols).
- (e) The U17 March Past event may be contested by U15 (i.e., proficient Surf Rescue Certificate holders from U13 to U15 inclusive) and U17 year age category members. The U23 March Past event may be contested by U15 (i.e., proficient Surf Rescue Certificate holders from U13 to U15 inclusive), U17, U19 and U23 year age category members. To contest either of these two events members shall be proficient award holding members relative to their age category (i.e., SLSA Surf Rescue Certificate or SLSA Bronze Medallion) and who have fulfilled SLSA patrol requirements as promulgated from time to time. There is no provision in the U17 and U23 March Past event for any other membership category to compete.
- (f) To be eligible to compete in U14 and below age category March Past events, competitors must hold the age award relevant to their age, be currently proficient and have fulfilled any other requirements prescribed by SLSA.
- (g) Inclusive/adaptive teams of less or more than the standard 12 competitors may march in any age events for participation purposes but will not be judged unless they have the correct number of competitors in the team and are competing with the standard (i.e., club/team flag), reel, line, and belt relevant to the event being contested.
- (h) The Referee or relevant lead Official for the March Past, at their discretion, may or may not allow teams access to the competition arena prior to the event.

10.1.1 Procedure

- (a) The number to comprise the March Past Team shall be 12, unless otherwise determined by the body conducting the event.
- (b) Each team in the Open, U23 and U17 and the combined U13-U15 March Past events shall be equipped with a standard size approved Surf Life Saving Reel, Line and Belt, a Standard (club/team flag) and pole. To assist the carrying of the reel it is permitted to use a reel equipped with less than the full length surf line. Where such equipment is used the reel must be branded in minimum 25mm letters "Demonstration Use Only".
- (c) March Past Competition in U14 and under events (but not the combined U13-U15 March Past) shall be conducted under the same judging procedures with all relevant dimensions, including the size of the reel, reduced to approximately 75% of those outlined herein, i.e.,

normal length of pace – 36cm Standard Bearer wheels at 2.025m, inside pivot wheels at 0.9m.

- (d) Dress shall be of consistent style and colour. Competitors may either wear costumes or casual wear uniforms (including club competition cap) provided that such dress will enable teams to demonstrate to judges the marching and technical skills prescribed for the event. The wearing of protective sun creams shall also be permitted. A "Panama style" hat may be worn over the top of a fastened club cap or alternatively a peaked cap underneath or over a fastened club cap. Sunglasses or optical glasses may be worn (refer Section 2 for further details).
- (e) A band, or recorded music must be used to provide time and step, the music shall commence prior to the Marshall giving the order "mark time". On the command of "forward" from the Marshall, each team shall step off at its own discretion.
- (f) The music provided for all March Past competition should be the standard recording supplied by SLSA, or by the engaging of a brass band or a pipe band which will provide an accentuated beat with long time duration at the correct marching rate and the left foot of the competitors shall be required to contact the sand on the accentuated beat.
- (g) In the event of windy conditions, the Sectional Referee should arrange the position of the band or the PA system so that all teams can hear the music at all times.
- (h) The rate of marching shall be not less than 100 and not more than 105 paces to the minute.
- (i) The nominal length of pace shall be 47cm and correct length of pace shall be based on a calculation of 10 paces equal to 4.7m, plus or minus one pace.

10.1.2 Formation

- (a) The team shall form up as detailed in the diagram.
- (b) The standard bearer shall be positioned 2.9m in front of a line drawn between the throats of the two front handles and in line with the centre of the reel. The belt person, wearing the belt, shall be positioned 1.45m behind and covering the standard bearer. The standard pole shall be carried by the right hand, thumb uppermost, with the butt of the standard pole resting at about the level of the hip, supported if desired, by a holder (frog) and shoulder strap.

Note: In windy conditions, the Referee may instruct all standard bearers they can use either two hands to steady the standard pole and/or partially furl the standard so that it is less exposed to the wind.

- (c) The line shall be tied to the front upper spreader bar of the reel by a knot which will permit a quick release. Such a knot is made by forming a loop and tying a clove hitch with this loop.
Note: For specifications of the Reel, Line and Belt and Knots, refer to Section 4, Appendix A.
- (d) The reel squad shall consist of six people. One person shall be positioned on the outside of each handle to act as reel carriers and one person shall be at each side of the reel, in line with the centre or axis of the drum and to the side of the carriers in a manner as set out in the diagram.
- (e) The carrying party shall carry the reel by the throat of the handles of the reel and the hand, carrying the reel, shall be held at all times in the centre of the leg. The reel shall be carried on a level plane at all times. This could necessitate the Reel Carriers adjusting the height of the hand by bending the arm at the elbow.
- (f) The remaining members shall form up in a rank of four, 95cm behind the reel and 1m between the files. The inside files shall cover off the persons holding the rear handles of the reel and the outside files shall cover off the persons at the sides of the reels. Covering shall be from front to rear and dressing shall be from the inner flank.

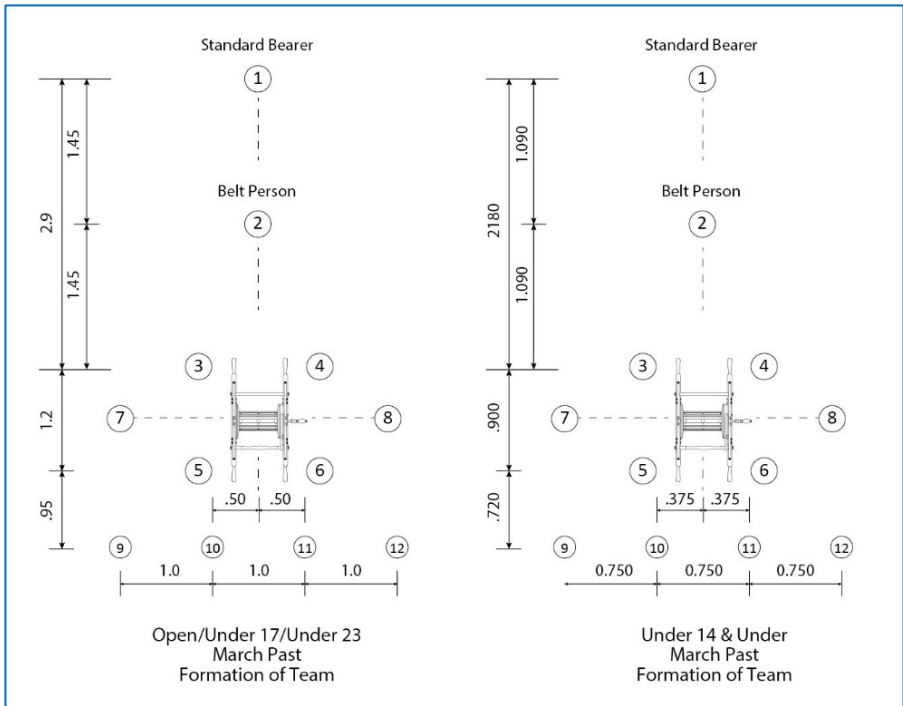


FIGURE 48: FORMATION OF MARCH PAST TEAM

10.1.3 Team Commands

- (a) "Lift reel" – The reel carriers shall go down together to a squatting position by bending their knees, keeping the body erect and grasp the handles of the reel (the disengaged hand shall remain closed and not used for balance). They shall then rise together, lifting the reel on a level plane and in a reasonably firm manner. At the same time the standard bearer shall place the butt of the pole at hip level (in the frog) and support the pole with their right hand.
- (b) "Down reel" – The reel carriers shall carry out the foregoing procedure in reverse, lowering the reel to the sand. At the same time, the standard bearer shall place the butt of the pole at the side of their right foot in line with the toes, keeping it upright and close to their side, holding the pole with their right hand, forearm parallel to the ground, elbow close to their side.
- (c) "Stand at ease"
 - (i) The standard bearer, the belt person, and the files on the left of the reel shall carry their left feet about 15cm to 22.5cm to the left: the files on the right shall carry their right feet about 15cm to 22.5cm to the right, so that in each case the weight of the body rests equally on both feet.
 - (ii) The standard bearer shall incline the standard pole to the front with the right arm at the full extent, the left arm in the position of attention, the body remaining steady and the eyes looking straight to the front.

- (d) "Attention" – The standard bearer, the belt person, and the files on the left of the reel bring their left feet to the right, and the files on the right of the reel bring their right feet to the left. The standard bearer shall bring the pole to the upright as set out in "down reel".

10.2 DRILL PROCEDURES

10.2.1 Marching

- (a) Each of the marching disciplines should be uniform within the team, and judging shall be based primarily on the uniformity of the team action, as well as the general disciplines outlined below:
- (i) "Body carriage" – The body should be upright, not leaning forward or backward with the head held slightly high but generally with the eyes looking straight ahead. The whole body should be relaxed with no apparent stiffness.
- (ii) "Arm action" – The arms should swing naturally from the shoulders with no excessive movement of the top part of the body. Each arm as it swings forward should be straight or slightly bent but on no account should there be any "hooking" of the elbow or a rigid downward stiffness of the wrist. If the arm swing is correct, it should be uniform within the team and should swing clearly forward and clearly behind the body, but in no way restricted.
- Note:** Hands should be closed, not tightly but naturally, with the thumb pointing forward along the top of the first finger.
- (iii) "Leg action" – The movement of the leg must spring from the hip and be free and natural. The legs should be swung forward freely and naturally from the hip joints, each leg, as it swings forward, being bent sufficiently at the knee to enable the foot to clear the sand. The toes shall be slightly pointed, and the foot should hit the sand with the ball of the foot. The toe of the moving foot shall clear the sand and should be uniform throughout the team. The foot should be carried straight to the front and, without being drawn back, placed firmly upon the sand with the knee straight without jerking the body.

10.2.2 Quick Marching

- (a) The rate of marching shall be 100 to 105 paces to the minute and the nominal length of pace shall be 47cm.
- (b) On the command "quick march" each person shall step off with their left foot, keeping their head and body in the position of "attention". The foot shall be carried straight to the front with the toes pointed slightly downward so that the weight is taken on the ball of the foot.

10.2.3 Marking Time

- (a) On the command "mark time" the foot advancing at the time of command shall complete its pace, after which the time shall be continued without advancing, by raising each foot alternatively, keeping the toes pointed slightly towards the ground, the knees raised to the front, arms steady at the sides, the body steady.

10.2.4 Halting

- (a) On the command "halt" the pace shall be completed with the moving foot, and the other foot brought up in line with it.

10.2.5 Standing at Ease

- (a) On the command "stand at ease" each person shall carry the appropriate foot 15cm to 22.5cm to the left or right, so that the weight of their body rests equally on both feet. The shoulders should be level and square to the front and drawn moderately back. The body and neck should be erect, head balanced evenly on the neck, eyes looking straight to the front and at their own height, as in the position of "attention".
- (b) At the same time, they shall carry their hands behind their backs and place the right hand in the palm of the left, thumbs crossed and fingers together, the fingers of the left hand

lightly clasping the right hand. The arms shall be extended in a relaxed position so as to allow them to hang easily at full length.

10.2.6 Standing at Attention

- (a) Each person shall have their heels together and in line, with their feet turned outwards so that the angle between them is approximately 45 degrees – knees straight – body erect and carried evenly over the thighs – shoulders level and square to the front and drawn moderately back with – the arms hanging from the shoulders as straight as the natural bend of the arm will allow, but with the hands level with the centre of the thighs – wrists straight – palms of the hand turned toward the thigh, hands closed, but not clenched, back of the fingers lightly touching the thigh, thumb to the front and close to the forefinger – neck erect, and head balanced evenly on the neck – eyes looking their own height and straight to the front.

10.2.7 Wheeling

- (a) The course of a correct wheel is defined by three imaginary lines, namely:
- (i) A "start" line, drawn through the wheeling point (marked with a pole or flag) at right angles to the direction of march prior to the wheel (i.e., at right angles to the line joining the point and the preceding wheeling point).
 - (ii) A "finish" line, drawn through the wheeling point at right angles to both the "start wheel" line and the direction of march after the wheel (i.e., at right angles to the line joining the point and the next wheeling point).
 - (iii) A "wheel" line, being a line traced between the "start" and "finish" lines at a radius of 1.2m from the wheeling point.
- (b) For a correct wheel, each unit of the team (i.e. standard bearer, belt person, persons on the axis of the reel drum and rear rank), must march up to the "start" line before commencing to wheel.

Note: Persons on the front handles must march over the "start" line before commencing to wheel in view of their somewhat "fixed" position caused by their grip on the reel.

- (c) On reaching the wheeling point the standard bearer and belt person in succession shall move round a quarter of the circumference of a circle having a radius of 2.7m in nine equal paces of approximately 47cm. When the quarter circle is completed, they shall move on in the new direction. When the centre (or axis) of the reel reaches the wheeling point, the pivot person (the person on the left of the drum of the reel) shall move round a quarter of the circumference of the circle having a radius of 1.2m in nine equal paces of approximately 21 cm. The person on the right of the drum of the reel shall move round a quarter of the circumference of the circle having a radius of 4.2m in nine equal paces of approximately 73cm. When the quarter circle is completed, the persons on the reel shall move on in the new direction.
- (d) When the rear rank reaches the wheeling point, the left hand person shall follow the pivot person, and the right hand person shall follow the person on the right of the drum of the reel. The remaining persons shall maintain their dressing and spacing and when the quarter circle is completed, they shall follow on in the new direction.

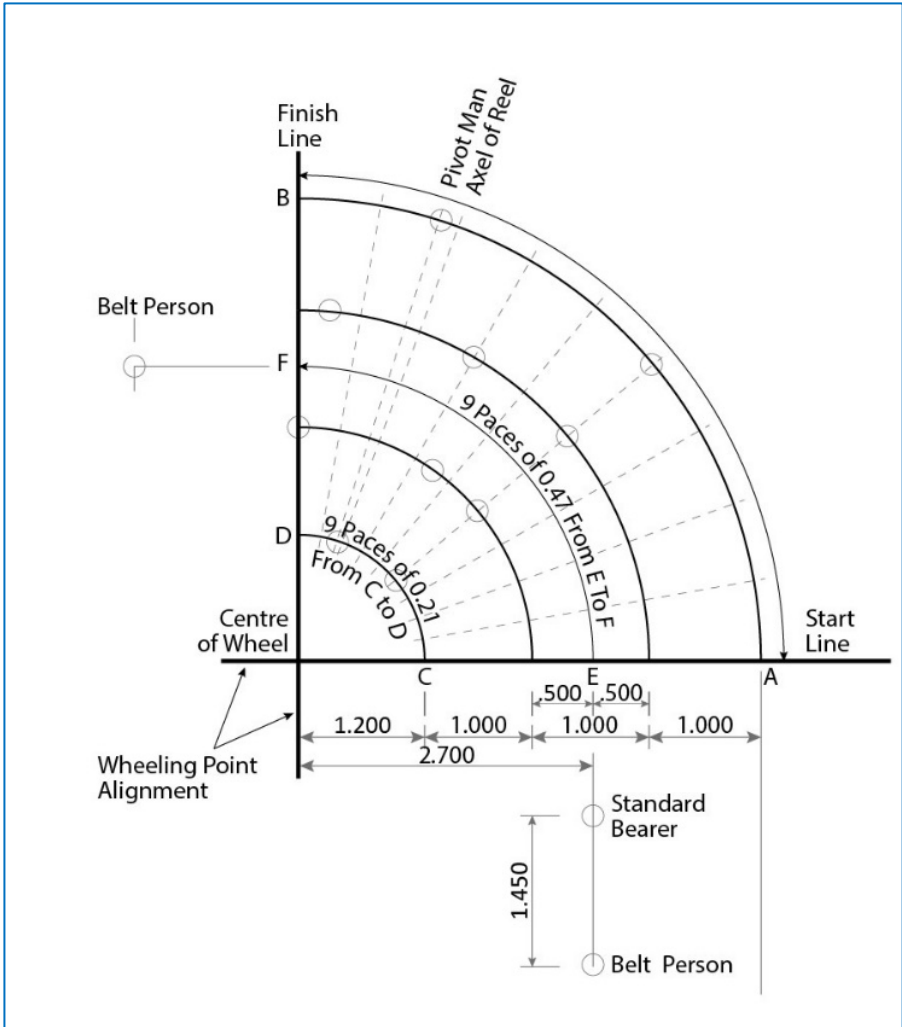
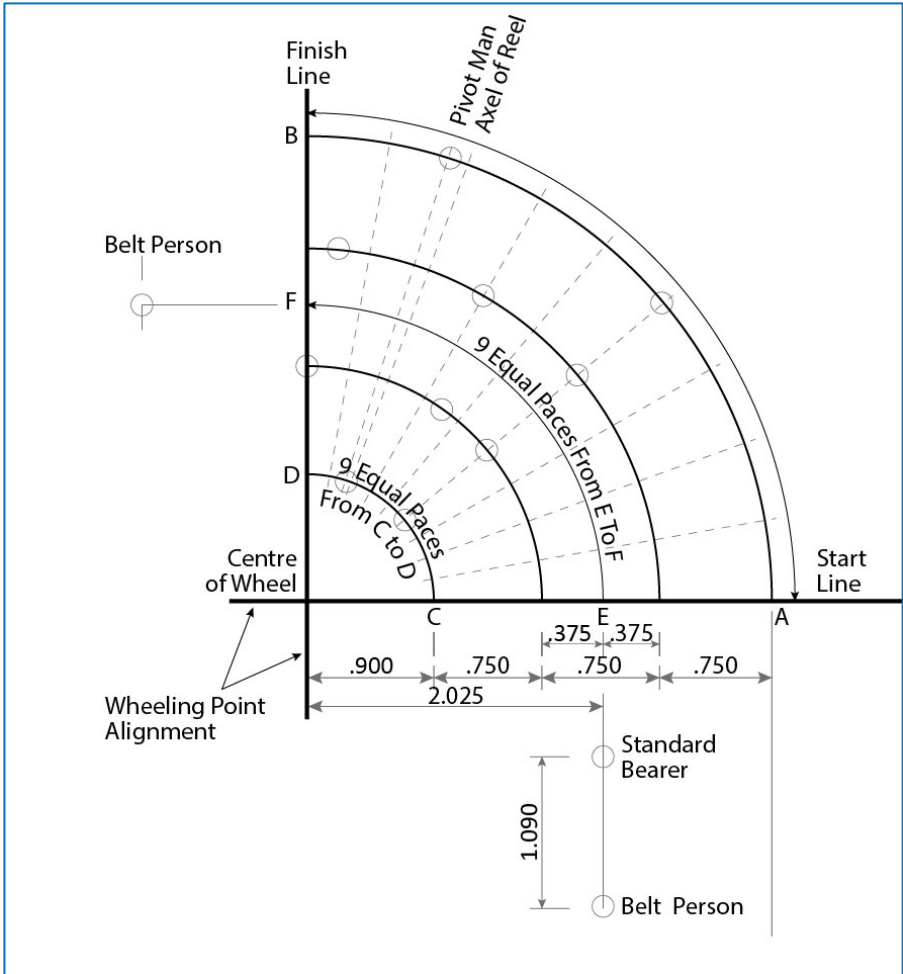


FIGURE 49: WHEELING DIAGRAM OPEN AND UNDER 17, UNDER 23 AND UNDER 13 – UNDER 15 COMBINED MARCH PAST EVENTS



**FIGURE 50: WHEELING DIAGRAM
UNDER 14 AND UNDER MARCH PAST EVENTS**

10.3 MARSHALLING AND COURSE

10.3.1 Marshalling of Teams

- (a) A recommended method of marshalling March Past Teams is as follows:
 - (i) The Marshall shall call standard bearers, or their appointees, to report with their standards to the marshalling area well before the commencement of the event.
 - (ii) Standard bearers shall be spaced according to their positions as drawn, approximately 12 paces (6m) apart. Those failing to report within 5 minutes of the call shall be placed at the rear of the assembly.
 - (iii) Teams shall then be called to fall in behind their standard bearers. Teams shall be inspected by an official appointed for the purpose to ensure that they are suitably attired and equipped to enter the competition area.
- (b) Failure to assemble and/or comply with the directions of the Marshall may result in relegation to the rear of the parade or disqualification from the event.

10.3.2 Colour Party

- (a) When a colour party of SLSA, Country, State, District, Regional and Sponsor flags is used to lead the March Past competition, the flag bearers shall assemble and march in front of the leading team so as not to hinder that team.

10.3.3 Incomplete Teams

- (a) Clubs who have insufficient members to march may be represented by a member in a march past costume or uniform and cap and carrying the club standard, or by an incomplete team (with or without the reel, line and belt). Such member or members shall march at the rear of the competing teams.

10.3.4 Course

- (a) The course shall be as identified in the diagram. The fourth wheeling point shall also form the commencement of the competition enclosure. Nobody, other than authorised persons and competing teams, shall be permitted inside this enclosure during the conduct of the event. Further, no outside physical, material or verbal instructions or assistance shall be permitted to any team once it has entered the competition enclosure. Any such assistance will be regarded as competing unfairly (as detailed in Section 2) and may result in disqualification of the team.

Note: Where it is inappropriate for the fourth wheeling point to be used as the commencement point of the competition enclosure, a clearly identifiable marker shall be placed in line with the third and fourth wheeling points and this marker shall represent the commencement of the competition enclosure and all competing teams are to be advised accordingly.

- (b) Teams, on entering the enclosure, shall march along the water's edge and round the enclosure in an anti-clockwise direction. The course may be changed to clockwise (right hand wheels) direction due to problems in beach layout (prior warning of such, should be made to club march past coaches as early as possible). At the direction of the Sectional Referee, teams may be required to march an additional circuit of the enclosure.
- (c) Ideally, the distance between the teams on the march should be 8 to 12 paces (initially this distance should be achieved under the direction of the Marshall as the teams enter the arena) from the rear rank of one team to the standard bearer of the following team.

Note: The course, subject to prevailing conditions, should be laid out with a minimum length of 60m and a minimum depth of 20m.

10.3.5 Wheeling Points

- (a) The Sectional Referee shall ensure that all wheeling points are clearly marked by a distinguishing pole and flag placed in such a position as to allow a wheeling clearance of

6m or more, and that such points are at right angles to adjacent points, thereby forming a perfect rectangle within the enclosure.

Note: Section judging shall cease immediately before the 4th wheel, but should the Sectional Referee note any incorrect behaviour during the balance of procedure (Halting 10.3.6) they shall be entitled to impose penalties as provided for under "Discipline Deductions" 10.4.1 (g) and shall inform the Referee Steward forthwith.

10.3.6 Halting

- (a) After completing a circuit of the enclosure each team shall wheel up the beach and march to a specified team marker with the No. 1 team going to a position furthermost to the point of entry to the arena and so on. Where 20 or more teams are competing, teams 21 to 40 should halt behind teams 1 to 20, etc. The commands "halt", "down reel" will be given by each team captain. The team captains shall then give the command "stand at ease".

10.3.7 Parading

- (a) The parade will then be called to "attention" by the Sectional Referee or Announcer, who will give the following commands – "lift reel", march past teams will advance eight paces (or at the discretion of the Referee) – "quick march", and all teams shall march up the beach in line and halt. The command, "down reel", "stand at ease" shall be given by the Sectional Referee or Announcer.

10.3.8 Exit

- (a) The teams shall then be given the commands, "attention", "lift reel" and marched out of the arena under the direction of the Sectional Referee or Announcer.

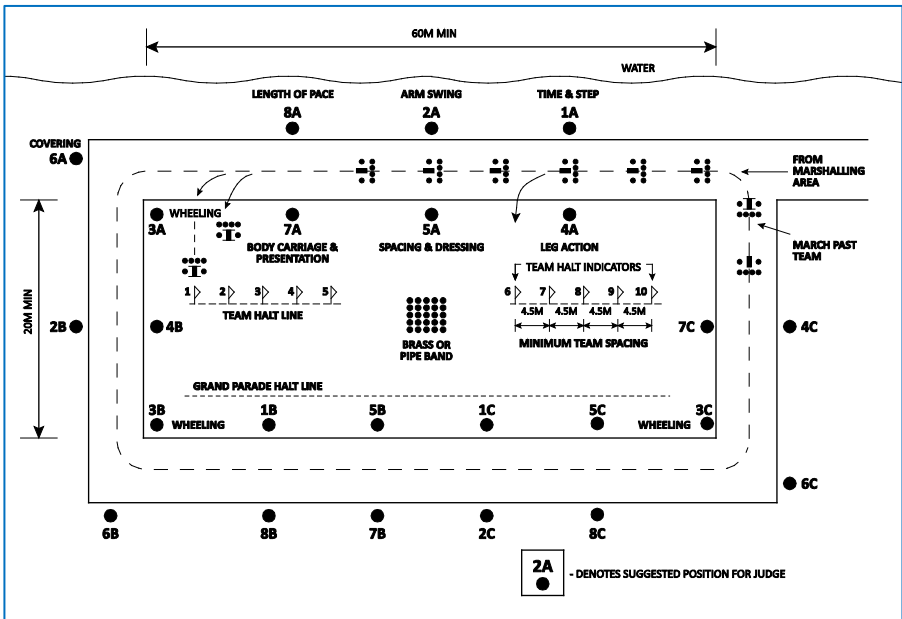


FIGURE 51: MARCH PAST ARENA LAYOUT

10.4 JUDGING AND FAULT ALLOCATIONS

10.4.1 Judges

- (a) Judging is sectionalised, and provision should be made for the appointment of the necessary Judges as detailed in each of the following sections:

Section	No of Judges	Judges' Designation
Section 1 – Time and Step	3	1A, 1B, 1C
Section 2 – Arm Swing	3	2A, 2B, 2C
Section 3 – Wheeling	3	3A, 3B, 3C
Section 4 – Leg Action	3	4A, 4B, 4C
Section 5 – Spacing and Dressing	3	5A, 5B, 5C
Section 6 – Covering	3	6A, 6B, 6C
Section 7 – Body Carriage/Presentation	3	7A, 7B, 7C
Section 8 – Length of Pace	3	8A, 8B, 8C
Total	24	

- (b) In the event of a shortage of judges, the following shall apply:
- (i) Sections 1, 2 and 3 shall be judged, thereby requiring a minimum of nine judges. With this method judges shall be allocated to other sections provided that Sections 1, 2 and 3 are judged.
 - (ii) Alternatively, a Sectional Referee may utilise only one judge on each section thereby requiring a total of only eight judges. In this situation, the "middle mark" system would be inoperable, and each judge's deductions are utilised to determine a result. Under this method judges may also be allocated to more than one section at the discretion of the Referee thereby further reducing the number of individual judges required.
- (c) Judges shall be allocated to their section or sections prior to the competition as determined by the Referee. Judging positions indicated in the diagram must apply at the Australian Surf Life Saving Championships and other competitions when a full complement of judges is available.
- (d) At the Australian Surf Life Saving Championships, the maximum number of judges shall be appointed.
- (e) Cards for the recording of faults shall be issued to judges. The card, either on its face or reverse, shall provide the faults applicable to each Section.
- (f) Judges must indicate a mark – either a zero or number – in the points allotted column immediately after each team has passed the judging point. Where the judging card provides a facility, the judge should endeavour to indicate the respective fault by placing a tick in the area provided for each team.
- (g) March Past judges in any position shall have the power to impose a penalty of one fault per person (maximum twelve per team) for any incorrect behaviour during the competition. Deductions for this purpose shall be included in the total number of faults recorded by that judge for that team and the letter "D" and the number of "D" deductions shall be recorded on the judge's card next to the section where they occurred.
- (h) Judges shall indicate incomplete or non-competitive teams by means of a cross (X).
- (i) Team names shall be entered in positional sequence on the Master Card by the Referee Steward just prior to, or as the teams enter the arena or after the march up the beach.

- (j) If a judge's card shows a deduction of more than the maximum fault for a section, the judge's card is to be withdrawn. Further, in Section 8, if other than zero or the maximum deduction is shown, the judge's card is also to be withdrawn.
- (k) Results are determined by recording each judge's points allotted in the left hand column for each team on the Master Card and then applying the following procedure:
- (i) For all sections the highest and lowest allotments shall be disregarded and the remaining allotment shall be entered in the right hand column for each team on the Master Card.
- (ii) Points allotments in the right hand column are then added and the results are determined with the winner having the lowest total.
- (l) It is necessary for at least two (2) judges to properly complete their cards with no irregularities (Rule 10.4.1 (b) excepted) otherwise that section will be disregarded on the Master Card. The remaining two judge's cards are then averaged to achieve a result for that section.

Note: No points are to be shown on the Master Card of withdrawn cards, or disregarded sections. These are to be indicated by a cross (X) being placed in the relevant position for every team in the left hand column. Where a section is disregarded, a zero (0) is recorded in the right hand column of the Master Card.

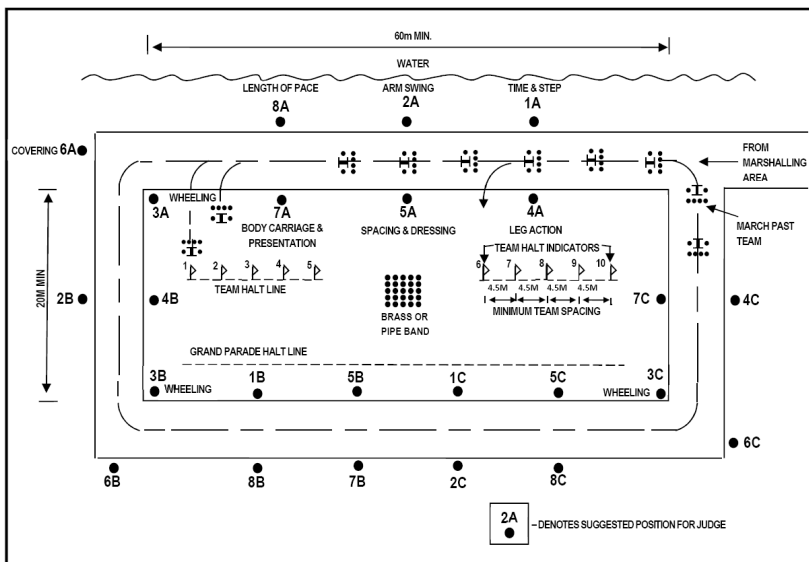
- (m) In the case of equal points being recorded by any teams, the lowest allotments in the right hand column in each section of the Master Card progressively in the following section order shall decide the result:
- Section 3 – Wheeling
 - Section 1 – Time and step
 - Section 2 – Arm swing
 - Section 4 – Leg action
 - Section 5 – Spacing
 - Section 6 – Covering
 - Section 7 – Body carriage and presentation
 - Section 8 – Length of pace
- (n) Should sub-clause (m) not provide an outright result, the lowest cumulative deduction of all judges' allotments in the left hand column of the Master Card for each section progressively in the following order shall decide the result:
- Section 3 – Wheeling
 - Section 1 – Time and step
 - Section 2 – Arm swing
 - Section 4 – Leg action
 - Section 5 – Spacing
 - Section 6 – Covering
 - Section 7 – Body carriage and presentation
 - Section 8 – Length of pace
- shall be used until a result is decided.
- (o) If placings cannot be further split by the method of calculation in sub-clauses (m) and (n), then a dead heat shall be declared as provided for under Rule 2.24.
- (p) The placings decided by count back methods will be represented by the addition of 0.01 cumulatively for each team to their total score recorded prior to determination of placings by the count back methods e.g., if three teams score zero and a result can be determined by a count back, the first team's score will be recorded on the result sheet as 0.00, the second team as 0.01, the third team as 0.02 etc.



SURF LIFE SAVING AUSTRALIA MARCH PAST JUDGE'S CARD

CARNIVAL:	DATE:
JUDGE'S NAME:	SIGNATURE:

SECTION:	<p>Fault Schedule: Use only numbers in maximum deduction columns. Where possible Judges of Sections 3, 5, 6 and 7 should indicate the fault by using a ✓ for each fault in the appropriate column.</p> <p>March Past Judges in any position shall have the power to impose a penalty of one fault per person (maximum twelve per team) for any incorrect behaviour during the competition.</p> <p>Deductions for this purpose shall be included in the total number of faults recorded by that Judge for that team and the letter "D" and the number of "D" deductions shall be recorded on the Judge's card next to the section where they occurred.</p>
-----------------	--



MARCH PAST COMPETITION
Typical for 10 Teams

Form 40 - 12/11

FIGURE 52: MARCH PAST JUDGE'S CARD FRONT

SECTION	FAULTS	TEAM No	1	2	3	4	5	6	7	8	9	10	11	12	13	14	15	16	17	18	19	20	
1	Time and Step	Each person out of time with music (Maximum deduction 12 points)	1 fault																				
	Arm Swing	Incorrect arm swing per person (Maximum deduction 12 points)	1 fault																				
	3	Wheeling	Standard Bearer not wheeling at 2.7 metres radius (U14 and under - 2.025 metres)	1 fault																			
		Belt Person not commanding wheel on start line	1 fault																				
		Photos not on reel drum on start line of wheel (per file)	1 fault																				
		Rear Rank not starting wheel on start line (per file)	1 fault																				
		Photos not on drum through wheel (per file)	1 fault																				
		Rear Rank not keeping dressing through wheel (per file) (Maximum overall deduction 6 points)	1 fault																				
4	Leg Action	Incorrect leg action per person (Maximum deduction 12 points)	1 fault																				
	5	Spacing and Dressing	Standard Bearer incorrect distance from reel	1 fault																			
		Belt Person incorrect distance from reel / line not tight	1 fault																				
		Team units on front handles out of line (per file)	1 fault																				
		Team units off axle (per file)	1 fault																				
		Team units on rear handles out of line (per file)	1 fault																				
		Rear Rank out of line (per file) (Maximum overall deduction 6 points)	1 fault																				
6	Covering	Rear Rank unit not directly behind drum unit and / or drum unit incorrect distance from reel	1 fault																				
		Team unit in Rear Rank not directly behind rear handle unit and / or rear handle unit not directly behind front handle unit	1 fault																				
		Standard Bearer or Belt Person off alignment in relation to centre of reel	1 fault																				
		Belt Person not directly behind Standard Bearer	1 fault																				
		Team unit in Rear Rank not directly behind rear handle unit and / or rear handle unit not directly behind front handle unit	1 fault																				
		Rear Rank unit not directly behind drum unit and / or drum unit incorrect distance from reel (Maximum overall deduction 6 points)	1 fault																				
7	Body Carriage and Presentation	Incorrect body carriage per person (Maximum deduction 12 points)	1 fault																				
		Team not presenting themselves in uniform legs or of untidy appearance (Maximum deduction 1 point per team)	1 fault																				
		Standard bearer marching less than 9 or more than 11 paces over 4.7metres (U14 and under 3.6m) (Maximum overall deduction 13 points) (Maximum deduction 1 point per team)	4 faults																				
8	Length of Pace	Standard bearer marching less than 9 or more than 11 paces over 4.7metres (U14 and under 3.6m) (Maximum deduction 13 points) (Maximum deduction 1 point per team)	4 faults																				

Form 40 - 12/11

FIGURE 53: MARCH PAST JUDGE'S CARD BACK

SURF LIFE SAVING AUSTRALIA

MARCH PAST MASTER CARD



CARNIVAL
DATE
AGE CATEGORY
STEWARD
REFEREE

- Instructions**
- 1 March Past Judges in any position shall have the power to impose a penalty of one fault per person (maximum twelve per team) for any incorrect behaviour during the competition. Deductions for this purpose shall be included in the total number of faults recorded by that Judge for that team and the letter 'D' and the number of 'D' deductions shall be recorded on the Judge's card.
 - 2 Judges shall indicate incomplete or non-competitive teams by means of a cross (X) in the relevant position on the Master Card by the Referee Steward just prior to, or as the teams enter the arena or after they back up the beach.
 - 3 If a Judge's card shows a deduction of more than the maximum fault for a Section, the Judge's card is to be withdrawn. Further, in Section 8, if other than zero or the maximum deduction is shown, the Judge's card is also to be withdrawn.
 - 4 Results are determined by recording each Judge's points allotted in the left hand column for each team on the Master Card and then applying the following procedure:
 - (a) For all sections the highest and lowest allotments shall be disregarded and the remaining allotment shall be entered in the right hand column for each team on the Master Card.
 - (b) Points allotments in the right hand column are then added and the results are determined with the winners having the lowest total for at least two (2) Judges to ensure complete fairness with no irregularities (less than 3 Judges excepted)
 - 5 It is necessary for at least two (2) Judges to ensure complete fairness with no irregularities (less than 3 Judges excepted) otherwise that section will be disregarded on the Master Card. The remaining two Judges' cards are then averaged to achieve a result for that section.
 - 6 Note: No points are to be shown on the Master Card of withdrawn cards, or disregarded sections. These are to be indicated by a cross (X) being placed in the relevant position for every team in the left hand column. Where a section is disregarded, a zero (0) is recorded in the right hand column of the master card.
 - 7 In the case of equal points being recorded by any teams, the lowest allotments in the right hand column in each section of the Master Card progressively in the following Section order shall decide the result: Section 4 – Leg action; Section 5 – Spacing; Section 6 – Covering; Section 7 – Time and step; Section 2 – Arm swing; Section 2 – Body carriage and presentation; Section 8 – Length of pace.
 - 8 Should sub-clause (a) not provide an outright result, the lowest cumulative deduction of all Judges' allotments in the left hand column of the Master Card for each Section progressively in the following order shall decide the result:
 - Section 3 – Whetting; Section 1 – Time and step; Section 2 – Arm swing; Section 4 – Leg action; Section 5 – Spacing; Section 6 – Covering; Section 7 – Body carriage and presentation; Section 8 – Length of pace
 - 9 If placings cannot be further split by the method of calculation in clauses 7 and 8, then a dead heat shall be declared as provided for under Section 2 Dead Heats.
 - 10 The placings decided by count back methods will be represented by the addition of 0.01, cumulatively for each team to their total score. For example, if the placings are 1st, 2nd, 3rd, 4th, 5th, 6th, 7th, 8th, 9th, 10th, 11th, 12th, 13th, 14th, 15th, 16th, 17th, 18th, 19th, 20th, 21st, 22nd, 23rd, 24th, 25th, 26th, 27th, 28th, 29th, 30th, 31st, 32nd, 33rd, 34th, 35th, 36th, 37th, 38th, 39th, 40th, 41st, 42nd, 43rd, 44th, 45th, 46th, 47th, 48th, 49th, 50th, 51st, 52nd, 53rd, 54th, 55th, 56th, 57th, 58th, 59th, 60th, 61st, 62nd, 63rd, 64th, 65th, 66th, 67th, 68th, 69th, 70th, 71st, 72nd, 73rd, 74th, 75th, 76th, 77th, 78th, 79th, 80th, 81st, 82nd, 83rd, 84th, 85th, 86th, 87th, 88th, 89th, 90th, 91st, 92nd, 93rd, 94th, 95th, 96th, 97th, 98th, 99th, 100th, 101st, 102nd, 103rd, 104th, 105th, 106th, 107th, 108th, 109th, 110th, 111th, 112th, 113th, 114th, 115th, 116th, 117th, 118th, 119th, 120th, 121st, 122nd, 123rd, 124th, 125th, 126th, 127th, 128th, 129th, 130th, 131st, 132nd, 133rd, 134th, 135th, 136th, 137th, 138th, 139th, 140th, 141st, 142nd, 143rd, 144th, 145th, 146th, 147th, 148th, 149th, 150th, 151st, 152nd, 153rd, 154th, 155th, 156th, 157th, 158th, 159th, 160th, 161st, 162nd, 163rd, 164th, 165th, 166th, 167th, 168th, 169th, 170th, 171st, 172nd, 173rd, 174th, 175th, 176th, 177th, 178th, 179th, 180th, 181st, 182nd, 183rd, 184th, 185th, 186th, 187th, 188th, 189th, 190th, 191st, 192nd, 193rd, 194th, 195th, 196th, 197th, 198th, 199th, 200th, 201st, 202nd, 203rd, 204th, 205th, 206th, 207th, 208th, 209th, 210th, 211st, 212nd, 213th, 214th, 215th, 216th, 217th, 218th, 219th, 220th, 221st, 222nd, 223rd, 224th, 225th, 226th, 227th, 228th, 229th, 230th, 231st, 232nd, 233rd, 234th, 235th, 236th, 237th, 238th, 239th, 240th, 241st, 242nd, 243rd, 244th, 245th, 246th, 247th, 248th, 249th, 250th, 251st, 252nd, 253rd, 254th, 255th, 256th, 257th, 258th, 259th, 260th, 261st, 262nd, 263rd, 264th, 265th, 266th, 267th, 268th, 269th, 270th, 271st, 272nd, 273rd, 274th, 275th, 276th, 277th, 278th, 279th, 280th, 281st, 282nd, 283rd, 284th, 285th, 286th, 287th, 288th, 289th, 290th, 291st, 292nd, 293rd, 294th, 295th, 296th, 297th, 298th, 299th, 300th, 301st, 302nd, 303rd, 304th, 305th, 306th, 307th, 308th, 309th, 310th, 311st, 312nd, 313th, 314th, 315th, 316th, 317th, 318th, 319th, 320th, 321st, 322nd, 323rd, 324th, 325th, 326th, 327th, 328th, 329th, 330th, 331st, 332nd, 333rd, 334th, 335th, 336th, 337th, 338th, 339th, 340th, 341st, 342nd, 343rd, 344th, 345th, 346th, 347th, 348th, 349th, 350th, 351st, 352nd, 353rd, 354th, 355th, 356th, 357th, 358th, 359th, 360th, 361st, 362nd, 363rd, 364th, 365th, 366th, 367th, 368th, 369th, 370th, 371st, 372nd, 373rd, 374th, 375th, 376th, 377th, 378th, 379th, 380th, 381st, 382nd, 383rd, 384th, 385th, 386th, 387th, 388th, 389th, 390th, 391st, 392nd, 393rd, 394th, 395th, 396th, 397th, 398th, 399th, 400th, 401st, 402nd, 403rd, 404th, 405th, 406th, 407th, 408th, 409th, 410th, 411st, 412nd, 413th, 414th, 415th, 416th, 417th, 418th, 419th, 420th, 421st, 422nd, 423rd, 424th, 425th, 426th, 427th, 428th, 429th, 430th, 431st, 432nd, 433rd, 434th, 435th, 436th, 437th, 438th, 439th, 440th, 441st, 442nd, 443rd, 444th, 445th, 446th, 447th, 448th, 449th, 450th, 451st, 452nd, 453rd, 454th, 455th, 456th, 457th, 458th, 459th, 460th, 461st, 462nd, 463rd, 464th, 465th, 466th, 467th, 468th, 469th, 470th, 471st, 472nd, 473rd, 474th, 475th, 476th, 477th, 478th, 479th, 480th, 481st, 482nd, 483rd, 484th, 485th, 486th, 487th, 488th, 489th, 490th, 491st, 492nd, 493rd, 494th, 495th, 496th, 497th, 498th, 499th, 500th, 501st, 502nd, 503rd, 504th, 505th, 506th, 507th, 508th, 509th, 510th, 511st, 512nd, 513th, 514th, 515th, 516th, 517th, 518th, 519th, 520th, 521st, 522nd, 523rd, 524th, 525th, 526th, 527th, 528th, 529th, 530th, 531st, 532nd, 533rd, 534th, 535th, 536th, 537th, 538th, 539th, 540th, 541st, 542nd, 543rd, 544th, 545th, 546th, 547th, 548th, 549th, 550th, 551st, 552nd, 553rd, 554th, 555th, 556th, 557th, 558th, 559th, 560th, 561st, 562nd, 563rd, 564th, 565th, 566th, 567th, 568th, 569th, 570th, 571st, 572nd, 573rd, 574th, 575th, 576th, 577th, 578th, 579th, 580th, 581st, 582nd, 583rd, 584th, 585th, 586th, 587th, 588th, 589th, 590th, 591st, 592nd, 593rd, 594th, 595th, 596th, 597th, 598th, 599th, 600th, 601st, 602nd, 603rd, 604th, 605th, 606th, 607th, 608th, 609th, 610th, 611st, 612nd, 613th, 614th, 615th, 616th, 617th, 618th, 619th, 620th, 621st, 622nd, 623rd, 624th, 625th, 626th, 627th, 628th, 629th, 630th, 631st, 632nd, 633rd, 634th, 635th, 636th, 637th, 638th, 639th, 640th, 641st, 642nd, 643rd, 644th, 645th, 646th, 647th, 648th, 649th, 650th, 651st, 652nd, 653rd, 654th, 655th, 656th, 657th, 658th, 659th, 660th, 661st, 662nd, 663rd, 664th, 665th, 666th, 667th, 668th, 669th, 670th, 671st, 672nd, 673rd, 674th, 675th, 676th, 677th, 678th, 679th, 680th, 681st, 682nd, 683rd, 684th, 685th, 686th, 687th, 688th, 689th, 690th, 691st, 692nd, 693rd, 694th, 695th, 696th, 697th, 698th, 699th, 700th, 701st, 702nd, 703rd, 704th, 705th, 706th, 707th, 708th, 709th, 710th, 711st, 712nd, 713th, 714th, 715th, 716th, 717th, 718th, 719th, 720th, 721st, 722nd, 723rd, 724th, 725th, 726th, 727th, 728th, 729th, 730th, 731st, 732nd, 733rd, 734th, 735th, 736th, 737th, 738th, 739th, 740th, 741st, 742nd, 743rd, 744th, 745th, 746th, 747th, 748th, 749th, 750th, 751st, 752nd, 753rd, 754th, 755th, 756th, 757th, 758th, 759th, 760th, 761st, 762nd, 763rd, 764th, 765th, 766th, 767th, 768th, 769th, 770th, 771st, 772nd, 773rd, 774th, 775th, 776th, 777th, 778th, 779th, 780th, 781st, 782nd, 783rd, 784th, 785th, 786th, 787th, 788th, 789th, 790th, 791st, 792nd, 793rd, 794th, 795th, 796th, 797th, 798th, 799th, 800th, 801st, 802nd, 803rd, 804th, 805th, 806th, 807th, 808th, 809th, 810th, 811st, 812nd, 813th, 814th, 815th, 816th, 817th, 818th, 819th, 820th, 821st, 822nd, 823rd, 824th, 825th, 826th, 827th, 828th, 829th, 830th, 831st, 832nd, 833rd, 834th, 835th, 836th, 837th, 838th, 839th, 840th, 841st, 842nd, 843rd, 844th, 845th, 846th, 847th, 848th, 849th, 850th, 851st, 852nd, 853rd, 854th, 855th, 856th, 857th, 858th, 859th, 860th, 861st, 862nd, 863rd, 864th, 865th, 866th, 867th, 868th, 869th, 870th, 871st, 872nd, 873rd, 874th, 875th, 876th, 877th, 878th, 879th, 880th, 881st, 882nd, 883rd, 884th, 885th, 886th, 887th, 888th, 889th, 890th, 891st, 892nd, 893rd, 894th, 895th, 896th, 897th, 898th, 899th, 900th, 901st, 902nd, 903rd, 904th, 905th, 906th, 907th, 908th, 909th, 910th, 911st, 912nd, 913th, 914th, 915th, 916th, 917th, 918th, 919th, 920th, 921st, 922nd, 923rd, 924th, 925th, 926th, 927th, 928th, 929th, 930th, 931st, 932nd, 933rd, 934th, 935th, 936th, 937th, 938th, 939th, 940th, 941st, 942nd, 943rd, 944th, 945th, 946th, 947th, 948th, 949th, 950th, 951st, 952nd, 953rd, 954th, 955th, 956th, 957th, 958th, 959th, 960th, 961st, 962nd, 963rd, 964th, 965th, 966th, 967th, 968th, 969th, 970th, 971st, 972nd, 973rd, 974th, 975th, 976th, 977th, 978th, 979th, 980th, 981st, 982nd, 983rd, 984th, 985th, 986th, 987th, 988th, 989th, 990th, 991st, 992nd, 993rd, 994th, 995th, 996th, 997th, 998th, 999th, 1000th, 1001st, 1002nd, 1003rd, 1004th, 1005th, 1006th, 1007th, 1008th, 1009th, 1010th, 1011st, 1012nd, 1013th, 1014th, 1015th, 1016th, 1017th, 1018th, 1019th, 1020th, 1021st, 1022nd, 1023rd, 1024th, 1025th, 1026th, 1027th, 1028th, 1029th, 1030th, 1031st, 1032nd, 1033rd, 1034th, 1035th, 1036th, 1037th, 1038th, 1039th, 1040th, 1041st, 1042nd, 1043rd, 1044th, 1045th, 1046th, 1047th, 1048th, 1049th, 1050th, 1051st, 1052nd, 1053rd, 1054th, 1055th, 1056th, 1057th, 1058th, 1059th, 1060th, 1061st, 1062nd, 1063rd, 1064th, 1065th, 1066th, 1067th, 1068th, 1069th, 1070th, 1071st, 1072nd, 1073rd, 1074th, 1075th, 1076th, 1077th, 1078th, 1079th, 1080th, 1081st, 1082nd, 1083rd, 1084th, 1085th, 1086th, 1087th, 1088th, 1089th, 1090th, 1091st, 1092nd, 1093rd, 1094th, 1095th, 1096th, 1097th, 1098th, 1099th, 1100th, 1101st, 1102nd, 1103rd, 1104th, 1105th, 1106th, 1107th, 1108th, 1109th, 1110th, 1111st, 1112nd, 1113th, 1114th, 1115th, 1116th, 1117th, 1118th, 1119th, 1120th, 1121st, 1122nd, 1123rd, 1124th, 1125th, 1126th, 1127th, 1128th, 1129th, 1130th, 1131st, 1132nd, 1133rd, 1134th, 1135th, 1136th, 1137th, 1138th, 1139th, 1140th, 1141st, 1142nd, 1143rd, 1144th, 1145th, 1146th, 1147th, 1148th, 1149th, 1150th, 1151st, 1152nd, 1153rd, 1154th, 1155th, 1156th, 1157th, 1158th, 1159th, 1160th, 1161st, 1162nd, 1163rd, 1164th, 1165th, 1166th, 1167th, 1168th, 1169th, 1170th, 1171st, 1172nd, 1173rd, 1174th, 1175th, 1176th, 1177th, 1178th, 1179th, 1180th, 1181st, 1182nd, 1183rd, 1184th, 1185th, 1186th, 1187th, 1188th, 1189th, 1190th, 1191st, 1192nd, 1193rd, 1194th, 1195th, 1196th, 1197th, 1198th, 1199th, 1200th, 1201st, 1202nd, 1203rd, 1204th, 1205th, 1206th, 1207th, 1208th, 1209th, 1210th, 1211st, 1212nd, 1213th, 1214th, 1215th, 1216th, 1217th, 1218th, 1219th, 1220th, 1221st, 1222nd, 1223rd, 1224th, 1225th, 1226th, 1227th, 1228th, 1229th, 1230th, 1231st, 1232nd, 1233rd, 1234th, 1235th, 1236th, 1237th, 1238th, 1239th, 1240th, 1241st, 1242nd, 1243rd, 1244th, 1245th, 1246th, 1247th, 1248th, 1249th, 1250th, 1251st, 1252nd, 1253rd, 1254th, 1255th, 1256th, 1257th, 1258th, 1259th, 1260th, 1261st, 1262nd, 1263rd, 1264th, 1265th, 1266th, 1267th, 1268th, 1269th, 1270th, 1271st, 1272nd, 1273rd, 1274th, 1275th, 1276th, 1277th, 1278th, 1279th, 1280th, 1281st, 1282nd, 1283rd, 1284th, 1285th, 1286th, 1287th, 1288th, 1289th, 1290th, 1291st, 1292nd, 1293rd, 1294th, 1295th, 1296th, 1297th, 1298th, 1299th, 1300th, 1301st, 1302nd, 1303rd, 1304th, 1305th, 1306th, 1307th, 1308th, 1309th, 1310th, 1311st, 1312nd, 1313th, 1314th, 1315th, 1316th, 1317th, 1318th, 1319th, 1320th, 1321st, 1322nd, 1323rd, 1324th, 1325th, 1326th, 1327th, 1328th, 1329th, 1330th, 1331st, 1332nd, 1333rd, 1334th, 1335th, 1336th, 1337th, 1338th, 1339th, 1340th, 1341st, 1342nd, 1343rd, 1344th, 1345th, 1346th, 1347th, 1348th, 1349th, 1350th, 1351st, 1352nd, 1353rd, 1354th, 1355th, 1356th, 1357th, 1358th, 1359th, 1360th, 1361st, 1362nd, 1363rd, 1364th, 1365th, 1366th, 1367th, 1368th, 1369th, 1370th, 1371st, 1372nd, 1373rd, 1374th, 1375th, 1376th, 1377th, 1378th, 1379th, 1380th, 1381st, 1382nd, 1383rd, 1384th, 1385th, 1386th, 1387th, 1388th, 1389th, 1390th, 1391st, 1392nd, 1393rd, 1394th, 1395th, 1396th, 1397th, 1398th, 1399th, 1400th, 1401st, 1402nd, 1403rd, 1404th, 1405th, 1406th, 1407th, 1408th, 1409th, 1410th, 1411st, 1412nd, 1413th, 1414th, 1415th, 1416th, 1417th, 1418th, 1419th, 1420th, 1421st, 1422nd, 1423rd, 1424th, 1425th, 1426th, 1427th, 1428th, 1429th, 1430th, 1431st, 1432nd, 1433rd, 1434th, 1435th, 1436th, 1437th, 1438th, 1439th, 1440th, 1441st, 1442nd, 1443rd, 1444th, 1445th, 1446th, 1447th, 1448th, 1449th, 1450th, 1451st, 1452nd, 1453rd, 1454th, 1455th, 1456th, 1457th, 1458th, 1459th, 1460th, 1461st, 1462nd, 1463rd, 1464th, 1465th, 1466th, 1467th, 1468th, 1469th, 1470th, 1471st, 1472nd, 1473rd, 1474th, 1475th, 1476th, 1477th, 1478th, 1479th, 1480th, 1481st, 1482nd, 1483rd, 1484th, 1485th, 1486th, 1487th, 1488th, 1489th, 1490th, 1491st, 1492nd, 1493rd, 1494th, 1495th, 1496th, 1497th, 1498th, 1499th, 1500th, 1501st, 1502nd, 1503rd, 1504th, 1505th, 1506th, 1507th, 1508th, 1509th, 1510th, 1511st, 1512nd, 1513th, 1514th, 1515th, 1516th, 1517th, 1518th, 1519th, 1520th, 1521st, 1522nd, 1523rd, 1524th, 1525th, 1526th, 1527th, 1528th, 1529th, 1530th, 1531st, 1532nd, 1533rd, 1534th, 1535th, 1536th, 1537th, 1538th, 1539th, 1540th, 1541st, 1542nd, 1543rd, 1544th, 1545th, 1546th, 1547th, 1548th, 1549th, 1550th, 1551st, 1552nd, 1553rd, 1554th, 1555th, 1556th, 1557th, 1558th, 1559th, 1560th, 1561st, 1562nd, 1563rd, 1564th, 1565th, 1566th, 1567th, 1568th, 1569th, 1570th, 1571st, 1572nd, 1573rd, 1574th, 1575th, 1576th, 1577th, 1578th, 1579th, 1580th, 1581st, 1582nd, 1583rd, 1584th, 1585th, 1586th, 1587th, 1588th, 1589th, 1590th, 1591st, 1592nd, 1593rd, 1594th, 1595th, 1596th, 1597th, 1598th, 1599th, 1600th, 1601st, 1602nd, 1603rd, 1604th, 1605th, 1606th, 1607th, 1608th, 1609th, 1610th, 1611st, 1612nd, 1613th, 1614th, 1615th, 1616th, 1617th, 1618th, 1619th, 1620th, 1621st, 1622nd, 1623rd, 1624th, 1625th, 1626th, 1627th, 1628th, 1629th, 1630th, 1631st, 1632nd, 1633rd, 1634th, 1635th, 1636th, 1637th, 1638th, 1639th, 1640th, 1641st, 1642nd, 1643rd, 1644th, 1645th, 1646th, 1647th, 1648th, 1649th, 1650th, 1651st, 1652nd, 1653rd, 1654th, 1655th, 1656th, 1657th, 1658th, 1659th, 1660th, 1661st, 1662nd, 1663rd, 1664th, 1665th, 1666th, 1667th, 1668th, 1669th, 1670th, 1671st, 1672nd, 1673rd, 1674th, 1675th, 1676th, 1677th, 1678th, 1679th, 1680th, 1681st, 1682nd, 1683rd, 1684th, 1685th, 1686th, 1687th, 1688th, 1689th, 1690th, 1691st, 1692nd, 1693rd, 1694th, 1695th, 1696th, 1697th, 1698th, 1699th, 1700th, 1701st, 1702nd, 1703rd, 1704th, 1705th, 1706th, 1707th, 1708th, 1709th, 1710th, 1711st, 1712nd, 1713th, 1714th, 1715th, 1716th, 1717th, 1718th, 1719th, 1720th, 1721st, 1722nd, 1723rd, 1724th, 1725th, 1726th, 1727th, 1728th, 1729th, 1730th, 1731st, 1732nd, 1733rd, 1734th, 1735th, 1736th, 1737th, 1738th, 1739th, 1740th, 1741st, 1742nd, 1743rd, 1744th, 1745th, 1746th, 1747th, 1748th, 1749th, 1750th, 1751st, 1752nd, 1753rd, 1754th, 1755th, 1756th, 1757th, 1758th, 1759th, 1760th, 1761st, 1762nd, 1763rd, 1764th, 17

SECTION	TEAM NUMBER	1	2	3	4	5	6	7	8	9	10	11	12	13	14	15
	TEAM NAME															
1	TIME & STEP Maximum deduction 12 points															
2	ARM SWING Maximum deduction 12 points															
3	WHEELING Maximum overall deduction 6 points															
4	LEG ACTION Maximum deduction 12 points															
5	SPACING & DRESSING Maximum overall deduction 6 points															
6	COVERING Maximum overall deduction 6 points															
7	BODY CARRIAGE & PRESENTATION Maximum overall deduction 13 points															
8	LENGTH OF PACE Deduction must only be 0 or 4 points															
	TOTAL															
	PLACING															

Form 41 - 2011

* Maximum deduction points as above apply only if there are no Discipline ("D") points to be added

FIGURE 55: MARCH PAST MASTER CARD BACK

10.5 SECTION PROCEDURES AND JUDGING

10.5.1 Time and Step

- (a) Using the standard bearer as a guide, all members of the team shall be required to be in step and take the same length of pace. The left foot should make contact with the sand on the accentuated beat of the music.
- (b) The rate of march shall obviously be determined by the music and such music should be timed and rectified, if necessary, prior to the event.

Judging (maximum deduction 12 points)

- (a) Three judges shall be appointed and designated A, B and C and shall assume the judging positions as detailed in the diagram.
- (b) Each judge shall allot faults on the following basis:
 - (i) Each person out of time with music..... **1 fault**

10.5.2 Arm Swing

- (a) Arm swing shall be as detailed in drill procedures in 10.2.1 (a) (ii) and all team members should be uniform in their action.

Judging (maximum deduction 12 points)

- (a) Three judges shall be appointed and designated A, B and C and shall assume the judging positions as detailed in the diagram.
- (b) Each judge shall allot faults on the following basis:
 - (i) Incorrect arm swing per person **1 fault**

10.5.3 Wheeling

- (a) The procedure of a correct wheel is as described and drawn in drill procedures (see diagram).

Judging (maximum deduction 6 points)

- (a) Three judges shall be appointed and designated A, B and C and shall assume the judging positions as detailed in the diagram.
- (b) Each judge shall allot faults on the following basis:
 - (i) Standard bearer not wheeling at 2.7m radius **1 fault**
 - (ii) Belt person not commencing wheel on start line..... **1 fault**
 - (iii) Pivots not on reel drum on start line of wheel (per file)..... **1 fault**
 - (iv) Rear rank not starting wheel on start line (per file)..... **1 fault**
 - (v) Pivots not on drum through wheel (per file)..... **1 fault**
 - (vi) Rear rank not keeping dressing through wheel (per file)..... **1 fault**

10.5.4 Leg Action

- (a) Leg action shall be as detailed in drill procedure in 10.2.1 (a) (iii) and all team members should be uniform in their action.

Judging (maximum deduction 12 points)

- (a) Three judges shall be appointed and designated A, B and C and shall assume the judging positions as detailed in the diagram.
- (b) Each judge shall allot faults on the following basis:
 - (i) Incorrect leg action per person **1 fault**

10.5.5 Spacing and Dressing

- (a) The spacing and dressing of the team on the march shall be as detailed in formation. The reel shall be carried on a level plane and the line between the belt person and the reel shall remain taut.

Judging (maximum deduction 6 points)

- (a) Three judges shall be appointed and designated A, B and C and shall assume the judging positions as detailed in the diagram.
- (b) Each judge shall allot faults on the following basis:
- (i) Standard bearer incorrect distance from reel..... **1 fault**
 - (ii) Belt person incorrect distance from reel/line not taut **1 fault**
 - (iii) Team units on front handles out of line (per file)..... **1 fault**
 - (iv) Team units off axle (per file)..... **1 fault**
 - (v) Team units on rear handles out of line (per file)..... **1 fault**
 - (vi) Rear rank out of line (per file)..... **1 fault**

10.5.6 Covering

- (a) The covering of a team on the march shall be as detailed in 10.1.2, Formation.

Judging (maximum deduction 6 points)

- (a) Three judges shall be appointed and designated A, B and C and shall assume the judging positions as detailed in the diagram.
- (b) Judging of each team shall not commence until that team is 8 – 10 paces from the wheel which it is approaching.
- (c) Each judge shall move from side to side, alternatively left to right, and right to left, viewing each team once only for deductions sequentially as detailed in 10.5.6(d).
- (d) Each judge shall record faults on the following basis:
- (i) Rear rank unit not directly behind drum unit and/or drum unit incorrect distance from reel..... **1 fault**
 - (ii) Team unit in rear rank not directly behind rear handle unit and/or rear handle unit not directly behind front handle unit **1 fault**
 - (iii) Standard bearer or belt person off alignment in relation to centre of reel **1 fault**
 - (iv) Belt person not directly behind standard bearer **1 fault**
 - (v) Team unit in rear rank not directly behind rear handle unit and/or rear handle unit not directly behind front handle unit **1 fault**
 - (vi) Rear rank unit not directly behind drum unit and/or drum unit incorrect distance from reel..... **1 fault**

10.5.7 Body Carriage and Presentation

- (a) Body carriage shall be as detailed in drill procedures 10.2.1 (a) (i). Presentation of the standard, reel, caps and dress shall be assessed for overall appearance and uniformity.

Judging (maximum Section deduction 13 points)

- (a) Three judges shall be appointed and designated A, B and C and shall assume the judging positions as detailed in the diagram.
- (b) Each judge shall allot faults on the following basis:
- (i) Incorrect body carriage per person **1 fault**
(Maximum per team 12 points)

- (ii) Team not presenting themselves in uniform dress or of untidy appearance **1 fault**
(Maximum deduction per team 1 point)

10.5.8 Length of Pace

- (a) Length of pace shall be determined by checking the standard bearer marching over a measured distance of 4.7m during which time the standard bearer should not march less than nine paces or more than eleven paces. Any team forced to march at an incorrect length of pace through the action of the preceding team shall not be penalised.

Judging (maximum deduction 4 points)

- (a) Three judges shall be appointed and designated A, B and C and shall assume the judging positions as detailed in the diagram.
- (b) Each judge shall allot faults on the following basis:
 - (i) Incorrect length of pace **4 faults**
(Standard Bearer marching less than 9 paces or more than 11 paces over 4.7m or 3.6m for U14 and under.)

SECTION 11
POOL RESCUE EVENTS

38th Edition Changes to the Revised 37th Edition Manual:

- Ongoing** General – Minor editorial changes have been made that do not affect the intended rules of competition. These changes clarify, simplify, and assist with comprehension of the SSM. The changes also correct observed spelling, grammatical, formatting, and other minor errors.
- October 2025** 11.3.2 – A note has been added to clarify that U13 aged competitors competing up into U14 aged team events that require the use of swim fins are permitted to use either the ILS specification swim fins or the SLSA approved soft/flexible rubber type fins.
- October 2025** 11.4.1(e), 11.4.2(e), 11.4.5(l) and 11.4.5(c) – it is clarified to refer to the ILS Competition Rule Book for the false start definition.

11 POOL RESCUE EVENTS

11.1 GENERAL

Swimming pool based competitions are conducted by many fellow member countries of the International Life Saving Federation (ILS).

Pool Rescue Competition is included in the suite of events conducted in ILS World Life Saving Championships and other international competitions.

The conduct of Pool Rescue Competitions also provides a further avenue, outside of the ocean environment, for activity participants to develop and to demonstrate their lifesaving and organisational skills.

SLSA has adopted specific sections of ILS Pool Rescue Rules and equipment as the standard for the conduct of its Pool Rescue Competitions.

The ILS Competition Manual is published at:

<https://www.ilsf.org/lifesaving-sport/rules/>

To enable the conduct of competition, the following areas of the ILS Competition Manual have been specifically adopted by SLSA:

- ILS World Record Principles and Procedures
- Wearing of Swim Caps in Pool Events, Simulated Emergency Response Competition
- ILS Pool Events Event Rules
- ILS Simulated Emergency Response Competition (SERC) Event Rules
- ILS Facility Standards – Pool Facility Standards and specifications
- ILS Equipment Standards and Scrutineering for Pool Manikins, Obstacles, Rescue Tubes, Swim Fins and Throw Lines.

Except where otherwise provided for in this Section the current SLSA Surf Sports Manual and subsequent bulletins or circulars shall apply for all other matters relating to conduct of SLSA Pool Rescue Competitions.

A manikin handler, where required for Pool Rescue towing events, shall not be considered to be a competitor, but shall be required to:

- (i) Be a financial SLSA member.
- (ii) If directed by the event organiser, must wear a competition cap.
- (iii) For the handover, using, at least hand, position and hold the manikin upright and facing the turning wall floating in its natural buoyancy position anywhere within the allotted lane.
- (iv) The handler may let go of the manikin after the competitor has touched the turning wall but must release contact with it immediately the competitor has deliberately made contact with the manikin to secure it for the tow.
- (v) Make every effort to ensure that any part of the manikin they are holding, and/or any water movement they cause, does not impede any other competitor in the race (otherwise disqualification of their competitor may result).
- (vi) Comply with all instructions from Officials and comply with all SLSA rules and policies.

Note: The dress of manikin handlers may differ from the rules contained in the ILS Competition Rulebook. Reference to the ILS Rules is required for events solely conducted under ILS Competition Rulebook.

11.2 AUSTRALIAN POOL RESCUE RECORDS

SLSA will only recognise Australian Records in the events, ages, and gender it conducts at the SLSA Pool Rescue Championships or that are conducted at the ILS Life Saving World Championships.

SLSA recognises an Australian Record as the best time recorded anywhere in the world by an SLSA member who is an Australian citizen in an individual event or an SLSA registered club in a team event. SLSA will also recognise the best time recorded by an Australian National Team in a team event. SLSA does not recognise individual times set by non- citizens as Australian Records.

The ILS World Record Principles and Procedures (including prior event sanctioning by SLSA) shall apply to Australian Records, except that a doping test is not mandatory, (but may be undertaken) for the recognition of an Australian Record. Refer to Appendix A for the Record Application form.

Note: Prior ILS event sanctioning is required for world record recognition and is recommended for major events conducted by SLSA.

11.3 SPECIAL CONDITIONS FOR SLSA COMPETITIONS

11.3.1 Swim Fins Specifications for U13 and Under Age Category Events

The swim fins used in events for U13 and under aged events are restricted to soft/flexible rubber type fins used for swimming training similar to the styles depicted below:



Please note that fins that do not meet this general profile or are for the specific purpose of diving or surfing/bodyboarding and/or with stiff and/or elongated blades, will not be permitted for use in U13 and under aged events.

The swim fins shall comply with the following dimensions:

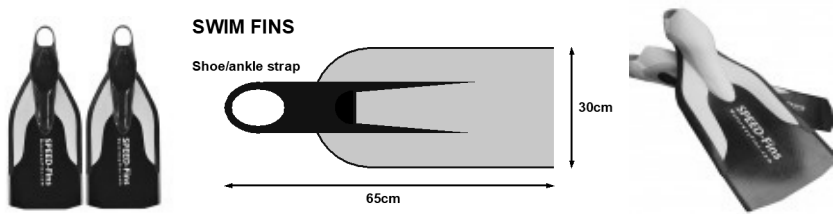
- Maximum 50cm overall length including the shoe.
- Maximum 25cm width at the widest point of the blade.

Swim fins are to be measured with the shoe or ankle strap extended but not stretched. Swim fins will not be permitted to be used if they do not conform to the specifications or if they are considered to be a safety hazard.

Note: Fins are measured while not being worn.

11.3.2 Swim Fins Specifications for U14 and Over Age Category Events

The swim fins used in events for U14 and over aged events must meet ILS requirements and may be constructed of rubber, composite or other materials in the style depicted below:



The swim fins shall comply with the following dimensions:

- Maximum 65cm overall length including “shoe” or ankle strap (ankle strap extended).
- Maximum 30cm width at the widest point of the blade.
- Swim fins are to be measured with the shoe or ankle strap extended but not stretched. The swim fins will not be permitted to be used if they do not conform to specifications or if they are considered a safety hazard.

Swim fins are to be measured with the shoe extended but not stretched. Swim fins will not be permitted to be used if they do not conform to the specifications or if they are considered to be a safety hazard.

Note 1: Fins are measured while not being worn.

Note 2: U13 aged competitors competing up into U14 aged team events that require the use of swim fins are permitted to use either the ILS specification swim fins or the SLSA approved soft/flexible rubber type fins.

11.3.3 Rubber Bricks Specifications for U13 and Under Age Category Events

The rubber bricks to be used in the U13 and under Brick Carry events have the following specifications:

Measurements: 230mm x 80mm x 80mm Weight: 3.5kg and shall have a profile similar to the style depicted below:



11.4 SPECIFIC SLSA EVENT RULES

SLSA, at its discretion, may conduct events other than those contained in the ILS Competition Rule Book at its competitions.

11.4.1 50 Metre Swim with Fins

- (a) With a dive entry on an acoustic signal, the competitor swims 50m freestyle with fins.

Note: “Freestyle” means that in an event so designated the swimmer may swim any style including form strokes and underwater.

- (b) Following the dive entry, the competitor may swim underwater for the entire 50m.

Note: There is no requirement to surface, but it is advisable that competitors finish at a depth that allows electronic timing to be activated.

- (c) The event is completed when the competitor touches the finish edge of the pool.

- (d) Equipment:

- U13 and under age competitors must use rubber type fins as specified in this Section.
- U14 age competitors and over competitors are permitted to use the SLSA/ILS specification composite type fins.

- (e) In addition to the General Conditions for disqualification contained in the current SLSA Surf Sports Manual, the current edition ILS Competition Rule Book and any specific or amending competition bulletins and circulars, the following behaviour shall also result in disqualification:

- A false start as detailed in Section 3of the ILS Competition Rule Book.

- Failure to touch the finish wall.

11.4.2 50 Metre Brick Carry

- (a) With a dive entry on an acoustic signal, the competitor swims 25m freestyle and then dives to recover a submerged rubber brick to the surface within 5m of the pick-up line.
- (b) The competitor then carries the rubber brick to touch the finish edge of the pool.
- (c) The event is completed when the competitor touches the finish edge of the pool.
- (d) Equipment:
 - Rubber Brick as per the specifications in this Section.

Note: Unless otherwise specified competitors must use the rubber bricks supplied by the Competition Organisers.

- (e) Positioning of the brick:
 - The brick is placed at the 25m mark with a 5m pick up zone mark on the pool edge.
 - The rubber brick is located at a depth between 1m and 3.00m. In water deeper than 3m, the brick shall be placed on a platform (or other suitable support) to position it at the required depth.
- (f) Surfacing the Brick:
 - Competitors may push off the pool bottom when surfacing with the brick.
 - Competitors must have the brick in the correct carrying position (see next heading) before the brick passes the relevant 5m line.
- (g) Carrying the Brick:
 - A rubber brick is not classified as a “living object” and therefore it may be carried above or below the surface of the water as follows:
 - The brick must be carried not pushed. Pushing means the brick is held forward of the competitors head; and
 - The brick must be carried with one or two hands.
- (h) Disqualification:

In addition to the General Conditions for disqualification contained in the current SLSA Surf Sports Manual, the current edition ILS Competition Rule Book and any specific or amending competition bulletins and circulars the following behaviour shall also result in disqualification:

- (i) A false start as detailed in the Section 3 of the ILS Competition Rule Book.
- (ii) Not surfacing before diving to the brick.
- (iii) Taking assistance from any pool fitting (e.g., lane ropes, steps) when surfacing with the rubber brick – not including the bottom of the pool.
- (iv) Not having surfaced with the rubber brick before the competitor’s head passes the 5m line.
- (v) Pushing the brick (above the head of the athlete).
- (vi) Not carrying the brick in one or both hands.
- (vii). Releasing the rubber brick before touching the finish edge/wall.
- (viii) Failure to touch the finish edge/wall.

11.4.3 50 Metre Manikin Carry (35m carry distance)

The event rules are as per the 50m Manikin Carry event contained in the ILS Competition Manual with the exception that the manikin is placed at the 35m mark from the starting end.

11.4.4 10 Metre Line Throw

The event rules are as per the Line Throw event contained in the ILS Competition Manual with the exception that the rigid cross bar for the patient is placed at the 10m mark.

Note: Unless otherwise specified competitors must use the line throw ropes supplied by the Competition Organisers.

11.4.5 100 Metre Patient Tow with Fins

- (a) With a dive entry on an acoustic signal, the rescuer swims 50m freestyle with fins and rescue tube, where their patient is waiting with at least one hand on the turn wall or the starting blocks.

The patient may touch or grasp the rescue tube before the rescuer has touched the turn wall/edge but not release contact with the turn wall/edge or starting block until the rescuer has touched the turn wall/edge.

- (b) As soon as the rescuer has touched the turning edge/wall of the pool, the patient can release contact with the turn edge/wall or starting block and the “clip in” of the patient into the rescue tube can commence.
- (c) The rescuer and/or the patient secures the rescue tube around the patient’s body under both arms and clipped to an O-ring.
- (d) This clip in must be completed within the 10m pick up zone (judged by the top of the patient’s head). The line of the rescue tube must be fully extended beyond the 10m line judged when the top of the head crosses the 10m line.

Note 1: Should the line of the rescue tube not be fully extended because of the power of the patient’s kick, the team shall not be disqualified.

Note 2: It is permitted for the rescuer and/or patient to push off from the turning wall.

- (e) The patient must be towed on their back and the patient cannot be towed in any way other than the clipped into the rescue tube. The patient is permitted to assist by sculling under the surface of the water and kicking, but they must not swim with an out-of-water recovery.

Note: The patient repositioning their arms to a position in front of their head to streamline is not a disqualification.

- (f) The finish is determined on the rescuer touching the edge/wall with one hand with the patient clipped into the rescue tube.
- (g) Equipment:
- SLSA Approved Rescue Tube
 - U13 age competitors and under must use rubber type fins as specified in this Section.

Note: Unless otherwise specified competitors must use the Rescue Tubes supplied by the Competition Organisers.

- (h) Event Conduct Notes:
- Starts with Rescue Tubes: The rescue tube and rescue tube line may be positioned at the rescuer’s discretion, but within the team’s allotted lane. Competitors should ensure a safe and correct position of the rescue tube and line.
 - Wearing Rescue Tubes: Rescue Tubes must be donned correctly with the loop across or over one shoulder. Assuming the rescue tube was donned correctly, there is no cause for disqualification if the loop falls down in the rescuer’s shoulder or elbow during the rescuers’ approach or tow.
 - Towing the Victim: Rescuers must tow the patient in the tube towards the finish wall of the pool.
 - Retrieving lost fins: Competitors may retrieve fins lost after the start and the team may continue in the race. The team will not be permitted to start again.

- Rescue tube defects: If in the referee's opinion, the rescue tube, line or lanyard presents a technical defect during a race, the referee may allow the team to repeat the race.

(i) Disqualification

In addition to the General Conditions for disqualification contained in the current SLSA Surf Sports Manual, the current edition ILS Competition Rule Book and any specific or amending competition bulletins and circulars the following behaviour shall also result in disqualification:

- (i) A false start as detailed in Section 3 of the ILS Competition Rule Book.
- (ii) The patient releasing contact with the turn edge/wall or starting block before the rescuer has touched the edge/wall.
- (iii) Taking assistance from any pool fitting (e.g., lane rope, steps) when securing the rescue tube around the patient (except where the minimum pool depth allows the athlete to stand).
- (iv) The rescue tube not being secured around the patient (judged at the top of the patient's head) before passing the 10m line.
- (v) The patient becoming detached from the rescue tube (other than a technical defect with the tube – see tube defect note) after passing the 10m line and prior to the rescuer touching the finishing edge/wall.
- (vi) The patient not being towed on their back and clipped into the rescue tube and behind the rescuer.
- (vii) The patient's arms breaking the water to assist the tow with an out-of-water arm recovery.
- (viii) The patient touching the finishing edge/wall before the rescuer.
- (ix) The rescuer not touching the finish edge/wall.

11.4.6 4 x 25 Metre Brick Relay

- (a) Four competitors in turn carry a rubber brick approximately 25m each.
- (b) The event is conducted on a similar basis as the 50m Brick Carry and with the same procedures as the 4 x 25m Manikin Relay but using a rubber brick instead of a Plastic Manikin.

Note: The first competitor may hold the manikin in front of them at the start but must maintain contact with the brick with at least one hand at all times and have the brick in the correct carrying position at the 5m line.

(c) Disqualification:


In addition to the General Conditions for disqualification contained in the current SLSA Surf Sports Manual, the current edition ILS Competition Manual and any specific or amending competition bulletins and circulars the following behaviour shall also result in disqualification:

- (i) A false start as detailed in Section 3 of the ILS Competition Rule Book.
- (ii) Taking assistance from any pool fitting (e.g., lane ropes, steps) when surfacing with the rubber brick – not including the bottom of the pool.
- (iii) Pushing the brick (above the head of the athlete)
- (iv) Not carrying the brick in one or both hands.
- (v) Releasing the brick before the next competitor has grasped it (i.e. one hand of each competitor must be in contact with the brick).

Section 11 – Pool Rescue Events

- (vi) Assistance from a third competitor during the exchange between the incoming and outgoing competitors.
- (vii) Releasing the rubber brick before touching the turning wall or finish wall.
- (viii) Releasing contact with the turn edge/wall or starting block before the previous competitor has touched the edge/wall.
- (ix) Failure to touch the finish edge/wall.
- (x) A competitor leaving the water after completing their leg of the relay and before the all-clear signal is given.
- (xi) One competitor completing two or more legs of the event.

APPENDIX A**POOL RESCUE RECORD APPLICATION FORM**

SURF LIFE SAVING AUSTRALIA						
POOL RESCUE RECORD APPLICATION FORM						
Name of (ILS Sanctioned) Competition:						
Venue						
City		State				
Event						
Date of Event		Gender	M/F	Age Group		

INDIVIDUAL EVENT	
Competitor's Name	Date of Birth
SLSA Club	
(Or) Australian National Team	
Record Time Claimed	
<i>(Please attach a copy of the official result.)</i>	

TEAM EVENT	
Name of Team Members (in order of competing)	Date of Birth
1.	
2.	
3.	
4.	
SLSA Club	
(Or) Australian National Team	
Record Time Claimed	
<i>(Please attach a copy of the official result.)</i>	

Chief Referee		Signature	
Date		Doping Control Undertaken *	Yes/No

Note: It is not mandatory for a doping test to be undertaken for the recognition of a record. A positive doping test may result in a record not being recognised or the record being deleted. Please forward completed Application Form to Surf Life Saving Australia – Refer Surf Sports.

SECTION 12 COMPETITION ADMINISTRATION

38th Edition Changes to the Revised 37th Edition Manual:

- Ongoing** General – Minor editorial changes have been made that do not affect the intended rules of competition. These changes clarify, simplify, and assist with comprehension of the SSM. The changes also correct observed spelling, grammatical, formatting, and other minor errors.
- October 2025** 12.3 – Clause has been amended following a SLSA safety review. The changes in Section 12 reflect the changes in names: ***Safety Committee*** replaces Safety and Emergency Committee, ***Safety Coordinator*** replaces SEMC, and ***Safety Officer*** replaces ARRO.
- October 2025** 12.3.1 & 12.3.2 – The Officials Adviser role has been added to the list of Organising and Competition Committees.
- October 2025** 12.6.3 – Updated the Swim Buoy Lines and Anchors diagram to include both 4 and 9 string buoys.
- October 2025** 12.6.4 – Deleted the stand alone 4 string Swim Buoys Lines and Anchors Diagram.
Note: The subsequent Sections have been renumbered
- October 2025** 12.6.4 – Renamed the Section No. for Surf Boat Buoy Lines and Anchors Diagram from 12.6.5 to 12.6.4 and updated the Diagram.

12.1 CONDUCTING COMPETITIONS AND EVENTS

- (a) All competitions conducted by SLSA or within SLSA's framework are subject to the constitution of SLSA, the regulations made under that constitution and this manual. Members have a duty to know and SLSA expects its members to know and be aware of SLSA regulations. It is for this reason that the regulations of each and every competition or event are not repeated. By entering SLSA competitions competitors acknowledge and agree that they know and are aware of the relevant SLSA rules and regulations.
- (b) For some competitions however, special conditions apply to entry fees, opening and closing of entries, type of competition and times of commencement. When these conditions apply the necessary regulations are supplementary to the rules contained in this Surf Sports Manual (and any amending or clarifying bulletins or circulars) and can be referred to as Supplementary Rules. These Supplementary Rules are issued by bulletin/circular under the SLSA constitution and are binding on all persons who seek to enter or compete in or otherwise participate in the relevant competition or event.
- (c) Each Competition Organising Committee must make available all of the necessary information to enable a competitor or club to properly assess their or its ability to enter a competition. Also, for a competitor or club to determine what is expected of them or it by virtue of that entry.
- (d) Supplementary Rules may contain (in so far as may be appropriate to the event to which they relate) the following information:
- (i) The name and nature of the competition.
 - (ii) The name and address of the organising surf life saving authority, i.e., club/Branch/State Centre or SLSA.
 - (iii) The names and addresses of the Organising Committee with specific notation of the Competition Organiser.
 - (iv) A statement to the effect that the competition is "held under the authority and regulations of SLSA" together with an appropriate waiver and disclosure.
 - (v) The venue and date of the competition and the dates, times, and other details regarding briefings, reporting for competition marshalling, competition start, closure of competition etc. The dates for opening and closing of entries, how (and where) they will be made, and respective entry fees.
 - (vi) A full description of the proposed competitions, events, and genders to be conducted. In the case of special events or multi-discipline events, it may also be necessary to include the "legs" and total length of course and other appropriate details.
 - (vii) Details of any arrangements for different divisions or grades of competition to be conducted in certain age groups of events including the eligibility requirements and the status of such divisions or grades of events.
 - (viii) Details of inclusive/adaptive events including, as appropriate, events, specific rules (if any), ages, water safety, entry requirements and water safety etc.
 - (ix) Details of any arrangements for entry of composite teams into SLSA competition for participation purposes.
Note: Unless otherwise specified composite teams shall not be eligible for awards, medals, trophies, prize money or placing points.
 - (x) Details of any arrangements for entry of non-members into SLSA competition for participation purposes.
Note: Unless otherwise specified non-members shall not be eligible for awards, medals, trophies, prize money or placing points.

- (xi) Any conditions under which entries may be refused and details of age limits.
- (xii) Such information regarding insurance as may be required by SLSA and/or is appropriate to the competition in terms of responsibility for private property, public liability, and personal accident insurance.
- (xiii) Details of specification requirements for craft, special equipment (if any) etc., and the time and place of scrutineering.
- (xiv) A detailed list of prizes and/or awards allocated and the manner in which results will be determined, and prizes awarded.
- (xv) Details of any particular arrangements for draws to determine the order of legs or gender order in particular events e.g., Ironman, Ironwoman, Cameron Relay, Ocean M Lifesaver Relay, etc.
- (xvi) Details of any special procedures or fees for appeals.
- (xvii) Provisions regarding postponement, abandonment and/or cancellation of the competition and/or the capacity to alter any, or all of the events.
- (xviii) A reminder of the obligations on clubs and competitors to secure the written endorsement from their Branch, State Centre (or SLSA in the case of international competitors).
- (xix) The maximum number of competitors/teams in a competition or event and how numbers are to be controlled.
- (xx) If appropriate, how equipment may be changed or substituted during an event.
- (xxi) Details of competition sponsors' expectations with regard to decals to be placed on craft, sponsor identified clothing to be worn by competitors and restrictions (if any) on the display of other sponsor logos or messages on competitors' equipment or clothing.
- (xxii) Whether (and which) facts are to be judged by appointed officials.
- (xxiii) The scale of penalties applicable to the competition.
- (xxiv) Water temperatures: average for the date of competition. Air temperature and humidity: average for the date of competition. Unusual course hazards or requirements of special equipment: i.e., wetsuit or assistance (handlers), clear directions to the race venue and check-in site e.g., clubhouse, etc.
- (xxv) All such other requirements and information as may be necessary, in SLSA's view, for the proper conduct of the competition.

12.2 COMPETITION CALENDAR

- (a) SLSA, State Centres and Branches shall establish from time to time the procedure for the calling and determination of competition dates, nature of competition venues, and other details. The national competition calendar is the sole property and the responsibility of SLSA. SLSA reserves the right to vary the national competition calendar in its sole discretion. Similarly State and Branch competition calendars are the property and responsibility of State Centres and Branches, respectively.
- (b) Internal competition conducted by a specific club or group will normally be a subject for determination by that body.
- (c) Any competition that involves members from more than one club must be endorsed by the appropriate surf life saving authority.
- (d) Competitions, or other events, which have "national significance", (i.e., major TV coverage, overseas competitors, a major sponsorship, winner's prize, etc.) must also be sanctioned and/or licensed by SLSA.

- (e) It is not in the best interests of SLSA or sponsors of SLSA for major competitions to clash. SLSA, each State Centre and each Branch should use their best endeavours to resolve between themselves and within their appropriate authorities a competition calendar that is compatible to the majority.

12.3 ADMINISTRATION

12.3.1 Organising Committee

- (a) The organising committee shall be responsible for the planning and development of the safety, logistical, and operational organisation of the competition and non-competition aspects of the event. The Competition Committee takes responsibility for the delivery of the actual competition and the Organising Committee supports this delivery as required. The key personnel of the Organising Committee may comprise the following:
- (i) Competition Organiser (chair), Referee, Event Director, Safety Coordinator (Chair of the Safety Committee), Competition Committee Chair, Director of Competition, Secretary, Treasurer, Technical Adviser(s), Officials Adviser, Local Organising Body Representative, Local Lifesaving/Lifeguarding Authority representative personnel responsible for logistics, administration, arena, catering, gear, patrols, accommodation, functions and transport, etc.
Note: The responsibilities of an Event Director (if appointed) shall be determined for the particular competition.
 - (ii) If necessary, assistants may be provided for any of the above personnel, or any of the positions may be amalgamated.
 - (iii) It is the responsibility of the Organising Committee to cooperate with the relevant surf life saving authority and the Competition Committee in every way.
- (b) Formal records of any meetings of the Organising Committee must be taken and kept.

12.3.2 Competition Committee

- (a) A Competition Committee shall be appointed which shall direct all matters relating to the actual delivery of the event and conduct of the competition. This committee may, subject to the rules in this Manual, postpone and/or cancel and/or alter any or all events, and/or to alter the venue of the competition. This committee shall, as appropriate, seek and receive advice from the Referee, Safety Committee, Lifesaving/Lifeguarding personnel and the Safety Coordinator on safety issues. The Competition Committee shall also consult the Referee, appropriate officials, recognised subject matter experts and the Organising Committee when required on any matter relating to the organisation and conduct of the competition.
- (b) The composition of the Competition Committee will be determined by SLSA or the relevant Organising Committee and may include:
- Competition Committee Chair
 - Organising Committee Chair
 - Referee
 - Safety Coordinator
 - Competition Director
 - Deputy Referee(s)
 - Event Director
 - Logistics Officer
 - Technical Adviser(s)
 - Officials Adviser
 - Athlete Representative(s)
 - Local Organising Body Representative
 - Local Lifesaving/Lifeguarding Authority Representative (where appropriate)
 - Area/Sectional Referee(s)
 - Communications Coordinator

- Medical/First Aid Coordinator

(c) Formal records of any meetings of the Competition Committee must be taken and kept.

12.3.3 Safety Committee

(a) A Safety Committee shall be appointed which must consider and advise the Competition Committee on all matters relating to competition and non-competition safety and emergency services. The chair of the Committee shall be the Safety Coordinator who shall also be a member of the Organising Committee and the Competition Committee. The composition of the Safety Committee will be determined by SLSA or the relevant Organising Committee and may include the following:

- Safety Coordinator (chair)
- Referee or Deputy Referee (dependant on size of event)
- Medical/First Aid Coordinator
- Power Craft Coordinator
- Work Health and Safety Advisor
- Safety Officers
- Water Safety Coordinator
- Local Organising Body Representative
- Local Lifesaving/Lifeguarding Authority Representative (where appropriate)
- Local Police/Emergency Service Organisations

(b) Formal records of any meetings of the Safety Committee must be taken and kept.

12.3.4 Competition Officials

The Referee, other officials, the Appeals Committee, Disciplinary Committee, Boat Panel and other specialist groups as required for a particular event or competition will be appointed by the relevant surf life saving authority.

Note 1: SLSA may from time to time stipulate qualifications necessary for officials to carry out specified duties. SLSA Officials' Accreditation or approved equivalent is regarded as being the minimum qualification for appointment. Probationary or on the job training officials may be appointed alongside Accredited Officials to gain further experience. In addition, other personnel with suitable qualifications may be appointed to undertake specialist roles at competitions.

12.3.5 General

- (a) Area Allocation – In conjunction with the Safety Committee, the Referee is empowered to define the respective competition and marshalling areas of all events.
- (b) Marshalling Areas – club competition organisers should pay particular attention to marshalling areas and shading, as correct positioning will prevent encroachment on the competition areas, with beneficial results to the spectators and competition officials. For a suggested layout of competition areas refer to the diagram at the end of this Section.
- (c) Laying of Buoys – The laying and positioning of all buoys, shall be under the direction of the Referee or Sectional Referee. For setting up of buoys, ropes and anchors refer to the diagram at the end of this Section.
- (d) Duty Boats – The relevant surf life saving authority conducting the competition and/or the club conducting a competition shall arrange for sufficient fully equipped IRB's, Personal Water Craft, or other suitable craft as required by the Organising Committee. These craft must maintain their rescue capability.
- (e) Equipment Scrutineering – Where scrutineering is taking place the Competition Organiser is to ensure that all necessary equipment is available for SLSA officials to use.
- (f) In planning for competitions, the Organising Committee must take into account any government authority, and SLSA requirements, and safety considerations to ensure appropriate competition management.

12.3.6 Team Events

In all events designated as team events (e.g., Relays etc.), the "team" shall consist of members of the same surf life saving authority (i.e. club, Branch, State, or SLSA) who must fulfil all SLSA entry requirements into competition.

12.3.7 SLSA Permission to Enter Competitions

The following SLSA requirements are to be observed for competitions that involve international/interstate/inter-branch/inter-district competitors:

- (a) The organising club should confer with their respective Branch/State Centre or, as appropriate, SLSA to discuss any plans to invite competing crews, teams, or members from another Branch, State or from overseas.
- (b) All literature, or discussions with invited competitors, must bear a warning that members, crews, teams, etc., must have their entry endorsed by way of suitable notation on the entry form, or may be by way of correspondence. In special circumstances, the relevant surf life saving authority may process the matter by telephone, but that is a subject for each relevant surf life saving authority to determine.
- (c) Without proper endorsements competitors shall not be allowed to take part in any competition conducted under the authority of SLSA. Further detailed regulations on this matter are available from Branches, State Centres and/or SLSA.

12.3.8 Competitions and/or Displays Conducted by Other Organisations

- (a) No member of SLSA shall compete or take part, nor shall an affiliated club, Branch or State Centre be involved in any way, in any lifesaving competition, event and/or related display involving SLSA owned equipment or intellectual property, unless that competition, event or display is licensed or sanctioned by SLSA and prior written permission to compete or take part has been obtained from SLSA.
- (b) Participation without SLSA permission in an unlicensed or non- sanctioned competition, event or display may be a breach of these rules and the SLSA constitution and regulations and members and clubs may be subject to disciplinary action in accordance with these rules and/or SLSA regulations. SLSA's "special events" and related policies provide processes for SLSA support or involvement in competitions conducted by other organisations. Further information is available from SLSA.

12.3.9 Late Entries/Additional Entries

Late and/or additional entries after the closing date shall only be accepted as decided and published by the organising authority.

12.3.10 Awards after Closing Dates

- (a) New members gaining their respective award after the closing date of entries are not permitted late entry to a competition. For the purpose of this rule, the term "new member" shall be interpreted as a person who was not a member of SLSA in the season previous to which the competition takes place – also refer Section 2.

Note: The competition season shall run from the 1st October in one year to the 30th September in the following year.

- (b) Proficient age group members who gain their SLSA Surf Rescue Certificate or proficient SLSA Surf Rescue Certificate members who gain their SLSA Bronze Medallion after the close of entries, are to be considered continuing members, not new members, and therefore may be entered as a late entry into competitions.

12.3.11 Refusal of Entries

SLSA reserves the right to refuse any entry, or to reject any entry after acceptance. Members shall not be allowed to take part in competition if they are not currently proficient or if they are in breach of any SLSA regulation (including patrol obligations), or any other obligation imposed on

them under the SLSA constitution, the SLSA regulations or this Manual, or who are in any other way not in good standing with their club, Branch, State Centre or SLSA.

12.4 TROPHIES, PRIZES AND ELIGIBILITY

In relation to trophies, prizes whether cash or kind, and the eligibility of individual member/s representing a section of SLSA to compete for, or accept such trophies or prizes, the following shall apply:

- (a) SLSA solely reserves the authority to determine from time to time, conditions relative to the acceptability of trophies or prizes, reimbursement of accommodation, travel and other expenses, and eligibility to compete for trophies or prizes.
- (b) Gambling by SLSA members on authorised SLSA competition events in which they are participating as a competitor, official, manager or organiser is strictly prohibited. Members found to have gambled on an SLSA competition or event whilst a competitor, official, manager or organiser of that competition will be subject to disciplinary action in accordance with SLSA regulations.
- (c) SLSA is the authority to approve competitions involving "cash prizes" and therefore any club or other section of SLSA, wishing to allocate any "cash prizes" for competition events shall seek the approval of their respective Branch, State Centre or in the case of competitions involving international or interstate competitors, from SLSA.
- (d) Cash prizes shall not be awarded for any event at a SLSA championship competition.
- (e) Cash prizes shall not be made available from club general funds; however, sponsor income may be distributed utilising the club banking account.
- (f) Where cash prizes are presented, they shall be portrayed as coming direct from event sponsors (i.e., cash prizes should not be sourced or appear to be sourced from club lifesaving funds).

12.5 OFFICIALS' AND COMPETITORS' OATHS

At major SLSA competitions it may be appropriate for oaths to be recited at an opening ceremony or at the commencement of competition. The selection of the competitor and official to read the oaths will be responsibility of the Organising Committee for the event. The oaths are as follows:

12.5.1 Officials' Oath

- On behalf of all appointed competition officials at these (insert name) championships, I declare that we will carry out our separate duties in an honest and impartial manner.
- We declare that we will treat each athlete competing at these championships in a fair and reasonable manner and without personal prejudice or bias.
- We understand that our appointment to these championships is made on the basis of our acceptance of the responsibility given to us as representative of Surf Life Saving Australia.

12.5.2 Competitors' Oath

- On behalf of all athletes competing at these (insert name) championships, I declare that we will compete to the best of our ability in a manner that is fair to all athletes in our field of competition.
- We declare that we will abide by the rules of competition and will comply with all oral and written instructions given to us by the appointed championship officials.
- As athletes, we understand our responsibility to uphold the traditions of Surf Life Saving Australia.

Note: The wording in these Oaths may be modified to meet the requirements of the event.

12.6 BUOY LAYOUT DIAGRAMS

12.6.1 Layout of Typical Surf Carnival

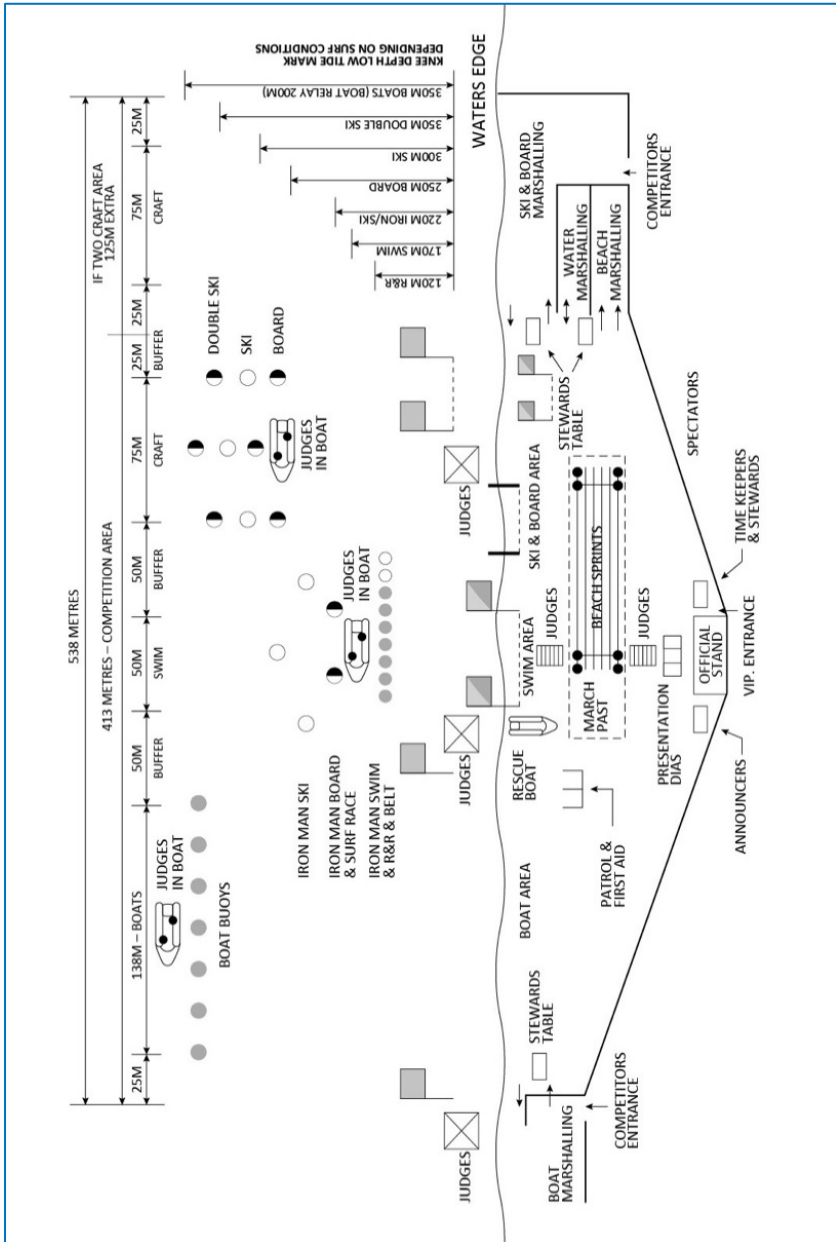


FIGURE 56: LAYOUT OF TYPICAL SURF CARNIVAL

12.6.2 Craft Buoy Line and Anchor Specification

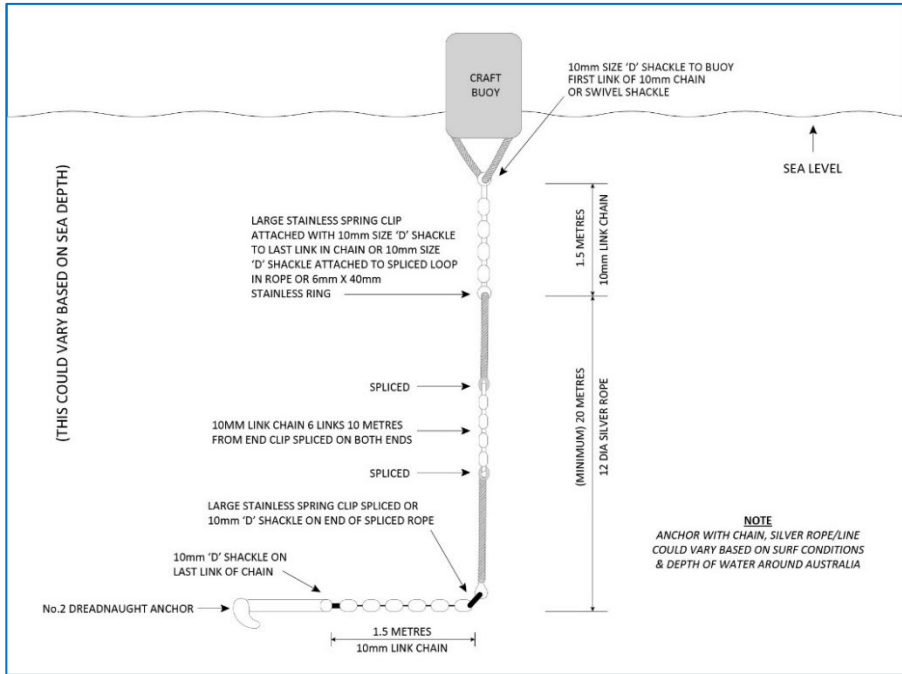


FIGURE 57: CRAFT BUOY LINE AND ANCHOR SPECIFICATION

Note: A different specification may be used dependent on local conditions.

12.6.4 General Arrangement of Surf Boat Buoys Lines and Anchors

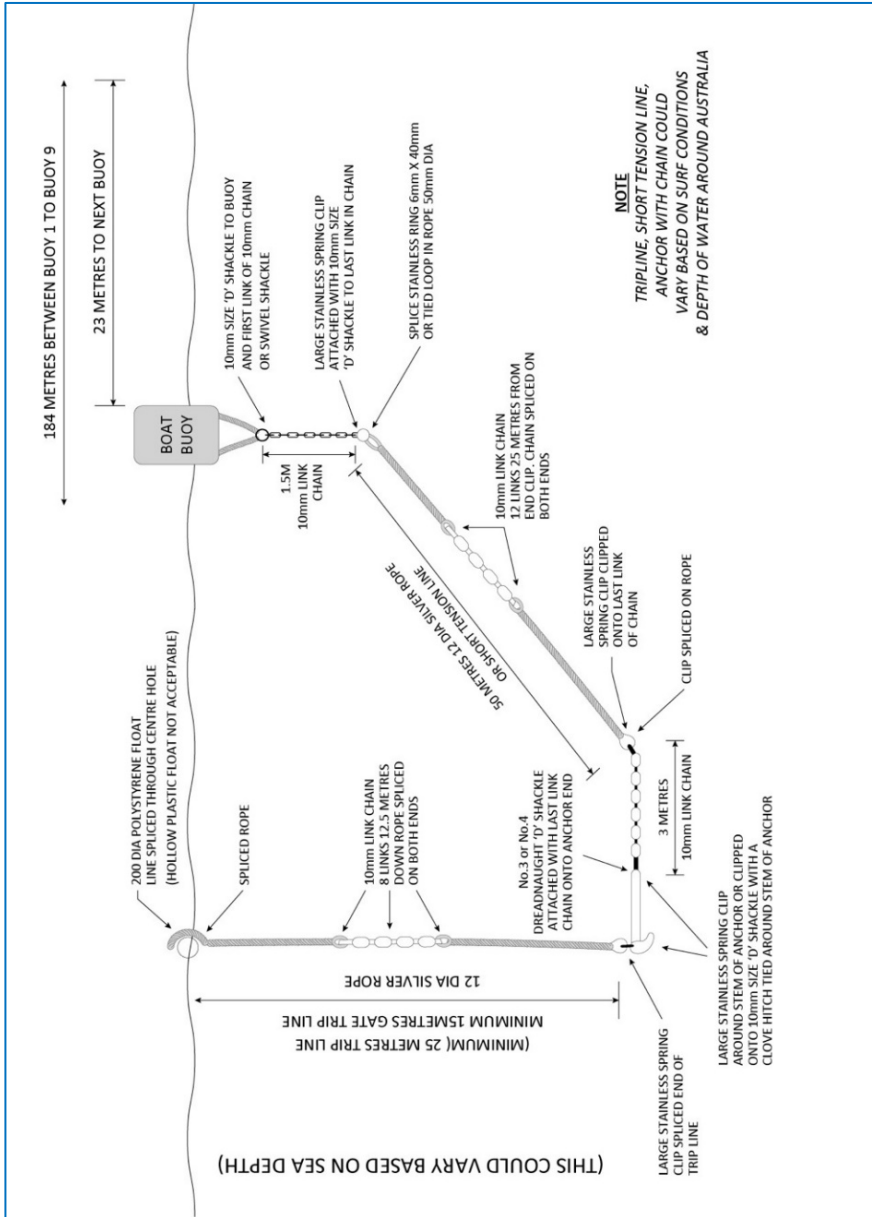


FIGURE 59: GENERAL ARRANGEMENT OF BOAT BUOYS LINES AND ANCHORS

Note: Varied arrangements may be used dependent on local conditions.

12.6.5 Typical Craft Finishing Poles and Metal Bases

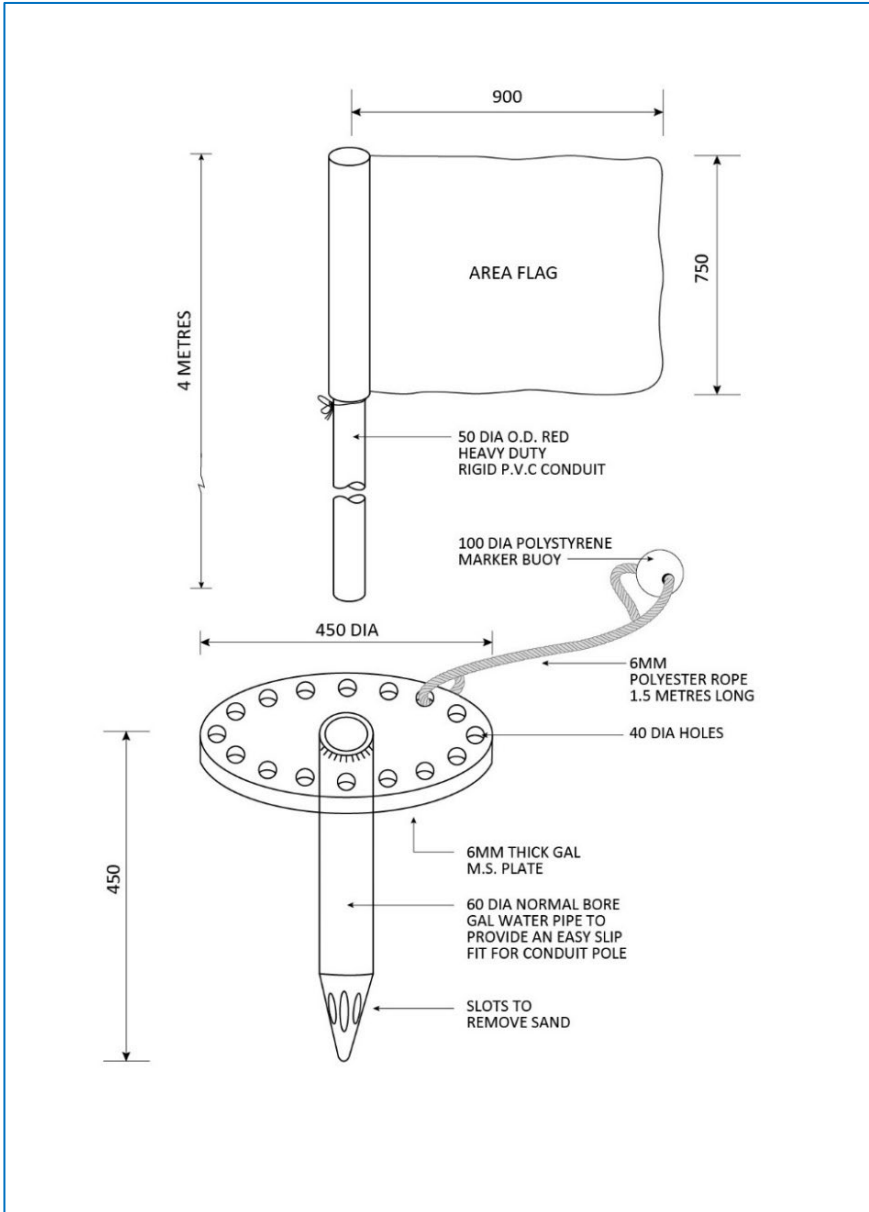


FIGURE 60: TYPICAL CRAFT FINISHING POLES AND METAL BASES

Note: A different specification may be used dependent on local conditions.

**SECTION 13
OFFICIALS AND THEIR DUTIES**

38th Edition Changes to the Revised 37th Edition Manual:

- Ongoing** General – Minor editorial changes have been made that do not affect the intended rules of competition. These changes clarify, simplify, and assist with comprehension of the SSM. The changes also correct observed spelling, grammatical, formatting, and other minor errors.
- October 2025** Section 13 - has been amended following a SLSA review of Safety Plans for its events. The following are terminology changes: ***Safety Committee*** replaces Safety and Emergency Committee, ***Safety Coordinator(SC)*** replaces Safety and Emergency Management Coordinator (SEMC), and ***Safety Officer (SO)*** replaces Area Risk and Response Officer (ARRO).
- October 2025** 13.10(b) – The minimum qualifications and skills required to be appointed to the Competition Appeals Panel has been added to the section as well as a reference to Section 14.5 for the authority and powers of the Competition Appeals Committee.
- October 2025** 13.12 – It is clarified that, where appropriate, the Referee is to be a member of the Organising Committee and have input into decisions relating to the organisation of the event.
- December 2025** Section 13 – the duties of various officials positions have been reviewed and updated to ensure alignment with the duties performed in these roles.
- December 2025** 13.16 – the role of Referee Steward has been renamed to Event Administrator

13.1 APPOINTMENTS

The appointment of officials for the conduct of competitions rests solely with the relevant SLSA authority under whose control the competition is to be conducted.

13.2 APPLICATION FOR APPOINTMENT

- (a) The relevant SLSA authority conducting the competition may call for nominations for officials and the appointments shall be made by that that authority.
- (b) SLSA may from time to time stipulate qualifications necessary for officials to carry out specified duties. SLSA Officials' Accreditation or approved equivalent is regarded as being the minimum qualification for appointment. Probationary or on the job training officials may be appointed alongside Accredited Officials to gain further experience.
- (c) Officials should be impartial in the discharge of their duties.
- (d) Other personnel with suitable qualifications may be appointed to undertake specialist roles at competitions.
- (e) Other personnel without SLSA or specialist qualifications may be appointed to undertake tasks such as video operation, recording assistant, holding a finish pole, judge in boat, timekeeper, recorder, etc. Such personnel will be provided with instructions as to requirements of the task and should not be placed in complex roles that could influence the outcome of an event.

13.3 NOTIFICATION OF APPOINTMENTS

- (a) Officials should be notified as soon as practical of their appointment, the specific duties to be undertaken and the times and places for briefings and reporting arrangements. All officials appointed must attend all briefings held and their attendance should be recorded.
- (b) If applicable, appointed officials should also receive copies of circulars, competition specific rules and other published information that is necessary for the discharge of their duties.

13.4 DRESS OF COMPETITION OFFICIALS

- (a) The normal dress for officials at competitions shall be navy blue shorts, pants or skirt accompanied by a white shirt, or clothing specific to that competition.
- (b) Protective clothing may also be worn in inclement weather conditions.
- (c) White or blue caps or hats to give maximum sun protection are strongly recommended, but are not mandatory.
- (d) The SLSA authority conducting the competition may require, or provide, coloured garments or other apparel to designate specific officials.
- (e) With the prior approval of the relevant SLSA authority the Organising Committee may provide sponsor identified apparel, or other items to be worn by officials.
- (f) Officials should not wear club identifying clothing of any kind at inter-club competition. Similarly they should not wear branch or state identifying clothing at inter-branch or inter-state competition.
- (g) Notwithstanding the above, certain judges may be permitted to wear costumes and wetsuits or similar garments in the discharge of their duties.
- (h) SLSA officials are strongly encouraged to maintain a high standard of weather protection at all times by wearing suitable apparel, eye protection, footwear, and sun blocks.

13.5 COMMITTEES AND OFFICIALS

- (a) Committees and Panels shall include:
 - Organising Committee

- Competition Committee
- Safety Committee
- Competition Disciplinary Committee (or other judicial panel)
- Competition Appeals Panel and Competition Appeals Convenor

(b) Officials shall include but are not limited to:

TECHNICAL

- Referee
- Deputy Referee
- Area Referee
- Sectional Referee
- Event Administrator
- Competition Liaison Personnel
- Course Supervisor(s)
- Scrutineer Coordinator
- Judges:
- Chief Judge
- Finish Judge
- Lane Judge
- Course Judge
- Specialist Judge
- Electronic Device Specialist Judge
- Timekeeping Judge
- Recording Judge
- Starter
- Check Starter
- Marshall
- Check Marshall
- Announcing Coordinator
- Gear and Equipment Coordinator
- Presentation Coordinator
- Course Statistician

SAFETY

- Safety Coordinator
- Safety Officers
- Water Safety Coordinators
- Power Craft Coordinator
- Water Safety Personnel
- Communications Coordinator
- Medical/First Aid Coordinator
- Course Statistician

- (c) The organisers and the relevant SLSA authority may also appoint other officials, committees or panels as required.
- (d) Appendix A contains a Competition Administration and Officials Flow Chart.

Note 1: For some (usually smaller) competitions providing that the provision of safety is not compromised it may be appropriate for some or all of the functions of the Organising Committee, Competition Committee and the Safety Committee to be combined.

Note 2: Similarly, at some (usually smaller) competitions it may be appropriate for some of the functions of competition officials to be combined providing that the provision of safety is not compromised.

Note 3: At all times those involved at a competition need to be aware of the safety and welfare of competitors, officials and other personnel and immediately report any observations or concerns. For example, they should be aware of competitors' potential exposure to sun and weather conditions and, as far as practicable, should not keep competitors exposed to the elements for long periods of time.

Note 4: Officials should record any infringement of competition rules or conduct violations that may be required to support any actions that have been taken or need to be considered at a later time.

13.6 ORGANISING COMMITTEE

The composition, authority and powers of the Organising Committee are set out in Section 12.

13.7 COMPETITION COMMITTEE

The composition, authority and powers of the Competition Committee are set out in Section 12.

13.8 SAFETY COMMITTEE

The composition, authority and powers of the Safety Committee are set out in Section 12.

13.9 COMPETITION DISCIPLINARY COMMITTEE

The composition, authority and powers of the Competition Disciplinary Committee are set out in Section 14.

Note: Other judicial processes are as detailed in relative SLSA rules, regulations and/or constitutions.

13.10 COMPETITION APPEALS PANEL

- (a) The relevant SLSA authority may appoint a Competition Appeals Panel from officials and/or other persons with the skill and/or experience to consider and determine appeals relating to events being conducted at a competition, where the right to appeal a decision is allowed.
- (b) The minimum qualification to be appointed to the Competition Appeals Panel is to hold a SLSA senior officiating qualification or have legal experience, and possess strong technical knowledge across the competition disciplines being conducted. It is also desirable that the Competition Appeals Panel members have extensive experience as either a current or past senior referee and possess demonstrated sound decision making and judgment skills.
- (c) From the Competition Appeals Panel, the Competition Appeals Panel Convener shall, having regard to the nature of the dispute and the skill and/or experience of the members of the Appeals Panel, appoint Appeals Committees of not less than two (2) or more than three (3) persons.
- (d) Refer also to the Section 14 for the authority and powers of the Appeals Committee.

13.11 COMPETITION APPEALS PANEL CONVENER

- (a) The appointed Competition Appeals Panel Convener shall appoint from the Competition Appeals Panel, Appeals Committee(s) to decide on appeals.
- (b) In the event of the need of more than one Appeals Committee to meet concurrently, then the Competition Appeals Panel Convener may appoint other Appeals Committees from the Competition Appeals Panel.

TECHNICAL OFFICIALS

13.12 REFEREE

The Referee shall:

- (a) Where appropriate, be a member of the Organising Committee and have input into decisions relating to the organisation of the event.

- (b) In conjunction with the Competition Committee, be responsible for all matters relating to the actual conduct of the competition and matters, of which, the final settlement is not covered by SLSA rules. The Referee will also implement the rules and regulations governing the competition or event being conducted.
- (c) Be aware at all times of the safety and welfare of competitors, officials and other personnel involved in the competition and have the authority to immediately suspend, wholly or in part, the competition and refer that decision to the Safety Coordinator and the Competition Committee.

Note: The Referee has the authority to initiate and coordinate any search and rescue actions. The Referee must immediately notify the Safety Coordinator and the Competition Committee of their action.

- (d) Respond immediately to any reports of safety concerns directly received from competitors, power craft, water safety personnel, officials and lifesaving/lifeguard personnel and liaise as appropriate with the Safety Coordinator and/or the Competition Committee.
- (e) Conduct pre and post briefings for senior officials and/or team managers and/or coaches and/or competitors on the conduct and program for the competition including entry conditions, timetables, area layouts, special events, safety, and emergency arrangements.
- (f) Make any alteration to the program that they consider necessary and communicate these changes without delay to all interested parties. Any alterations should take into consideration the safety and welfare of both competitors and officials.
- (g) Consider and adjudicate upon reports, protests, breaches of rules and on all matters relating to the conduct of officials, competitors, coaches, managers, and events. Any decision made may be the subject of appeal as provided for in Section 14.
- (h) Consider and adjudicate on any unbecoming conduct during the competition or event. If considered necessary, refer any offence or offenders to SLSA for consideration of further penalty.
- (i) If required exercise the power to disqualify or penalise a competitor. The Referee is not required to give notification of any disqualification or penalty until the conclusion of the relevant event.
- (j) Conduct any other briefings when considered necessary with officials, team managers, coaches and competitors.
- (k) Report to the relevant SLSA authority on the conduct of the competition together with any appropriate recommendations.

13.13 DEPUTY REFEREE

The Deputy Referee, if appointed, shall:

- (a) Assist in the conduct and organisation of the competition, and in the absence of the Referee assume their authority and responsibilities.
- (b) Take control of a particular area of the competition with Referee authority or be assigned to a specific role or be designated a specific authority.
- (c) Be aware at all times of the safety and welfare of competitors, officials and other personnel involved in the competition and have the authority to immediately suspend wholly or in part the competition and refer that decision to the Referee.
- (d) The Deputy Referee also has the authority to initiate any search and rescue actions if necessary and notify the Safety Coordinator and Referee or their delegate.

13.14 AREA REFEREE

The Area Referee, if appointed, shall:

- (a) Be responsible to the Referee or the Deputy Referee for the control and organisation of a specific area or a group of sections or events of the competition including the proper layout of course(s) pertaining to the conditions.
- (b) Implement the rules and regulations governing the competition and events being conducted in the particular area of control.
- (c) Be aware at all times of the safety and welfare of competitors, officials and other personnel involved in the competition and have the authority to immediately suspend, wholly or in part, the competition in that area and refer that decision to the Referee and Safety Officer and/or Coordinator.
- (d) In conjunction with the Safety Officer, the Area Referee has the authority to initiate any search and rescue actions and immediately notify the Safety Coordinator and Referee or their delegate.
- (e) At the Referee's discretion, consider and adjudicate upon protests.
- (f) Brief the Sectional Referee/s under their control of any specific requirements to manage their sections.
- (g) Provide reports and recommendations to the Referee or Authority on the conduct of the area.

13.15 SECTIONAL REFEREE

The Sectional Referee, if appointed, shall:

- (a) Be responsible to the Referee or Area Referee for the control and organisation of a specific section of the competition including the proper layout of courses(s) pertaining to the conditions.
- (b) Implement the rules and regulations governing the competition and events being conducted in the particular section of responsibility.
- (c) Be aware at all times of the safety and welfare of competitors, officials and other personnel involved in the competition and have the authority to immediately suspend, wholly or in part, the competition in that Section and refer that decision to the Area Referee and the Safety Officer. If the matter is a catastrophic event the official may order an immediate suspension of competition in their area and immediately escalate the matter to the Referee and/or their Area Referee and/or the Safety Coordinator.
- (d) In conjunction with the Area Referee and Safety Officer, the Sectional Referee has the authority to initiate any search and rescue actions and immediately notify the Safety Coordinator and Referee or their delegate.
- (e) At the Referee or Area Referee's direction, consider and adjudicate upon protests.
- (f) Ensure all appointed officials are aware of their positions and responsibilities.
- (g) Provide reports and recommendations to the Referee or relevant SLSA authority on the conduct of the Section.

13.16 EVENT ADMINISTRATOR

The Event Administrator may or not be a Technical Official and if appointed, shall:

- (a) Act under the supervision of, or in liaison with the Referee.
- (b) Where required, be responsible for the overall manual and electronic record keeping of all competition events and point scores.
- (c) Arrange for the supply and distribution of any and specific result cards necessary to conduct particular events.
- (d) Supervise the recording procedures, as required for the conduct of the competition.

- (e) As required, arrange for the collection of any paper based results from areas.
- (f) In the case of events where judges utilise marking sheets to determine the result of an event e.g. March Past, R&R, Board Riding and Life Saving events, the Event Administrator shall liaise with the Sectional Referee to determine a result in instances of any compilation errors.
- (g) Where required, liaise with media regarding results.
- (h) Be aware at all times of the safety and welfare of competitors, officials and other personnel involved in the competition and immediately report any concerns to the Referee or their delegate and the Safety Officer.

13.17 COMPETITION LIAISON PERSONNEL

The Competition Liaison Personnel, if appointed, shall:

- (a) Act under the supervision of a Liaison Coordinator (if appointed) and the Area or Sectional Referee.
Note: The Liaison Coordinator will usually be one of the appointed Liaison Officers and will liaise with the Referee to ensure, as far as practicable, the efficient conduct of competition.
- (b) Attend all briefings, Team Manager meetings and information sessions related to the event, and have read all rules pertaining to the event.
- (c) Liaise with competitors, coaches, team managers and officials to provide assistance and communicate any rules and queries related to the conduct of the events.
- (d) Be located to be accessible to competitors, coaches and team managers.
- (e) Advise the Area Referee or Sectional Referee of any concerns raised by competitors, coaches and team managers relating to event conduct, courses or safety issues.
- (f) Provide guidance for competitors, coaches and team managers on protest and appeal procedures and the best method of approach to the Referee involved.

Note: Liaison Officers are, at all times, to execute their duties without bias and to demonstrate the maintenance of an open, neutral position in all dealings with officials, competitors, coaches and team managers.

- (g) Be aware at all times of the safety and welfare of competitors, officials and other personnel involved in the competition and immediately report any concerns to the Referee their delegate and/or the Safety Officer. If the matter is a catastrophic event, the official may order an immediate suspension of competition in their area and immediately escalate the matter to the Referee and/or their Area Referee and/or the Safety Coordinator.

13.18 COURSE SUPERVISOR(S)

The Course Supervisor(s), if appointed, shall:

- (a) Be responsible to the Referee, or Area or Sectional Referee for the safe, proper and fair layout of courses.
- (b) in conjunction with the Safety Officer, assess the prevailing and expected on-beach and in-water beach conditions for the duration of competition including available beach and sand, tides, current, swell, wind conditions and any other pertinent issues.
- (c) Work with the Power Craft Coordinator and other appointed personnel, including Starters and Chief Judge, to supervise the laying of and adjustment of in-water courses prior to and during competition to ensure, as far as practicable, compliance with event conditions and to provide for safe, proper, fair and equal racing conditions for all competitors.
- (d) Supervise the setting and adjustment of beach and lifesaving event courses and on-beach courses relating to in-water events to provide, as far as practicable, safe, fair, and equal racing conditions for all competitors.

- (e) Liaise with competitors and/or competitor panels (e.g., Surf Boat Panel), Liaison Officers and other personnel regarding course conditions.
- (f) Be aware at all times of the safety and welfare of competitors, officials and other personnel involved in the competition and immediately report any concerns to the Referee their delegate and/or the Safety Officer. If the matter is a catastrophic event the official may order an immediate suspension of competition in their area and immediately escalate the matter to the Referee and/or their Area Referee and/or the Safety Coordinator.

13.19 SCRUTINEER COORDINATOR

The Scrutineer Coordinator, if appointed, shall:

- (a) Act under the supervision of the Referee.
- (b) Be responsible for control and organisation of measuring gear and scrutineering equipment to ensure that all craft, boats and/or equipment is operating, and otherwise, in accordance with the current specifications approved by SLSA.
- (c) Arrange for the correct setting up of the scrutineering area and measuring devices.
- (d) Ensure the scrutineering standards used are in line with the current gear and equipment specifications as advised by the relevant SLSA authority.
- (e) Liaise with the Referee or organise a program and timetable for the processing of competition gear and equipment including maintaining of records.
- (f) Supervise and roster scrutineers to allocated positions, times, and particular responsibilities.
- (g) Together with appointed scrutineers, make inspections and examine equipment.
- (h) Observe competition events and if they consider that the performance of a particular craft, motor or item of equipment appears to exceed the manufacturers' performance specification, make these observations known to the Referee.
- (i) If considered necessary, or if requested, arrange for inspections during and/or after an event or competition.
- (j) Liaise with the Referee on equipment infringements or equipment safety, as well as any concerns raised by competitors, team managers or coaches.
- (k) Provide reports and recommendations to the Referee or Authority on the conduct of the scrutineering program.
- (l) Be aware at all times of the safety and welfare of competitors, officials and other personnel involved in the competition and immediately report any concerns to the Referee their delegate and/or the Safety Officer. If the matter is a catastrophic event, the official may order an immediate suspension of competition in their area and immediately escalate the matter to the Referee and/or their Area Referee and/or the Safety Coordinator.

13.20 GEAR AND EQUIPMENT COORDINATOR

The Gear and Equipment Coordinator, if appointed, shall:

- (a) Act under the supervision of the Referee.
- (b) Be responsible for the correct assembly of gear and equipment for the competition.
- (c) Supervise the Organising Committee workforce involved in assisting with gear and equipment.
- (d) Adjust, replace and arrange for the repair and security/return of gear and equipment.
- (e) Maintain a record of gear and equipment issued to the Organising Committee and officials.
- (f) Supervise the relocation of gear and equipment to alternative venues.
- (g) Report any loss or damage of gear and equipment during the competition.

- (h) At the conclusion of the competition ensure all gear and equipment is accounted for, hosed down and properly stored.
- (i) Provide a report and recommendations to the Referee or the relevant SLSA authority on the conduct of the gear and equipment section.
- (j) Be aware at all times of the safety and welfare of competitors, officials and other personnel involved in the competition and immediately report any concerns to the Referee their delegate and/or the Safety Officer. If the matter is a catastrophic event, the official may order an immediate suspension of competition in their area and immediately escalate the matter to the Referee and/or their Area Referee and/or the Safety Coordinator.

13.21 ANNOUNCING COORDINATOR

The Announcing Coordinator, if appointed, shall:

- (c) Liaise with and work with all professional commentary teams provided by the event organising authority.
- (d) Supervise and/or liaise on rosters, locations, duties, and responsibilities for announcing team members.
- (e) Advise and assist in the setting up of the announcing systems and sundry equipment.
- (f) Ensure spectators, competitors, coaches, managers, officials, and workforce personnel are kept reliably informed of the competition's progress via the announcing team.
- (g) Acquaint the announcing team with the competition timetable and special events to be announced and ensure the announcing team is informative and accurate on competitor details.
- (h) Describe and announce the running of events and other announcements requested by the Referee or the Organising Committee.
- (i) Liaise with the presentation section on the announcement of awards, medals, VIP, and sponsor presentations.
- (j) Be aware at all times of the safety and welfare of competitors, officials and other personnel involved in the competition and immediately report any concerns to the Referee their delegate and/or the Safety Officer. If the matter is a catastrophic event and the Announcing Coordinator is an official, they may order an immediate suspension of competition in their area and immediately escalate the matter to the Referee and/or their Area Referee and/or the Safety Coordinator.

13.22 JUDGES

13.22.1 General

- (a) The judges' roles at competitions are many and varied but the principal activity is to supervise and assist with the conduct of events according to SLSA rules and the authority of the Referee.
- (b) They shall be aware at all times of the safety and welfare of competitors, officials and other personnel involved in the competition and immediately report any concerns to the Referee their delegate and/or the Safety Officer. If the matter is a catastrophic event the official may order an immediate suspension of competition in their area and immediately escalate the matter to the Referee and/or their Area Referee and/or the Safety Coordinator.
- (c) Dependent on the competition, activities may be combined and fall into the following categories:

13.22.2 Chief Judges

The Chief Judges shall:

- (a) Be responsible to the Area/Sectional Referee.

- (b) Supervise or assist in the setting up of courses for events.
- (c) Roster, rotate, define positions, and allocate duties and responsibilities for area/sectional judges.
- (d) Locate and position judges so as to best determine the finish and recording of event results.
- (e) Ensure that appointed finish judges know the number of placings required for each event.
- (f) Adjudicate judges or Recorders' decisions, if necessary.
- (g) Report any breach or infringements of rules to the Area/Sectional Referee.
- (h) Co-ordinate and confirm results, and if required, check and sign any required result cards.
- (i) In conjunction with the Course Statistician, note the number of starters and ensure that all competitors complete the course, and in emergencies, notify the Referee and/or the Safety Officer of any concerns.
- (k) For Surf Belt and Rescue Tube Races, working with Starters and other key officials, the following, where appropriate, will apply:
 - (i) Ensure that all belts and tubes are placed in accordance with event rules.
 - (ii) Ensure that the reel is placed correctly, and the Beltperson enters the water in the prescribed manner.

13.22.3 Finish Judges

The Finish Judges shall:

- (a) Assist in the setting up of the courses for events.
- (b) Determine the finishing order of competitors.
- (c) Report any breach or infringement of the rules to the Chief Judge or Sectional/Area/Referee.
- (d) Be positioned on either side of the finish line away from the finishing poles/markers to ensure the best-uninterrupted view of the finish of the event.
 - Refer to SLSA judging aids (e.g., video) if necessary, to determine a finish.
 - If there is a variance, a majority decision is taken under the supervision of the Referee or the Chief Judge.
 - Note the results and advise the Chief Judge or Referee.
- (e) Where required, when results have been determined, authorise the issue of placing indicators to competitors.

13.22.4 Lane Judge (IRBs)

Lane Judges (IRBs) shall:

- (a) Be a judge of fact in relation to the observation of the conduct of an event.
- (b) Preferably be appointed in pairs and positioned at each lane for each event.
- (c) From their designated beach position observe the complete operation of the crew and ensure that the crew, throughout the event, comply with the general conditions and procedures, particularly with regard to start and finish of events.
- (d) At the finish of each event, check the IRB and motors etc. as required.
- (e) Ensure that a member of the crew is present whilst checking the IRB at the conclusion of an event and, where an anomaly is observed, draw it to the attention of another judge and a member of the crew before it is rectified. This will avoid any misunderstanding between the Lane Judges and the competitors.

- (f) Observe any aggressive driving when the crew “hits the beach” with such force the driver cannot control their exit from the IRB and causes the driver to stumble and fall.
- (g) Observe competitors to determine whether immediately prior to exiting the IRB the driver is seated on the pontoon with both feet on the floor of the IRB prior to swinging their legs outside the IRB to exit.

Note: Teams should not be penalised until the infringement is reported to the Referee.

13.22.5 Course Judges

Course Judges shall:

- (a) Be a judge of fact in relation to the observation of the conduct of an event.
- (b) As far as possible, be located in an elevated position, or in a boat, as required, to obtain a constant view of the event.
- (c) Immediately report any safety concerns or rescue situations to the Referee or their delegate and/or the Safety Officer.
- (d) Course Judges in Boat may also act as a rescue boat and shall assist in any rescue situation. The crew should also ensure board riders, other craft and surfers are kept at a reasonable distance (having regard to the type of event being conducted) on each side of the competition area.
- (e) Observe, note, and report any breaches of competition or other rules to the Referee.
- (f) Check the alignment of all buoys before the commencement of, and during the progress of the competition, particularly if a change of conditions occur.
- (g) Where appointed in Surf Board Riding events to undertake the role of “Wave Spotters” i.e., to identify and alert the judges scoring the event of the positioning of each competitor in the water and when a competitor is catching wave.
- (h) In IRB events, also observe that the driving and crew techniques comply with Driving and Crew Safety Procedures.
 - (i) Where driver and/or crew techniques are considered to be a cautionary matter, the Course Judge(s) shall have the authority to caution the driver and/or crew members of the correct safety techniques. These breaches will be reported to the Referee.
 - (ii) Where driving or crew techniques are considered to be unsafe or dangerous the matter shall be reported to the Referee with a recommendation that the individual crew members be either disqualified from the event or disqualified from the event and the remainder of the competition.

Note 1: The Course Judges in IRB events shall refer to current SLSA Training Manuals and bulletins which outline IRB operations and driver/crewing techniques.

Note 2 A “cautionary matter” is considered to be a matter where the crew breaches the standard expected of them when put into a situation where common sense and skill are ignored or where they endanger their own safety.

Note 3: “Unsafe or dangerous” is considered to be where a crew causes or places either their own safety, their IRB, other competitors, or their IRBs at risk of injury or collision.

- (i) Course Judge in Boat shall:
 - (i) Report to the Sectional Referee/Chief Judge no later than 30 minutes before the start of the competition to receive instructions.
 - (ii) In events where competitors have to round all buoys, be stationed, sea conditions permitting, on the inside of the line of buoys.
 - (iii) In Belt Races, Board Rescue, Rescue Tube Rescue and Rescue Tube Races act as a Course Judge and a Finish Judge and be stationed immediately to the side of and/or

on each side if considered necessary by the Sectional Referee and in line, or slightly in front of the swimming buoys. They shall record and signal or radio their order of finish of belt races and rescue tube races to the appointed judges on the beach.

- (j) For Surf Belt and Rescue Tube Races the following, where appropriate, will apply:
 - (i) Infringements during the event observed by the course judge/s shall be reported through to the Referee who shall adjudicate on the infringement in conjunction with the judge(s) concerned.
 - (ii) The Course Judge may also be used as a Finish Judge to record their view of the finish of the event, such record being subject to confirmation by the Course Judge-in-Boat.
- (k) In IRB events a Course Judge in Boat and Duty Boat crews shall:
 - (i) Transport the patients out to the buoys when requested by the Referee. When advised, and prior to the event starting, drop the patients into the water at their allotted buoy.
 - (ii) Position their IRB in line with the buoys in such a way that the judge(s) can readily observe that the various crews comply with the conditions of the competition and the various event rules.
 - (iii) Remain in the vicinity of the buoys until all patients are recovered.

13.22.6 Specialist Judges

The Specialist Judges shall:

Adjudicate on events including, but not restricted to, March Past, R&R, First Aid, Surf Board Riding, Champion Patrol, Champion Lifesaver, and IRB competition.

Note: Manuals, bulletins, circulars and accreditation programs and seminars are available for the introduction and acquisition of specialist skills.

13.22.7 Electronic Device Specialist Judges

The Electronic Device Specialist Judges (which include video, finish gates, camera, and drone operators etc.) , if appointed, shall, by the use of devices operated by officials and/or by an appointed external source (e.g., television/live stream etc.) and viewed by appointed judges:

- (a) Be responsible to the Referee/Chief Judge and be positioned and/or set up devices as directed for particular events.
- (b) Be responsible for the use of devices within a section/area.
- (c) Record particular phases of events and the finish of events as directed by the Referee or Chief Judge
- (d) Electronic Device Specialist Judges may be used to judge and confirm placings and confirm competitors' conduct during the event.

Note 1: The surf lifesaving authority shall, at its discretion, nominate which source(s) will be used to determine as its final decision(s).

Note 2: Different devices may be used at the same competition, as required, to determine as the final decision.

13.22.8 Timekeeping Judges

The Timekeeping Judge, if appointed, shall:

- (a) Be responsible to the Referee and/or Chief Judge.
- (b) Be used to specifically act as timekeepers for events. As such, these judges shall be considered as a "judge of fact".
- (c) Time and record all events where a time or a time limit is required or has been imposed by the Sectional Referee.

- (d) Be available to carry out an allocated judging role in addition to timekeeping.

13.22.9 Recording Judges

The Recording Judges shall:

- (a) Act under the direction of the Referee and/or Chief Judge.
- (b) Liaise with the Marshall and, where required, assist with draws and pass on results and draws to the Announcers.
- (c) After confirmation/liaison by the Chief Judge record the order in which each placed competitor or team finishes in the event and ensure that in team events all members of the team are recorded/checked.
- (d) Where necessary, ensure that the Referee/Chief Judge checks and signs the result card.
- (e) Maintain a record of results/disqualifications and, if required, communicate results to the Event Administrator and the Marshalls.
- (f) Keep a progressive total of any point scores or round robin events, if required.

13.23 STARTER

Starter shall:

- (a) Have, with an appointed Check Starter, sole jurisdiction over the competitors for the start, including any briefing on course conditions and notification of the number of competitors to qualify for future rounds.
- (b) Be elevated or in such a position to best observe that starting conditions are fair and that the Check Starter's signal can be observed.
- (c) Ensure that an appropriate signal is given to competitors that a start is imminent.
- (d) Recall the competitors by whistle signal, second shot of gun or by some other means, if in their or the Check Starter's opinion the start was unfair.
- (e) Have the power to disqualify, or eliminate, a competitor for breaking the start, or for wilfully disobeying their orders, or for any other obstruction during the start.
- (f) Notify the Sectional Referee of all disqualifications.
- (g) Ensure competitors, water safety, duty boats, judges, equipment, and patients (in IRB events) are correctly positioned before starting the event.
- (h) Refer questions pertaining to event conditions to the Referee.
- (i) Be aware at all times of the safety and welfare of competitors, officials and other personnel involved in the competition and immediately report any concerns to the Referee their delegate and/or the Safety Officer. If the matter is a catastrophic event, the official may order an immediate suspension of competition in their area and immediately escalate the matter to the Referee and/or their Area Referee and/or the Safety Coordinator.

Note: Whilst starting, it is strongly recommended that ear protection is worn.

13.24 CHECK STARTER

Check Starter, if appointed, shall:

- (a) Work in conjunction with the Starter.
- (b) Be appropriately positioned for the event and signal when competitors are in line and positioned and ready to start.
- (c) Be responsible to recall competitors by whistle signal or other means if in their opinion the start conditions were breached, or the start was unfair.
- (d) If required be called upon to act as Course Judges during an event e.g., relay baton/changeovers, equipment replacement and gear positioning in team events.

- (e) In conjunction with the Starter ensure competitors, water safety, duty boats, judge(s), equipment, and patients (in IRB events) are correctly positioned before starting the event.
- (f) Be aware at all times of the safety and welfare of competitors, officials and other personnel involved in the competition and immediately report any concerns to the Referee their delegate and/or the Safety Officer. If the matter is a catastrophic event the official may order an immediate suspension of competition in their area and immediately escalate the matter to the Referee and/or their Area Referee and/or the Safety Coordinator.

13.25 MARSHALL

Marshall shall:

- (a) Act under the supervision of the Referee, Area Referee or Sectional Referee.
- (b) Be responsible for checking that competitors' entries are in order and competitors are marshalled correctly before proceeding to the start line.
- (c) If required, report/confirm any competitor team changes to the Marshall and the Referee/Area Referee/Sectional Referee
- (d) Liaise with the Referee regarding entry conditions, draws, order of events, timetables, sponsor uniforms, courses and other arrangements put in place by the Referee or Organising Committee.
- (e) Ensure all competitors comply with Section 2 of this Manual.
- (f) Liaise with scrutineers on competitor compliance with gear and equipment specifications or SLSA standards or safety requirements.
- (g) Advise the Referee on any infringements or irregularities.
- (h) Organise draws to be displayed or available to competitors and maintain discipline of competitors in the marshalling area.
- (i) Liaise with the announcers, recorders, timekeepers and administrators regarding entries and draws.
- (j) If required, assemble the competitors in the order as drawn.
- (k) Ensure competitor numbers in events comply with competitor limitations for the event.
- (l) Liaise with the Referee, Check Marshall and course statistician to confirm starting numbers in each race in the water.
- (m) Be aware at all times of the safety and welfare of competitors, officials and other personnel involved in the competition and immediately report any concerns to the Referee their delegate and/or the Safety Officer. If the matter is a catastrophic event, the official may order an immediate suspension of competition in their area and immediately escalate the matter to the Referee and/or their Area Referee and/or the Safety Coordinator.

13.26 CHECK MARSHALL

Check Marshall, if appointed, shall:

- (a) Assist the Marshalls.
- (b) If required, report/confirm any competitor team changes to the Marshall and the Referee/Area Referee/Sectional Referee.
- (c) Report any competitor, equipment infringements or other irregularity to the Marshall and Referee/Area Referee/Sectional Referee.
- (d) Assist the marshall in placing competitors in their order ready for starting and ensure all competitors names and race numbers have been recorded prior to a race commencing.
- (e) Accompany all competitors to the start line and ensure all competitors are positioned as drawn, and do so for all legs of relay events.

- (f) Ensure that all competitors are dressed according to this Manual or other conditions laid down by SLSA.
- (g) In IRB events, be known as the Patient Marshall and shall ensure that patients are aware of their buoy position and are safely transported to sea and dropped off at their position in sufficient time to ensure continuity of the event.
- (h) Be aware at all times of the safety and welfare of competitors, officials and other personnel involved in the competition and immediately report any concerns to the Referee their delegate and/or the Safety Officer. If the matter is a catastrophic event, the official may order an immediate suspension of competition in their area and immediately escalate the matter to the Referee and/or their Area Referee and/or the Safety Coordinator.

13.27 PRESENTATION COORDINATOR

The Presentation Coordinator, if appointed, does not need to be an accredited official. They shall:

- (a) Liaise and manage the rostering of presentation personnel.
- (b) Be responsible for the orderly marshalling of competitors and recipients receiving presentations and ensure all trophies and awards are available at the presentation dais.
- (c) Be aware of the SLSA and sponsor requirements for presentation, including SLSA protocols relating to VIPs.
- (d) Liaise with the announcing coordinator on suitable introductions for awards, medals and other presentations.
- (e) Be aware at all times of the safety and welfare of competitors, officials and other personnel involved in the competition and immediately report any concerns to the Referee their delegate and/or the Safety Officer. If they are an official and the matter is a catastrophic event, the official may order an immediate suspension of competition in their area and immediately escalate the matter to the Referee and/or their Area Referee and/or the Safety Coordinator.

SAFETY OFFICIALS

13.28 SAFETY COORDINATOR (SC)

The Safety Coordinator shall chair the Safety Committee, provide advice as a member of the Organising Committee and the Competition Committee and shall:

- (a) Work in conjunction with the Referee.
- (b) Formulate and implement a safety, search and rescue and contingency plan which will provide prompt and effective safety, rescue, and recovery in an emergency situation. This program shall be approved by the Competition Committee conducting the competition.
- (c) Respond immediately to and record any reports of safety concerns directly received from competitors, power craft, water safety personnel, officials and lifesaving/lifeguard personnel and liaise as appropriate with the Referee and/or the Competition Committee.
- (d) Be aware at all times of the safety and welfare of competitors, officials and other personnel involved in the competition and non-competition support functions and have the authority to immediately suspend, wholly or in part, the competition whenever there is a credible basis for concluding there is an unacceptable risk of serious injury occurring and refer that decision to the Competition Committee. This safety responsibility and authority includes being alert for, and responding to, infection transmission risks at a competition.
- (e) Co-ordinate other services to provide essential communication, transport, and trained personnel in an emergency.
- (g) Brief all associated services prior to the competition to ensure that all:
 - (i) Other involved services are aware of their responsibilities; and

- (ii) Referees are aware of the safety and emergency plans.
- (h) Liaise and coordinate with SLSA Medical/First Aid/Emergency/Safety personnel including local emergency groups such as Police, Ambulance, Fire services and relevant government agencies.
- (i) Be located in a convenient position during the competition and be available for communication with the Referee at all times.
- (j) Brief any lifesaving service and any other designated personnel on the emergency plans and assistance required in case of an emergency.
- (k) Provide reports and recommendations to the Referee or the relevant SLSA authority on the conduct of the safety and emergency management systems.
- (l) The Safety Coordinator has the authority to immediately initiate and coordinate (command and control) any search and rescue actions if necessary and notify the Referee and the Competition Committee.
- (m) The minimum qualification to be appointed to the position of Safety Coordinator is the SLSA Silver Medallion Basic Beach Management Award or equivalent. It is also desirable that the SLSA Silver Medallion Aquatic Rescue or equivalent is held and also that a current SLSA Officials' Accreditation is held.
- (n) Dependant on the size of the competition, the Safety Coordinator may also assume the responsibilities of other roles of the safety team as qualifications and skill allow.

13.29 SAFETY OFFICERS (SO)

- (a) The Safety Officer(s), if appointed, are responsible for competition arena(s) and report to the Safety Coordinator.
- (b) Safety Officers work with the Area Referees and course supervisor to:
 - (i) Undertake an initial risk assessment of the area and then continually monitor competition conditions by conducting further risk assessments on a regular basis, and as requested by Referees.
 - (ii) Monitor the time events take to complete and note any issues with the competition conditions.
 - (iii) Monitor trends in the ratios of competitors starting and finishing events and the reason why competitors do not finish a race.
 - (iv) In the absence of a statistician assume the duties of this role including recording the number of starters and finishers and account for any non-finishers in each race. If there is any competitor not accounted for in a race, immediately advise the Safety Coordinator and then the Sectional Referee/Referee.
 - (v) Obtain, record, and immediately convey feedback from competitors, powercraft water safety personnel, officials and lifesaving/lifeguard personnel as to the conditions and immediately escalate any reports of safety concerns directly with the Safety Coordinator and the Area Referee.

The outcomes of such tasks are to be conveyed to the Safety Coordinator.

- (c) Safety Officers must be aware at all times of the safety and welfare of competitors, officials and other personnel involved in the competition and have the authority to immediately suspend, wholly or in part, the competition whenever there is a credible basis for concluding there is an unacceptable risk of serious injury and refer that decision to the Safety Coordinator and Referee or their delegate.
- (d) In conjunction with the Area/Sectional referee, the Safety Officer has the authority to initiate any search and rescue actions and immediately notify the Safety Coordinator and Referee or their delegate.

- (e) The Safety Officer may be required to take and keep control as forward coordinator under direction of the Safety Coordinator or representatives of government agencies. This is to avoid confusion and conflicting directions being given to personnel and contradictory instructions being given in respect to the use of rescue assets and crowd control.

13.30 POWER CRAFT COORDINATOR

The Power Craft Coordinator, if appointed, shall:

- (a) Act under the supervision of the Referee and in emergencies the Safety Coordinator and/or Safety Officer.
- (b) Provide advice and co-ordinate the recruitment of IRBs and Jetskis and the crew required to conduct the competition at events to be conducted.
- (c) Supervise the activities of both the water safety craft and judge in boat systems.
- (d) Supervise the laying of courses prior and during the competition.
- (e) Assume the responsibilities of the Water Safety Coordinator (if not appointed). Supervise the water safety aspects of the competition.
- (f) Roster, rotate and brief crews on locations and duties.
- (g) Ensure IRBs and Jetskis are serviced and properly equipped during the competition.
- (h) Report to the Referee/ Safety Coordinator any problems relating to the availability of craft and the ability to provide water safety and judging systems.
- (i) Ensure an effective communication system is in place to provide communication to all Referees and coordinators.
- (j) Liaise at all times with the Safety Coordinator.
- (k) Provide reports and recommendations to the Referee or relevant SLSA authority on the conduct of the Section.
- (l) Be aware at all times of the safety and welfare of competitors, officials and other personnel involved in the competition and immediately report any concerns to the Referee or their delegate and/or the Safety Officer. If the matter is a catastrophic event, the official may order an immediate suspension of competition in their area and immediately escalate the matter to the Referee and/or their Area Referee and/or the Safety Coordinator.

13.31 WATER SAFETY COORDINATOR

The Water Safety Coordinator, if appointed, shall:

- (a) Act under the supervision of the Referee and in emergencies the Safety Coordinator and/or Safety Officers.
- (b) Be responsible for the safety of competition while water events are in progress.
- (c) Supervise and roster water safety personnel.
- (d) Liaise with the Powercraft Coordinator on the positioning of rescue craft and water safety personnel.
- (e) Bring to the attention of the Safety Coordinator any concerns regarding the level of water safety.
- (f) In IRB competition (if appointed) maintain safety for crews and patients in conjunction with the Safety Coordinator.
- (g) In all competitions ensure that water safety meets the prescribed and assessed requirements.
- (h) Be aware at all times of the safety and welfare of competitors, officials and other personnel involved in the competition and immediately report any concerns to the Referee or their delegate and/or the Safety Officer. If the matter is a catastrophic event, the official may

order an immediate suspension of competition in their area and immediately escalate the matter to the Referee and/or their Area Referee and/or the Safety Coordinator

13.32 WATER SAFETY PERSONNEL

Water Safety Personnel, if appointed, shall:

- (a) Act under the supervision of the Water Safety Coordinator and in emergencies the Safety Coordinator and/or Safety Officers.
- (b) Be positioned on the beach and in the water as directed by the Water Safety Coordinator.
- (c) Bring to the attention of the Water Safety Coordinator any concerns regarding the level of water safety at a particular time.
- (d) Be responsible for the safety of competition in their appointed water area.
- (e) Under the direction of the Water Safety Coordinator assist other areas if required.
- (f) In all competition ensure that water safety meets the prescribed and assessed requirements.
- (g) Be aware at all times of the safety and welfare of competitors, officials and other personnel involved in the competition and immediately report any concerns to the Referee or their delegate and/or the Safety Officer. If the matter is a catastrophic event, the official may order an immediate suspension of competition in their area and immediately escalate the matter to the Referee and/or their Area Referee and/or the Safety Coordinator.

13.33 COMMUNICATIONS COORDINATOR

The Communications Coordinator, if appointed, shall:

- (a) Act under the supervision of the Referee and in emergencies the Safety Coordinator and/or Safety Officers.
- (b) Ensure effective radio communication is maintained to all senior officials and IRBs including Organising and Competition Committee members, safety, medical and workforce personnel for the duration of the competition.
- (c) In conjunction with the Referee or the relevant SLSA authority, agree on the required quantity and type of radio equipment required for the competition.
- (d) Supervise the central control centre including the issue and maintenance and return of radio equipment.
- (e) Publish a list of calls signs/frequencies and radio procedures for the competition.
- (f) Provide reports and recommendations to the Referee or relevant SLSA authority on the conduct of the Section.
- (g) Be aware at all times of the safety and welfare of competitors, officials and other personnel involved in the competition and immediately report any concerns to the Referee or their delegate and/or the Safety Officer. If the matter is a catastrophic event, the official may order an immediate suspension of competition in their area and immediately escalate the matter to the Referee and/or their Area Referee and/or the Safety Coordinator.

13.34 MEDICAL/FIRST AID COORDINATOR

The Medical/First Aid Coordinator, shall, if appointed, act under the supervision of the Referee and in emergencies the Safety Coordinator and/or Safety Officer.

- (a) Be appropriately qualified to undertake the role required given the nature of the competition being conducted and the resources available.
- (b) Be responsible for the organisation and operation of the competition medical/first aid service.

- (c) Where required, assess the physical and psychological fitness of any competitor or official and ensure through the Referee that an unfit competitor or official does not participate for the well-being safety of themselves and/or others involved in a competition.
- (d) Acquaint the Referee with any medical decisions that may affect the conduct of the competition.
- (e) Be aware of the plan developed by the Organising Committee for the evacuation of casualties and other persons in the event of a serious accident or other incident or implications relating to the safety of competitors, officials, assisting personnel and/or the public.
- (f) Direct the deployment of first aid posts and other medical services and supplies including medical/first aid personnel at the competition venue(s).
- (g) Be available through communication and be located in such a position to assist or direct medical or first aid specialists to any medical or first aid incident.
- (h) Provide a report and recommendations to the Referee or the relevant SLSA authority on the conduct of the medical/first aid Section.
- (i) Be aware at all times of the safety and welfare of competitors, officials and other personnel involved in the competition and immediately report any concerns to the Referee or their delegate and/or the Safety Officer. If the matter is a catastrophic event, the official may order an immediate suspension of competition in their area and immediately escalate the matter to the Referee and/or their Area Referee and/or the Safety Coordinator.

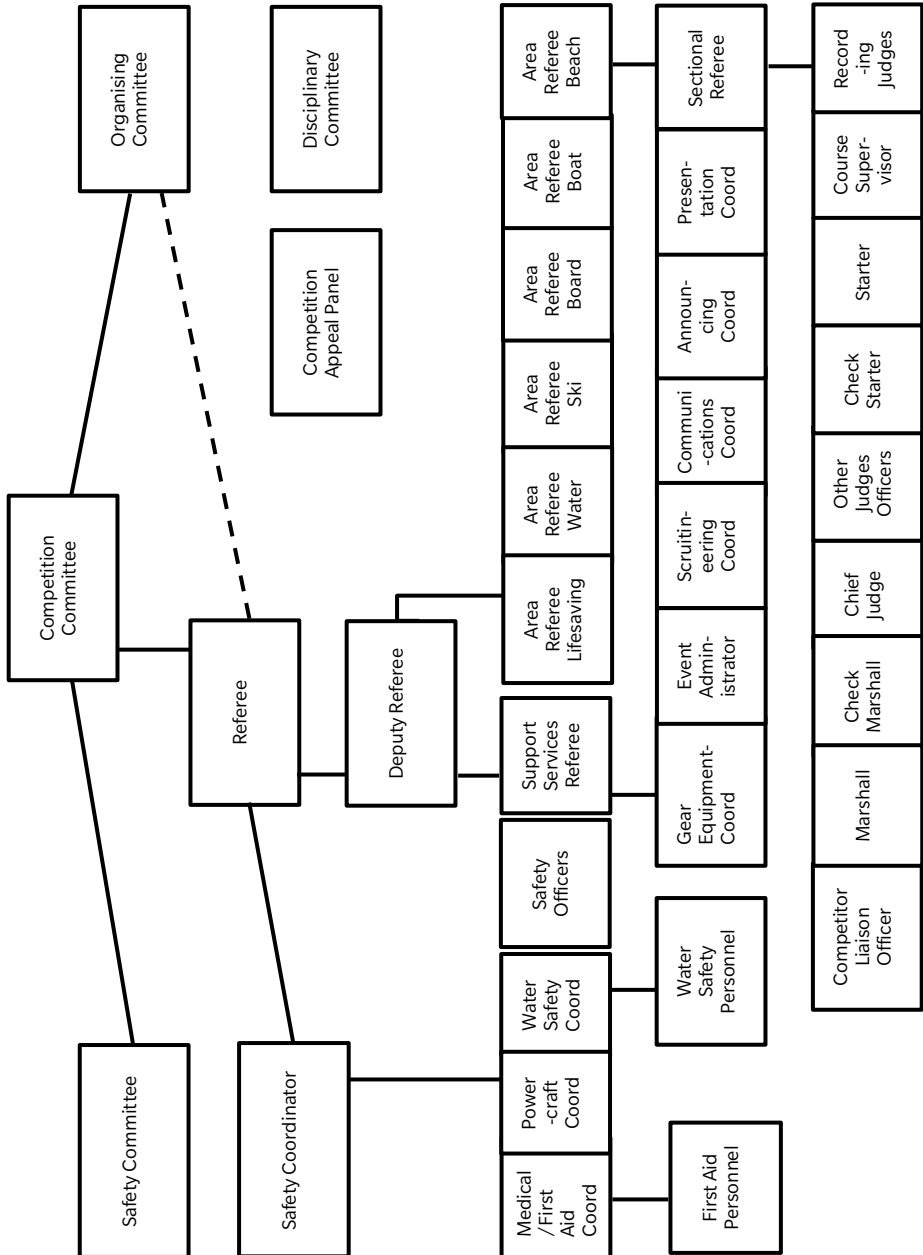
13.35 COURSE STATISTICIAN

The Course Statistician, if appointed, shall:

- (a) Act under the direction of the Referee/Area Referee/Sectional Referee and the Safety Coordinator/Officer.
- (b) Maintain the statistical records for the area and ensure that data is handed on to the Event Administrator.
- (c) Liaise with the area Marshall to obtain event starters for each race in the water.
- (d) Check (at the start line) and record the number of starters and finishers and account for any non-finishers in each race. Liaise with the Chief Judge in relation to finishers and non-finishers in events.
- (e) Monitor the time events take to complete and note any issues with the competition conditions. Notify the Referee/Area Referee/Sectional Referee or the Safety Coordinator/Officer if any safety concerns/patterns are arising.
- (f) Immediately advise the Safety Officer, and Safety Coordinator (if the Safety Officer is not on hand), and then the Sectional Referee/Referee (as applicable) if there is any competitor that is not accounted for in a race.
- (g) Be aware at all times of the safety and welfare of competitors, officials and other personnel involved in the competition and immediately report any concerns to the Referee or their delegate and/or the Safety Officer. If the matter is a catastrophic event, the official may order an immediate suspension of competition in their area and immediately escalate the matter to the Referee and/or their Area Referee and/or the Safety Coordinator.

APPENDIX A

COMPETITION ADMINISTRATION AND OFFICIALS' ORGANISATION FLOW CHART



**SECTION 14
PROTESTS, APPEALS AND DISCIPLINE**

38th Edition Changes to the Revised 37th Edition Manual:

- Ongoing** General – Minor editorial changes have been made that do not affect the intended rules of competition. These changes clarify, simplify, and assist with comprehension of the SSM. The changes also correct observed spelling, grammatical, formatting, and other minor errors.
- October 2025** 14.6 – The Protest and Appeals Form has been updated to refer to the 38th Edition SSM.

14.1 CONDUCT AND DISCIPLINE GENERALLY

- (a) SLSA expects and requires of its competitors, officials, and members generally, the highest standards of conduct and behaviour.
- (b) These expectations and requirements are reflected under the rules for competitions in the SLSA constitution, regulations, and this Manual.
- (c) In the conduct of competition, situations may arise that may give rise to protests and/or appeals and/or disciplinary matters.

Note: A fee may be imposed by the relevant SLSA organising authority for an appeal.

- (d) A competitor or team manager may protest or appeal a decision in the manner set out in this Section.
- (e) The official start of a competition is when a bulletin or circular is issued calling for entries to a competition.
- (f) The official completion time of competition is 20 minutes after the completion of the final event at the competition. However, matters currently in train (i.e., protest or appeal or matters of “competing unfairly” shall continue to a final resolution, the result of which shall be considered as being within the official completion time.

14.2 PENALTIES

SLSA, either by predetermined publicised penalties or by adopting the decision of a Disciplinary Committee, may, in its discretion, issue penalties to individual members, clubs, Branches and State Centres.

14.3 PROTESTS

14.3.1 Protest Categories

Protests, which may lead to the imposing of penalties, fall broadly into the following categories:

- (a) Protests arising from entry procedures or entry eligibility.
- (b) Protests arising from scrutineering or equipment eligibility.
- (c) Protests arising during participation in the competition and/or from a breach of rules.

14.3.2 Lodging a Protest

The conditions relating to lodging a protest shall be as follows:

- (a) A start decision by the Starter or the Referee (or their delegate) is not subject to protest.
- (b) A protest or appeal directly challenging a Finish Judge’s decision cannot be accepted. However, upon request, and at their absolute discretion, officials may review their order of finish decisions before finalising a result.
- (c) No protest shall be accepted against the actions of another competitor or team in the same event except where that competitor or team has suffered direct interference, e.g., if an official takes an action or no action against a competitor or team, another competitor or team cannot protest unless they are in the same race and there is direct interference involved.
- (d) A protest against the conditions under which a race or an event is to be conducted must be made verbally to the Referee/Area Referee/Sectional Referee (as appropriate for the competition) prior to an event or race (as appropriate) commencing. The Referee/Area Referee/Sectional Referee or appointed official shall then inform the competitors in that event or race, prior to its start, of such a protest. A protest against the conditions under which an event or race is to be conducted cannot be accepted if it is made at any time other than prior to the event or race.

Note: Refer also to individual Sections for any particular protest conditions, e.g. Patrol Competition, R&R, etc.

- (e) A protest (other than a protest under clause 14.3.2(b)) against a competitor or a team or against a decision of an official (including the declaration of a result) must be lodged verbally with the Referee/Area Referee/Sectional Referee within 5 minutes of the completion of the event or the announcement of the result of the event.

Note 1: The Referee at their discretion may extend these time limits provided that results have not been declared as final.

Note 2: In beach flags events a protest against an elimination must be lodged within 5 minutes or before the next run through of an event begins (whichever occurs first). If a beach flag elimination protest occurs the Referee will immediately consider the protest without delay before proceeding with the event. There will be no appeal permitted on beach flag elimination protest decisions of the Referee.

Note 3: A Referee is also authorised to refer a beach flag elimination protest directly to an on-beach appeals committee representative for decision on the basis of the processes and timings detailed in Note 1. No paperwork is required nor is a fee payable if this occurs.

Note 4: A competitor is permitted to protest and/or appeal against a disqualification decision in beach flag events provided that correct processes are followed.

- (f) A written protest must then be lodged with the Referee/Area Referee/Sectional Referee within 15 minutes of the verbal protest being lodged on the protest form provided by the authority. Alternatively, if the authority does not provide a protest form, a written protest on plain paper shall be acceptable.
- (g) Where a protest is lodged, the result of the event shall be withheld or not finalised until the protest is decided. If a protest is upheld, placings and trophies (where relevant or required) shall be varied according to the amended result.
- (h) The result of the protest shall be noted on the back of the event result card or result records and also on the protest form.

14.3.3 Protest Adjudication

The conditions relating to the adjudication of protests shall be:

- (a) Immediately after the correct lodgement of a protest, the Referee or the Area Referee or the Sectional Referee (as appropriate for the competition) may either adjudicate on the protest, as provided for in this clause 14.3, or refer the matter directly to the Competition Appeals Panel Convener for consideration.

Note: There is no fee when protesting a decision or if the Referee (or their delegate) refers the protest directly to the Competition Appeals Panel without first making a decision on the protest.
- (b) Where the Referee or the Area Referee or the Sectional Referee considers (in their absolute discretion) that a protest is frivolous, or not of a serious nature, they may choose not to accept the protest.
- (c) The assistance of video or other electronic aids may be used to consider protests. However, the onus is on the protestor to provide proof of authenticity, and any clearly viewable evidence and viewing mechanisms, within 15 minutes of the protest being lodged with the Referee/Area Referee/Sectional Referee (as appropriate).
- (d) Where the Referee or the Area Referee or the Sectional Referee accepts the protest, they will adjudicate on the protest in such manner as they see fit having regard to the interests of the competitor making the protest, all other competitors, and all officials in the event and also the conduct of the event itself.

Note: Should it be determined that there was a technical or an administrative error in recording either the disqualification or protest reference, the error can be corrected, and the protest or appeal proceed without prejudice.

- (e) Where the Referee or the Area Referee or the Sectional Referee refuses to accept a protest or dismisses a protest, the decision may be appealed by the competitor to the Competition

Appeals Panel. Such an appeal must be lodged with the Competition Appeals Panel Convenor in writing within 15 minutes of the Referee or Sectional Referee advising the competitor of their decision.

Note 1: The Referee may, at their discretion, extend these time limits provided that results have not been declared as final.

14.4 COMPETITION APPEALS PANEL

14.4.1 Powers

- (a) The Competition Appeals Panel will deal with all protests referred to it by the Referee or Sectional Referee under Clause 14.3.3(a) and all appeals by competitors under Clause 14.3.3(d).
- (b) In considering protests and appeals the Competition Appeals Panel shall allow all relevant parties the opportunity to state their respective case and bring forward any relevant evidence to the Competition Appeals Panel. The Competition Appeals Panel will determine in its discretion who is a relevant party for the purposes of this paragraph.
- (c) The assistance of video or other electronic aids may be used to consider appeals. However, the onus is on the protestor to provide proof of authenticity, and any viewing mechanisms within 15 minutes of the appeal being lodged.

Note: An approximate minimum 9 inch tablet type device with high definition display is generally considered to be the minimum size to properly adjudicate on a protest (or appeal).

- (d) The Competition Appeals Panel shall consider the protest or appeal and make a decision. It may uphold or dismiss a protest or appeal.
- (e) The Competition Appeals Panel may, in exceptional circumstances, consider whether the breach was “material” to the outcome of an event when making its decision to uphold or dismiss an appeal.
- (f) The Competition Appeals Panel will advise the competitor and relevant parties of its decision and of any penalty (if relevant or appropriate) imposed. Reasons for this decision may or may not be provided.

Note: If an appeal is upheld any appeal fee paid shall be returned.

- (g) The decision of the Competition Appeals Panel is final and there is no right of appeal against that decision.
- (h) The Competition Appeals Panel may refer serious breaches of any SLSA rule or regulation (including any supplementary regulations) to the Competition Disciplinary Committee for further inquiry.

14.4.2 Structure and Functions

The structure and functions of the Competition Appeals Panel are as follows:

- (a) The relevant surf lifesaving authority conducting the competition shall appoint a person of suitable experience and practical knowledge to act as Convenor of the Competition Appeals Panel.
- (b) The relevant surf lifesaving authority shall appoint a Competition Appeals Committee Panel of no less than three persons. In the case of State and Australian Championships it is recommended that the relevant authority appoint a Competition Appeals Panel of sufficient persons to enable at least two Appeal Panel Committees to consider protests simultaneously.
- (c) From the Competition Appeals Panel, the Convener appoints the Committees to hear appeals.
- (d) When considering a protest or appeal the Competition Appeals Committee may comprise a minimum two persons to receive and determine protests and appeals.

- (e) A member of the Competition Appeals Committee who has made a decision which is the subject of an appeal cannot consider that appeal.
- (f) After hearing all available and relevant evidence, the Competition Appeals Committee shall consider its decision in private.
- (g) The procedure for the Competition Appeals Committee is similar to the Competition Disciplinary Committee procedures outlined under Rule 14.5.

14.5 COMPETITION DISCIPLINARY COMMITTEE

14.5.1 Purpose and Powers

- (a) Any SLSA authority conducting a carnival, competition, or event shall appoint a Competition Disciplinary Committee to inquire immediately into any allegation of conduct by a member which:
 - (i) Breaches, fails, or constitutes a refusal to comply with a provision of SLSA’s constitution, regulations or resolution or determination of SLSA or of a State, Branch or club or any duly authorised committee or board, or
 - (ii) Is unbecoming of a member or prejudicial to the objects and interests of SLSA and/or surf lifesaving, or
 - (iii) Brings SLSA, any State Centre, Branch, club, or surf lifesaving into disrepute and which was alleged to have been committed at any competition or within a reasonable time before or after the competition:
 - (a) Whilst travelling to or from a competition, or
 - (b) Whilst within the jurisdiction of the relevant SLSA competition authority.
- (b) The Competition Disciplinary Committee may penalise a member found guilty of such conduct in such manner as it deems appropriate. Penalties may include forfeiture of titles or trophies won at the competition, censure, and expulsion of individuals, teams and/or clubs from competition and/or the competition venue and/or other penalties deemed appropriate.
- (c) A member who, or which has received a penalty or an adverse finding from a Competition Disciplinary Committee may, within 7 days from the date of receiving the determination in writing, lodge an appeal as detailed in the SLSA Policy 6.06 (Complaints Resolution).

14.5.2 Structure and Functions

The structure and functions of the Competition Disciplinary Committee are as follows:

- (a) For every competition conducted by or on behalf of SLSA, a State Centre or a Branch, a Competition Disciplinary Committee consisting of at least three persons shall be appointed by the surf lifesaving authority conducting the competition. A minimum of two persons shall constitute a quorum. The authority conducting the competition shall nominate one of the persons as Committee Chair.
- (b) The Competition Disciplinary Committee shall immediately inquire into any matter referred to it and make its decision.
- (c) The Competition Disciplinary Committee shall, as soon as practicable, report in writing its enquiries and decisions to the competition authority and, if applicable, to SLSA and the relevant State Centre or Branch as the case may be:
 - (i) The nature of proceedings set out under the SLSA regulations for a Judiciary Committee shall also apply for Competition Disciplinary Committee proceedings.
 - (ii) A Minute Book or other suitable form to record proceedings shall be provided to the Competition Disciplinary Committee. From the record a report shall be compiled for submission to SLSA, State Centre or Branch containing the names and addresses of all parties who gave evidence together with a summary of the inquiry and details of

the findings of the Committee, its recommendations and the penalties applied (if any).

- (iii) The Minute Book/Record of Proceedings shall be returned to SLSA, State Centre or Branch as soon as possible following conclusion of the Competition Disciplinary Committee proceedings.

14.5.3 Procedure

- (a) The guidelines for the Competition Disciplinary Committee are:
 - (i) The relevant SLSA authority conducting the competition shall supply the Competition Disciplinary Committee with the name, contact address and phone number at the competition site of the manager of every participating team.
 - (ii) Any complaint received by the Competition Disciplinary Committee must be in writing or the complainant must be prepared to attend a meeting or inquiry of the Competition Disciplinary Committee as and when required.
 - (iii) The Competition Disciplinary Committee may also instigate a course of inquiry which may include the appointment of an investigator to ascertain if an offence has been committed and proceed to make a complaint. The Competition Disciplinary Committee may then proceed as if the complaint had been made by another person.
 - (iv) The member or members against whom the complaint is made shall be entitled to be present at every hearing accompanied by their team manager, or club captain, or another person.
 - (v) The Competition Disciplinary Committee shall provide to the authority conducting the competition a written report that includes the names and addresses of all parties who gave evidence together with a summary of the inquiry and details of the findings of the committee, its recommendations and penalties applied (if any).
- (b) The procedure at meetings or inquiries shall be:
 - (i) The charge or reference to the Competition Disciplinary Committee shall be read to the member or representative of the clubs concerned.
 - (ii) The evidence of the complainant shall be tendered.
 - (iii) The evidence of the member or members against whom the complaint is made shall be tendered.
 - (iv) Each witness shall be subject to examination by the party (if any) on whose behalf they are called and then to cross examination by the opposing party or parties. The party calling the witness shall have the right to re-examine him, but no other examination or cross-examination shall be allowed except by leave of the Competition Disciplinary Committee.
 - (v) Hearsay and irrelevant evidence shall not be admitted if objected to by any party concerned or by the Competition Disciplinary Committee Chair.
 - (vi) Witnesses other than the party charged shall remain out of hearing of the inquiry until called upon to give their evidence.
- (b) After the evidence has been completed the Competition Disciplinary Committee shall consider the same in private and if the charge is found proved may impose a penalty. Notice of the finding and any penalty imposed shall be given immediately in writing by the Chair of the Competition Disciplinary Committee to the member concerned and to the club of which they are a member and to the Branch, and State Centre to which the club is affiliated. The penalty (if any) shall become effective immediately and the Person charged, any official or other parties involved in the inquiry, shall be informed of their rights of appeal (if any).

14.6 SLSA PROTEST FORM

Surf Life Saving Australia Ltd
 ABN 67 440 738 159
 Level 1, 1 Knotts Avenue
 Bondi Beach NSW 2026
 Telephone: (02) 9215 8000



PROTEST FORM

Carnival / Competition _____	Date _____	
Arena _____	Event _____	Heat/QF/Semi/No. _____ Final _____
Protesters club _____		
Name of competitor(s) / Team lodging protest _____		
I / We formally protest against: _____		

Grounds for this protest are to be found in the SLSA 38th Edition Surf Sports Manual: Section: _____, Page: _____, Paragraph: _____, Item: _____, and/or Bulletin No: _____.		
The circumstances leading to the protest were: _____		

Signed (Competitor): _____ (Club Team Manager): _____		

Office Use Only

Result of event announced at (determine exact time) _____ (Time) _____ am/pm	
Verbal protest received by: _____ (Name)	Position: Referee/Area Referee/Sectional Referee/Liaison Officer _____ (Time) _____ am/pm
Protest form received by: _____ (Name)	Position: Referee/Area Referee/Sectional Referee/Liaison Officer _____ (Time) _____ am/pm
Referee/Area Referee/Sectional Referee: _____ (Name)	Decision: Upheld/Dismissed/Referred to Referee/Area Referee/Appeals/Disciplinary Committee
Remarks: _____	Protester advised _____ (Time) _____ am/pm
Protest referred to Competition Appeals Committee by: _____ (Name)	Position: Referee/Area Referee/Sectional Referee _____ (Time) _____ am/pm
Competition Appeals Committee Decision: Appeal Upheld / Dismissed / Referred to Competition Disciplinary Committee	
Signed: _____	Protester advised _____ (Time) _____ am/pm
Remarks _____	Referee advised _____ (Time) _____ am/pm

Updated 10/25

Form 160

FIGURE 61: PROTEST FORM (FRONT)



CONDITIONS RELATING TO PROTESTS AND APPEALS
 (Extract from 38th Edition Surf Sports Manual)

14.3. PROTESTS

14.3.1 Protest Categories

Protests, which may lead to the imposing of penalties, fall broadly into the following categories:

- Protests arising from entry procedures or entry eligibility.
- Protests arising from scrutineering or equipment eligibility.
- Protests arising during participation in the competition and/or from a breach of rules.

14.3.2 Lodging a Protest

The conditions relating to lodging a protest shall be as follows:

- A protest directly challenging a Finish Judge's decision cannot be accepted.
- No protest shall be accepted against the actions of another competitor or team in the same event except where that competitor or team has suffered direct interference e.g. if an official takes an action or no action against a competitor or team, another competitor or team cannot protest unless they are in the same race and there is direct interference involved.
- A protest against the conditions under which a race or an event is to be conducted must be made verbally to the Referee/ Area Referee/ Sectional Referee (as appropriate for the competition) prior to an event or race (as appropriate) commencing. The Referee/ Area Referee/ Sectional Referee or appointed Official shall then inform the competitors in that event or race, prior to its start, of such a protest. A protest against the conditions under which an event or race is to be conducted cannot be accepted if it is made at any time other than prior to the event or race.
- A protest (other than a protest under clause 14.3.2(b)) against a Competitor or a Team or against a decision of an Official (including the declaration of a result) must be lodged verbally with the Referee/ Area Referee/ Sectional Referee within 5 minutes of the completion of the event or the announcement of the result of the event.

Note 1: The Referee at their discretion may extend these time limits provided that results have not been declared as final.

- In Beach Flags events a protest against an elimination must be lodged within 5 minutes or before the next run through of an event begins (whichever occurs first). If a Beach Flag elimination protest occurs the Referee will immediately consider the protest without delay before proceeding with the event. There will be no Appeal permitted on Beach Flag elimination protest decisions of the Referee.
- A Referee is also authorised to refer a Beach Flag elimination protest directly to an on-beach Appeals Committee representative for decision on the basis of the processes and timings detailed in Note 1. No paperwork is required nor is a fee payable if this occurs.
- A competitor is permitted to protest and/or appeal against a disqualification decision in Beach Flag events provided that correct processes are followed.

- A written protest must then be lodged with the Referee/ Area Referee/ Sectional Referee within 15 minutes of the verbal protest being lodged on the protest form provided by the Authority. Alternatively, if the Authority does not provide a protest form, a written protest on plain paper shall be acceptable.
- Where a protest is lodged, the result of the event shall be withheld or finalised until the protest is decided. If a protest is upheld, placings and trophies (where relevant or required) shall be varied according to the amended result.

- The result of the protest shall be noted on the back of the event result card or result records and also on the protest form.

14.3.3 Protest Adjudication

The conditions relating to the adjudication of protests shall be:

- Immediately after the correct lodgement of a protest, the Referee or the Area Referee or the Sectional Referee (as appropriate for the competition) may either adjudicate on the protest, as provided for in this clause 14.3, or refer the matter directly to the Competition Appeals Committee Convenor for consideration.
- Where the Referee or the Area Referee or the Sectional Referee considers (in their absolute discretion) that a protest is frivolous, or not of a serious nature, they may choose not to accept the protest.
- The assistance of video or other electronic aids may be used to consider protests. However, the onus is on the protestor to provide proof of authenticity, and any clearly viewable evidence and viewing mechanisms, within 15 minutes of the protest being lodged with the Referee/ Area Referee/ Sectional Referee (as appropriate).

Note: A minimum 9 inch tablet type device with high definition display is generally considered to be the minimum size to properly adjudicate on a protest (or appeal).

- Where the Referee or the Area Referee or the Sectional Referee accepts the protest, they will adjudicate on the protest in such a manner as they see fit having regard to the interests of the competitor making the protest, all other competitors and all officials in the event and also the conduct of the event itself.

Note: Should it be determined that there was a technical or an administrative error in recording either the disqualification or protest reference, the error can be corrected, and the protest or appeal proceed without prejudice.

- Where the Referee or the Area Referee or the Sectional Referee refuse to accept a protest or dismiss a protest, the decision may be appealed by the competitor to the Competition Appeals Committee. Such an appeal must be lodged with the Appeals Committee Convenor in writing within 15 minutes of the Referee or Sectional Referee advising the competitor of their decision.

Note 1: The Referee at their discretion may extend these time limits provided that results have not been declared as final.

14.4. COMPETITION APPEALS COMMITTEE

14.4.1 Powers

- The Competition Appeals Committee will deal with all protests referred to it by the Referee or Sectional Referee under Clause 14.3.3(a) and all appeals by competitors under Clause 14.3.3(d).
- In considering protests and appeals, the Competition Appeals Committee shall allow all relevant Parties the opportunity to state their respective case and bring forward any relevant evidence to the Competition Appeals Committee. The Competition Appeals Committee will determine in its discretion who is a relevant Party for the purposes of the paragraph.
- The assistance of video or other electronic aids may be used to consider appeals. However the onus is on the protestor to provide proof of authenticity, and any viewing mechanisms, within 15 minutes of the appeal being lodged.
- The Competition Appeals Committee shall consider the protest or appeal and make a decision. It may uphold or dismiss a protest or appeal. The Competition Appeals Committee may, in exceptional circumstances, consider whether the breach was "material" to the outcome of an event when making its decision to uphold or dismiss an appeal.
- The Competition Appeals Committee will advise the competitor and relevant parties of its decision and of any penalty (if relevant or appropriate) imposed. Reasons for this decision may or may not be provided. Note: If an appeal is upheld any appeal fee paid shall be returned.
- The decision of the Competition Appeals Committee is final and there is no right of appeal against that decision.
- The Competition Appeals Committee may refer serious breaches of any SLSSA rule or regulation (including any supplementary regulations) to the Competition Disciplinary Committee for further inquiry.

14.4.2 Structure and Functions

The structure and functions of the Competition Appeals Committee are as follows:

- The relevant surf lifesaving authority conducting the competition shall appoint a person of suitable experience and practical knowledge to act as Convenor of the Competition Appeals Committee Panel.
- The relevant surf lifesaving authority shall appoint a Competition Appeals Committee Panel of no less than three persons. In the case of State and Australian Championships it is recommended that the relevant authority appoint a Competition Appeals Committee Panel of sufficient persons to enable at least two Appeal Committees to consider protests simultaneously.
- From the Competition Appeals Committee Panel, the Convenor appoints the Committee to hear appeals.
- When considering a protest or appeal the Competition Appeals Committee may comprise a minimum two persons to receive and determine protests and appeals.
- A member of the Competition Appeals Committee who has made a decision on which is the subject of an appeal cannot consider that appeal.
- After hearing all available and relevant evidence, the Competition Appeals Committee shall consider its decision in private.
- The procedure for the Competition Appeals Committee Panel, the Convenor appoints the Committee to hear appeals.

NOTE: WHEN LODGING YOUR PROTEST FORM, YOU MUST QUOTE THE SECTION, PAGE, PARAGRAPH AND ITEM NUMBERS FROM THE SURF LIFE SAVING AUSTRALIA 38th EDITION SURF SPORT MANUAL OR BULLETIN WHICH SUPPORT YOUR PROTEST.

FIGURE 62: PROTEST FORM (BACK)