2025-26

ANNUAL REPORT



SURF LIFE SAVING
NEW SOUTH WALES

OUR MISSION...
TO SAVE LIVES, CREATE GREAT AUSTRALIANS AND BUILD BETTER COMMUNITIES.

Message from our Patrons 4
Minister's Foreword 5
President Report 6
CEO Report 7
Season Snapshot 8
Governance 10
Peak Body Representation 13
Office Bearers & Committees 14
Government Engagement 16
Strategic Plan Achievements 18
Surf Life Saving Services 33
Branch Highlights 42
Our Members 54
Financial Report 66
Statistics 82
Acknowledgements 87
NSW Surf Life Saving Clubs 88

Cover photo: Lifesavers participate in a silent reflection at Bondi beach in December
Cover photo credit: Sally Mac
Reverse cover: Katlynn Coglan and members of the NSW IRB Interstate team
Reverse photo credit: Mal Trees

We acknowledge the traditional custodians across all the lands on which we live, work and patrol, and we pay our respects to Elders past and present.

Surf Life Saving New South Wales

3 Narabang Way, Belrose
NSW 2085 Australia

PO Box 307, Belrose
NSW 2085 Australia

(02) 9471 8000

surflifesaving.com.au

info@surflifesaving.com.au

ABN 93 827 748 379
Fundraising Authority No. CFN11033

AUSTRALIAN LIFEGUARD SERVICE

546,878
PREVENTATIVE ACTIONS

738
RESCUES

3,852
FIRST AID TREATMENTS

5,224,724
BEACH ATTENDANCE



VOLUNTEER SURF LIFESAVERS

NO LIVES WERE LOST BETWEEN THE RED AND YELLOW FLAGS.

THERE WERE 153,388 PREVENTATIVE ACTIONS

702,690
PATROL HOURS

5,630,769
BEACH ATTENDANCE

3,765
FIRST AID TREATMENTS

1,003
EMERGENCY CALLOUTS

86,476
MEMBERSHIP

1,871
RESCUES



SADLY, DESPITE THE BEST EFFORTS OF SURF LIFESAVERS, 60 PEOPLE DROWNED ALONG OUR COASTLINE IN THE 2025/26 YEAR

MESSAGE FROM OUR PATRONS



As Patrons, Dennis and I are deeply appreciative and so proud of Surf Life Saving NSW and its members, whose efforts and energy underpin its mission to "save lives, create great Australians and build better communities".

In a year which has been hugely challenging, but which has also been a year of significant achievement, it has been our privilege as Patrons to meet many times with SLSNSW's leadership and with the members at clubs. There have been occasions of wonderful celebration such as the presentation of awards to members as part of our Investiture Ceremonies at Government House and at volunteer recognition events.

There have been the times of deep sadness and reflection following the tragic events at Bondi Beach. These occasions, including joining with the surf life savers who lined Bondi Beach at the Shoulder to Shoulder gathering, and joining with others at Tamarama Surf Life Saving Club have been times where the unity of and solidarity of members was there for all to witness, as was their ongoing commitment to the communities whom they so generously serve.

In an environment where many volunteer organisations are struggling, this year total SLSNSW membership grew by 4% to reach a highest ever figure of 86,476. Patrolling membership increased by 2.1% and Nippers numbers grew by 4.7%. That more people than ever are choosing to belong to Surf Life Saving NSW, says much about the organisation's reputation and the special place it holds not just on our beaches, but in our collective culture.

Importantly, during the 2025-26 Patrol Season no lives were lost at a patrolled beach. However, there were 60 coastal and ocean drownings, eleven being rock fishing or rock platform related tragedies.

Community education programs have continued to play a vital role in proactive drowning prevention, with an estimated reach across programs, campaigns, digital platforms, and resource distribution exceeding 95,000 people. All age groups are engaged with more than 50 schools, TAFEs, universities, and multicultural community groups taking part in tailored education programs, alongside 196 early childhood centres.

The Rock Fishing Safety program delivered 80 sessions, including workshops, safety stalls, and in-water classes, and distributed 1,500 lifejackets.

To the team at Surf Life Saving NSW, as proud Patrons, Dennis and I congratulate and thank you for all your efforts to deliver vital aquatic rescue and safety services to save lives across the NSW coastline.

Her Excellency the Honourable Margaret Beazley AC KC
Governor of New South Wales
and Mr Dennis Wilson

MINISTER'S FOREWORD



The extraordinary contribution of Surf Life Saving NSW (SLSNSW) members during the 2025-26 season has seen more than 22,000 active patrolling members dedicate over 702,000 volunteer patrol hours to keeping beachgoers safe. Together, volunteers, Australian Lifeguard Service (ALS) lifeguards and the Westpac Lifesaver Rescue Helicopter Service performed 2,585 rescues, delivered 7,698 first aid treatments and undertook more than 691,000 preventative actions.

While these achievements are remarkable, the loss of 60 lives along the NSW coastline serves as a sobering reminder that the ocean commands our respect. The fact that no fatalities occurred between the red and yellow flags reinforces the importance of swimming at patrolled beaches, following the advice of lifesavers and lifeguards, and remembering the simple but powerful message to Stop. Look. Stay Alive.

This year also reminded us that the role of surf lifesavers extends far beyond water safety. Following the terrorist attack at Bondi Beach on 14 December 2025, volunteer lifesavers from Bondi Surf Bathers Life Saving Club and North Bondi Surf Life Saving Club were among the first responders on scene, providing immediate assistance to those affected and working alongside emergency services during an incredibly confronting incident. Their courage, compassion and selflessness in the face of tragedy reflected the very best of the Surf Life Saving movement and exemplified the commitment to serving the community whenever and wherever help is needed.

This year marked the largest deployment of drones in the organisation's history, with more than 100,000 drone flights and 25,000 flight hours conducted along the NSW coastline. Operating across 63 beaches as part of the NSW Government Shark Management Program, SLSNSW drones detected more than 2,200 sharks and enabled over 500 operational responses.

Innovation continues to transform coastal safety. The Surveillance AI for Lifesaving (SAIL) camera trial at Kiama and Little Bay is demonstrating how emerging technologies can help extend lifesaving capability beyond patrolled locations, with the system already assisting in the identification of incidents and supporting the rescues of three people.

At the same time, the statewide rollout of 64 Emergency Response Beacons has now been completed at high-risk locations, while the NSW Government-funded rollout of new rescue watercraft contributed to nearly 300 rescues last season alone.

I also acknowledge the professionalism of ALS lifeguards, who provided services at more than 100 locations this year, supporting over five million visitors.

Most importantly, I want to recognise the many lifesavers who responded to some of the state's most significant incidents throughout the year. Your willingness to step forward when others need help continues to make NSW a safer place.

On behalf of the NSW Government, I thank every volunteer lifesaver, lifeguard, staff member and supporter of Surf Life Saving NSW. Your commitment saves lives, strengthens communities and ensures that our beaches remain among the safest and most welcoming in the world.

The Hon Jihad Dib MP
Minister for Emergency Services

PRESIDENT REPORT



It is with great pride that I present my first Annual Report as President of Surf Life Saving NSW. In February 2026, I was honoured to become the first female President in our organisation's history. My Surf Life Saving journey began almost 40 years ago at Era SLSC, where I still volunteer as a Patrol Captain. That experience continues to shape my leadership, grounded in listening to members, supporting volunteers and strengthening clubs.

On behalf of the Board, I thank our members, staff and supporters for another year of extraordinary commitment to our mission.

FOCUSED ON SAVING LIVES

Our purpose remains clear: reducing preventable coastal drownings. During 2025/26, NSW recorded 60 coastal drowning deaths. Every loss is a tragedy and reinforces why reducing drownings at unpatrolled locations remains the foremost priority of our strategic plan.

STRATEGY AND GOVERNANCE

This year marked the commencement of *Strengthen & Consolidate 2025-2030*, a strategic plan shaped by members and designed to guide our movement through the next five years.

Strong governance remained a key focus for the Board and State Council. I am particularly proud that we achieved gender parity across the Board and key committees. We also reviewed our performance against the Sport Governance Standards, publicly reporting our results and implementing improvements where required.

The Board and State Council were briefed on the Nous review examining how responsibilities are shared between clubs, branches and SLSNSW. The discussion and consideration of this work in 2026/27 will be one of the most significant conversations our movement has undertaken in many years.

SUPPORTING OUR MEMBERS

Membership reached a record 86,476 this year, including 22,123 active patrolling members and 31,023 Nippers.

Supporting volunteers remains our highest priority. Insights from the 2025 Volunteer Satisfaction Survey are helping guide improvements across the organisation. During the year, we delivered two Emerging Leaders Programs, launched a Youth Strategy and strengthened pathways for Nipper parents to become volunteers. Encouraging young people to step into leadership roles remains a personal priority.

We also recognised the contribution of more than 20,000 patrolling members through a personalised National Volunteer Week campaign celebrating patrol hours, achievements and service.

Education and member development remained a key focus, highlighted by the annual Chief Training Officer Forum, which brought together more than 160 club education leaders from across the state to share ideas and shape priorities for the season ahead.

The SLSNSW State Conference in July was another highlight, bringing together members from every corner of NSW to share knowledge, celebrate achievements and discuss the opportunities and challenges facing our movement.

Support for clubs continued through the Club Capability Program, which has worked with 52 clubs over an 18-month period to strengthen governance, membership, operational planning and long-term sustainability. We also piloted an online recruitment campaign to help priority clubs attract new Active and Award members by showcasing the diverse range of patrol roles available.

Importantly, our Peer Support team made over 1,000 contacts with members following critical incidents during the year. This serves as a powerful reminder of the demands placed on our lifesavers and the importance of providing care and support to those who serve others. Work also continued on a psychological safety policy and a leadership development program for club executives.

BOARD AND LEADERSHIP

This year saw several important leadership transitions. In November 2025, my predecessor, Peter Agnew AM ESM, was elected President of Surf Life Saving Australia. On behalf of the Board, I thank Peter for his outstanding service to SLSNSW and wish him every success in his national role.

I also acknowledge Joel Wiseman ESM, who concluded his tenure as Deputy President and Director of Lifesaving, and welcome Glen Dunkley, who was elected Director of Lifesaving in November 2025.

THANK YOU

I extend my sincere thanks to CEO Steven Pearce AFSM, the Executive Leadership Team, our staff and State Council for their dedication, professionalism and support throughout the year. I also acknowledge our 11 Branch Presidents, whose leadership and commitment continue to strengthen clubs and members across the state.

Most importantly, I thank our members. Whether you patrol beaches, train lifesavers, support your club behind the scenes or help shape the future of our movement, your contribution makes a difference.

Together, we will continue to turn the tide on coastal drownings and uphold our enduring purpose. I am incredibly proud to serve as your President and proud to stand alongside the thousands of volunteers who make Surf Life Saving NSW such a remarkable organisation.

Elissa Hancock
President, Surf Life Saving NSW

CEO REPORT



It is a pleasure to present the 119th Surf Life Saving NSW Annual Report for 2025/26.

This year marked the commencement of our five-year strategic plan, *Strengthen & Consolidate 2025–2030*. Together, our volunteer members and staff delivered a strong first year, achieving all milestones across the plan's six strategic priorities.

DRIVING INNOVATION IN COASTAL SAFETY

Technology continued to transform the way we deliver coastal safety. The number of members trained to fly drones increased by 60 per cent to 427, while 47 clubs incorporated drones into patrol operations. We completed the Emergency Response Beacon (ERB) program, commissioned 25 new Rescue Water Craft, and expanded our coastal surveillance network to 67 cameras. Through the Surveillance AI for Lifesaving (SAIL) project, new AI-enabled rock fishing detection technology is already demonstrating its potential to save lives.

Reducing drowning at unpatrolled locations remains our foremost priority. During the year we mapped public rescue equipment locations across NSW, developed a data-driven planning tool to guide future installations, and commenced the rollout of additional rescue equipment. We also expanded our understanding of how people use the coastline through five years of data collection and modelling, helping to identify and address emerging risks.

RESPONDING TO EMERGING THREATS

The year was also marked by a significant uplift in shark management capability. Following a series of tragic incidents, the NSW Government expanded investment in shark mitigation, with Surf Life Saving NSW contracted to deliver the world's largest shark drone surveillance program. In the coming season, this includes dawn-to-dusk surveillance at 72 beaches, supported by new Drone in a Box and Artificial Intelligence technology. To strengthen emergency response capability, Shark Bite Trauma Kits were installed at all 129 surf life saving clubs across the state.

Surf Life Saving NSW continued to strengthen its role as an emergency service organisation. Flood rescue capability is now embedded within our operations, and we maintained representation on all key emergency management committees across NSW. Continued investment in our Rescue Services framework, training programs and operational capability is helping ensure a stronger 24/7/365 coastal aquatic emergency response capability for communities across the state.

EDUCATING AND PROTECTING COMMUNITIES

Community education remains central to our mission of preventing drowning before it occurs. Through Beach to Bush, volunteer presenters visited 84 schools and reached almost 9,500 students. We also launched the Know Your Limits campaign and continued the highly successful Rock Fishing Safety Program, engaging more than 2,000 rock fishers from 50 culturally and linguistically diverse communities and distributing 1,500 free lifejackets.

SUPPORTING OUR MEMBERS AND CLUBS

Supporting our members and clubs remained a key focus. We re-endorsed 796 trainers, assessors and facilitators, delivered two Emerging Leaders Programs and launched a new Youth Strategy. Our Peer Support team provided more than 1,000 wellbeing contacts following critical incidents, while additional initiatives strengthened club capability, patrol support and long-term sustainability.

Surf sports continued to showcase the skills and commitment that underpin lifesaving. The 2026 NSW Surf Life Saving Championships returned to Swansea Belmont, attracting almost 5,000 competitors from 96 clubs and generating significant economic and community benefit for the Lake Macquarie region. The newly rebranded NSW Pathways Academy also continued to support the next generation of lifesaving athletes and leaders.

DEMONSTRATING IMPACT

This year we commissioned Deloitte Access Economics to measure the social and economic value Surf Life Saving NSW delivers to the people of NSW. The findings will strengthen our advocacy for the investment and support required to meet growing community expectations and service demands.

Our organisational profile also continued to grow. Record media coverage generated more than 18,000 media mentions and an equivalent advertising value of approximately $161 million. During the year we also achieved gender parity across the SLSNSW Board and key committees and renewed our valued partnership with ClubsNSW.

THANK YOU

I would like to thank the NSW Government, Surf Life Saving Australia and all our partners for their ongoing support. Thank you also to the SLSNSW Board, our Senior Executive team and staff for their leadership, professionalism and dedication.

Most importantly, thank you to the members of our 129 clubs. Every achievement in this report is made possible by their commitment to serving their communities. Their dedication continues to make Surf Life Saving NSW a leader in coastal aquatic safety and one of the state's most trusted volunteer organisations.

Steven Pearce AFSM
CEO, Surf Life Saving NSW

SEASON SNAPSHOT



NSW SURF LIFE SAVING CHAMPIONSHIPS COMPETITORS

126 LIFESAVING
547 MASTERS
1,970 AGE
972 BOATS
1,025 OPEN
50 ADAPTIVE

4,690 TOTAL

LIFESAVERS & LIFEGUARDS (COMBINED STATISTICS)

2,585
RESCUES
(INCLUDES HELICOPTER RESCUES)

7,698
FIRST AID TREATMENTS

1,003
EMERGENCY CALLOUTS

691,853
PREVENTATIVE ACTIONS

TRAINING

41,830 SLSA AWARDS

74,601 COMMUNITY TRAINING

116,431
TOTAL AWARDS





OUR MEMBERS

46,868
MALE

39,543
FEMALE

65 NON-BINARY

86,476 TOTAL MEMBERSHIP

GOVERNANCE

ROLE OF THE BOARD

The role of the Board is to have primary responsibility to the members for the sustainability and relevance of Surf Life Saving NSW. It does this through the delivery of the organisation's Strategic Plan.

The Board guides and monitors its business and affairs through its long and short-term strategies, major policies, processes and performance.

The Board is also responsible for the overall corporate governance of the organisation. The Board is represented by seven elected members and two independently appointed directors who provide specialist expertise vital for the organisation to meet its strategic priorities.

The SLSNSW constitution was amended in August 2025 and incorporated changes to ensure gender parity representation of Directors and resulted in five (5) Directors including the President being elected and four (4) Directors being appointed. A transition schedule was ratified to progress to that position at the 2027 AGM. Changes to the structure of the election procedure were also ratified.

Directors fulfill the role of Chair and/or member of the ten (10) Standing Committees (except the Life Membership & Honours Committee which does not have Board representation)

The Board generally meets bi-monthly or more regularly as required. The key duties of the Board are:

- Setting the strategic direction of SLSNSW and monitoring management and implementation of that strategy
- Interacting with key stakeholders to inform them of achievements and ensuring that they have input into determining strategic goals and direction
- Regularly scanning the external operating environment to ensure that SLSNSW's strategic direction remains both appropriate and achievable
- Reporting back to stakeholders of progress against the strategic plan
- Monitoring financial outcomes and integrity of reporting, in particular approving budgets and long-term strategic and business plans
- Reviewing and, where appropriate, ratifying recommendations made to them by the various sub-committees and advisors
- Approving significant changes to key policies

Total Meetings	Attended/Eligible
Peter Agnew AM (resigned 10/11/25)	8/8
Elissa Hancock Appointed (16/2/26)	5/5
Paul Bolton (resigned 7/11/25, reappointed 6/2/26)	12/13
Joel Wiseman ESM (resigned 7/11/25)	7/8
Glen Dunkley (appointed 7/11/25)	6/7
Don Van Keimpema OAM	12/15
Dr Dean Dudley CF	11/15
Anna Booth	13/15
Lisa Lennon	13/15
Shannon Fox	12/15
Sue Hunt	13/15



PETER AGNEW AM ESM
President (to Nov 2025)



ELISSA HANCOCK
President (from Feb 2026)



JOEL WISEMAN ESM
Director (to Nov 2025)



PAUL BOLTON
Director



GLEN DUNKLEY
Director (from Nov 2025)



DONALD VAN KEIMPEMA OAM
Director

- Ensuring effective risk management and compliance systems are in place to protect the company's assets and to minimise the possibility of SLSNSW operating beyond its legal requirements or beyond acceptable risk parameters
- Monitoring compliance with regulatory requirements and ethical standards and developing and monitoring the SLSNSW risk management framework.

BOARD VALUES

- The Board serves the Surf Life Saving community by actively participating in good governance
- The Board has a commitment to visible and effective governance
- The Board is responsible to various stakeholders
- Board members are personally accountable for what goes on at the organisation
- The Board is responsible for maintaining the organisation's stature in the sector
- Board members respect each other and all members of SLSNSW

THE ROLE OF THE STATE COUNCIL

The State Council is made up of the Branch Presidents from each of Surf Life Saving NSW's 11 branches. It holds meetings four times a year which include the Election AGM and the Annual General Meeting.

Additionally, the State Council undertakes monthly briefing video conferences and participates in and on unscheduled briefing calls as required.

The key duties of the State Council are to:

- Elect the Board of Directors as per the Constitution
- Inform the Board of significant issues affecting the membership
- Assist the Board and/or CEO in their deliberations on strategic direction and major policy formulation of such issues that affect their respective memberships
- Provide a conduit for the Board and Management to interact with the views of the membership on operational matters, new concepts, initiatives, policies or programs it is considering
- Discuss state-wide issues
- Approve any amendments to the Constitution
- Provide feedback to the Board on results of its governance decisions in practice at member-level.

STANDING COMMITTEES

The organisation has the following Standing Committees who report through to the Board.

- Nominations Committee (NC)
- Finance, Audit and Compliance Committee (FACC)
- Risk Committee (RC)
- Investment Advisory Committee (IAC)
- Lifesaving Committee (LC)
- Education Committee (EC)
- Surf Sports Committee (SSC)
- Member Services Committee (MSC)
- Life Membership and Honours Committee (LMHC)
- Meritorious Awards Committee (MAC)

Each Standing Committee operates under a Charter which has been approved by the Board. These Committees meet a minimum of once quarterly or as required. The Board also accepts a standing report from Management specifically on Safeguarding Children and Young People.

RELATIONSHIP WITH MANAGEMENT

The Management of Surf Life Saving NSW is conducted under the supervision of the Chief Executive Officer (CEO). The CEO is accountable to the Board for all authority delegated to Management.

The CEO is responsible for managing the day-to-day operations of SLSNSW and has authority for implementing the strategic direction in accordance with the decisions of the Board. The CEO meets regularly with the Board as part of its meetings and additionally with the Chair on a regular basis.



DR DEAN DUDLEY CF
Director



ANNA BOOTH
Director



LISA LENNON
Director



SHANNON FOX
Director



SUE HUNT
Director



STEVEN PEARCE AFSM
Chief Executive Officer

GOVERNANCE CONT.

GOVERNANCE STANDARDS

As part of SLSNSW being recognised as a State Sporting Organisation, it is reviewed annually against the Australian Sports Commission's Sport's Governance Standards. There are nine principles:

1. The spirit of the game – values driven culture and behaviours
2. The team – aligned sport through collaborative governance
3. The gameplan – a clear vision that informs strategy
4. The players – a diverse board to enable considered decision making
5. The rulebook – documents that outline duties, powers, roles and responsibilities
6. The playbook – board processes which ensure accountability and transparency
7. The defence – a system which protects the organisation
8. The best and fairest – a system for ensuring integrity
9. The scorecard – embedded systems for internal review to foster continuous improvement

The following table indicates SLSNSW's performance against the standards.

Specifically with respect to the following areas which rated low on the review against best practice:

5.3 – Director eligibility. In workshops regarding governance change, the State Council have been clear in their desire to ensure directors can stand for election or appointment after 12 months.

6.2 – Chair Appointment & evaluation. In workshops regarding governance change, the State Council have been clear in their desire to ensure the president and Chair remains a position directly elected from the voting membership.

6.3 – CEO Eligibility. In workshops regarding governance change, the State Council have not approved a restriction on the CEO moving directly onto the Board following their resignation as CEO

9.8 – Succession Planning. This is an area of future focus for the Board.

The Board has reviewed its performance and with a view to ensure strategic focus is maintained, will be increasing the number of Board meetings by an additional 4-5 per annum with specific focus on strategic issues and opportunities, allowing for the regular agenda requirements to be considered at the standing bi-monthly meetings.

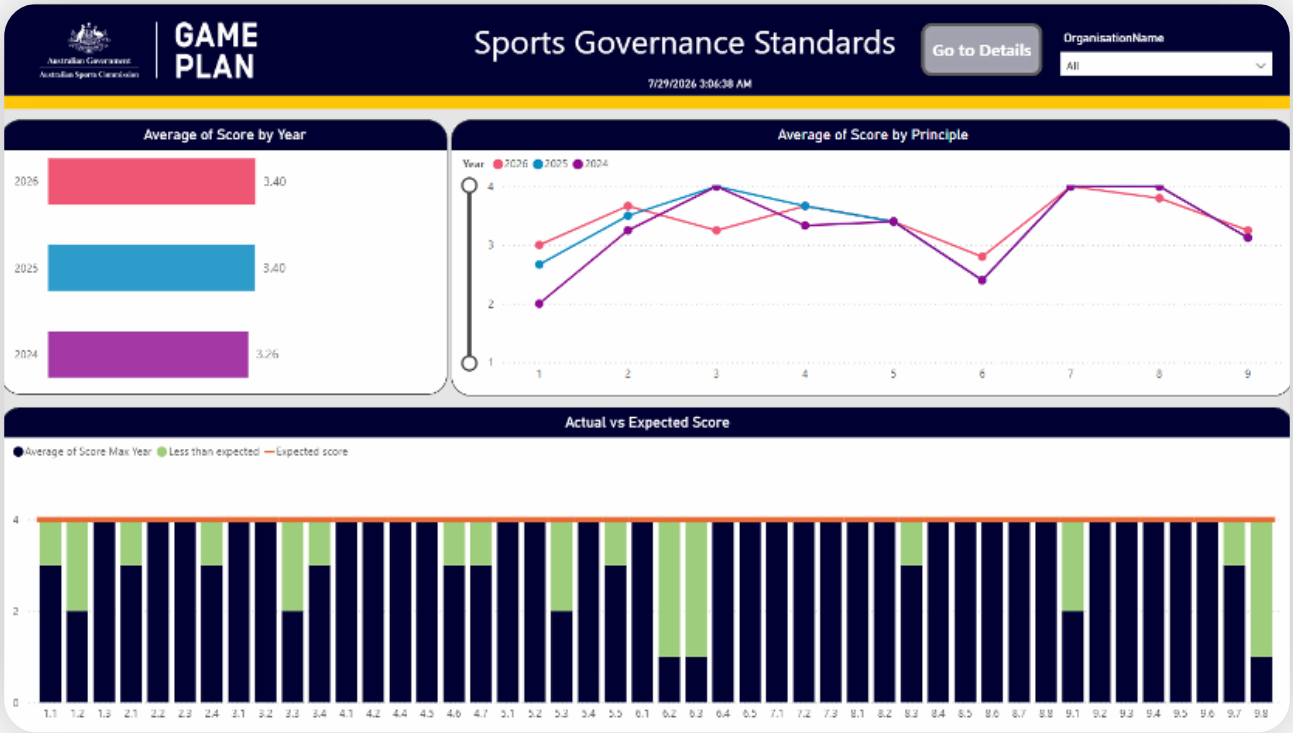

PEAK BODY REPRESENTATION

In recognition of our peak body status, SLSNSW was represented on various Government and industry-based committees, reference and advisory groups in 2025/26.

NEW SOUTH WALES

Surf Life Saving NSW has representatives on the following state-based committees and groups:

- NSW State Emergency Management Committee (SEMC)
- NSW State Rescue Board (SRB)
- NSW Policy Advisory Committee (PAC)
- NSW Rescue Training Advisory Committee (R-TAC)
- NSW Capability Development Sub-Committee
- NSW Coastal Safety Committee (Chair)
- Premiers Department Coastal Safety Round table
- The Emergency Services Spatial Information Group (ESSIC), which is run by the Emergency Information Coordination Unit (EICU) through the NSW Land and Property Information Department
- Regional Marine Rescue Sub-Committees, Regional Rescue Committees, Regional Emergency Management Committees and Local Emergency Management Committees across the state
- The Recreational Vessels Advisory Group (RVAG) (NSW Maritime)
- Sydney Business Chamber
- AIS Global ITAB - Industry Advisory Committee for the Public Sector
- SkillsIQ NSW ITAB - Industry Advisory Committee for Sport & Recreation
- NSW Office of Sport Child Safe Industry Sector Engagement Group
- Review of Mental Health Support for First Responders Advisory Group [Premiers Dept])
- NSW SEMC Training Advisory Group
- NSW Office of Sport Duke of Edinburgh International Award Advisory Group
- Premier's Department Review of Emergency Services Volunteering Reference Group
- Premier's Department Flood Rescue Working Group
- The NSW Emergency Service Interagency Aviation Working Group
- NSW Emergency Service Aquatic SAR Exercises (SAREX)
- Shark Incident Community Support Working Group
- National Emergency Worker Support Service Advisory Committee
- Youth Volunteer Project in Fire and Emergency Services (Public Skills Australia)

NATIONAL

Surf Life Saving NSW has representatives on the following external national committees:

- Australian Standards Committee CS-093 - AS 2416 Water Safety Signs and Beach Safety Flags
- A member of the Australasian Fire and Emergency Services Authorities Council (AFAC)
- AFAC Champions of Change
- AFAC Learning & Development Group
- Black Dog Institute's Emergency Worker Support Service Advisory Committee
- National Health and Medical Research Council (CPR Project) with the University of Sydney and Westmead Applied Research Centre
- A member of the Australian Association for Uncrewed Systems (AAUS)
- Australasian Fire and Emergency Service Authorities Council (AFAC) RPAS Working Group
- The Australian Association for Uncrewed Systems (AAUS) Diversity and Inclusion Working Group
- The AAUS RPAS Advisory Group

INTERNATIONAL

Surf Life Saving NSW is represented on the following international committees:

- The International Lifesaving Federation (ILS) is the world authority for drowning prevention, lifesaving and lifesaving sport. The ILS leads, supports and collaborates with national and international organisations engaged in drowning prevention, water safety, water rescue, lifesaving, lifeguarding and lifesaving sport.
- The International Standards Committee TC 145/SC 1 – ISO 20712 Water Safety Signs and Beach Safety Flags

OFFICE BEARERS & COMMITTEES

PATRONS

Her Excellency the Honourable Margaret Beazley AC KC, Governor of New South Wales and Mr Dennis Wilson

SLSNSW BOARD

Elissa Hancock*# (from 16/2/2026)
Peter Agnew AM ESM*# (to 10/11/2025)
Donald van Keimpema OAM* (Interim chair 11/11/2025 to 16/2/2026)
Glen Dunkley (from 7/11/2025)
Sue Hunt
Shannon Fox
Dr Dean Dudley CF
Anna Booth
Lisa Lennon
Joel Wiseman ESM (to 7/11/2025)
Paul Bolton
Steven Pearce AFSM~

STATE COUNCIL

Elissa Hancock* (from 16/2/2026)
Donald van Keimpema OAM* (Interim chair 11/11/2025 to 16/2/2025)
Peter Agnew AM ESM* (to 10/11/2025)
Rodney McDonagh ESM
Leslie Pepper
Matt Slattery
Bernadette Nicholson
Henry Scruton ESM
Rod McGibbon
Wilson Cregan
Anthony Rettke ESM (to 30/09/2025)
Andrew Edmunds ESM (from 30/9/2025)
Gunther Enthaler
Shane Wicks OAM
Gary Driscoll (from 17/2/2026 to 1/5/2026)
Peter Carney (from 1/5/2026)

EDUCATION STANDING COMMITTEE

Dr Dean Dudley CF*
Josh Douglas
Susan Neil
Paul Duignan
Jenny Taylor
Adrian Walsh
Scott Graham
Kim Rayner
Willow Forsyth
Natalie Neary
David Kowald
Stephen Perris

FINANCE, AUDIT & COMPLIANCE COMMITTEE

Paul Bolton*
Phillip Carter
Simon Byrne
Nadene Lee
DeArne McWhirter
Kelly Reedman
Peter Agnew AM ESM (to 10/11/2025)
Elissa Hancock (from 16/2/2026)

INVESTMENT ADVISORY COMMITTEE

Phillip Carter*
Lachlan Pike
Paul Bolton
Peter Agnew AM (to 10/11/2025)
Elissa Hancock (from 16/2/2026)
Stephen Bennett
Gary Mensforth
Angus Sippe

LIFE MEMBER STANDING COMMITTEE

Denise Lees OAM*
Jennifer Drury
Anthony (Tony) Haven AM
Kimball Holdom

LIFESAVING STANDING COMMITTEE

Joel Wiseman ESM* (to 7/11/2025)
Glen Dunkley* (from 7/11/2025)
Emma Gale (to 31/12/2025)
Jayne Morrison
Nicole Cooney
Stephen Foggett
James Crittenden
David Rope ESM
Glenn Matthews
Andrew McKellar ESM
Gunther Enthaler (from 1/5/2026)
Jaclyn Percy (to 2/5/2026)
Gordon Smith
Michael Bonnici (to 30/5/2026)
Simon Smith (from 1/6/2026)
Michael Chew
Kane Hughes (from 1/5/2026)
Christopher Briggs
Andrew O'Brien
Cameron Powell
Peter McErlain

MEMBER SERVICES STANDING COMMITTEE

Shannon Fox*
Maria Caldwell
Elissa Auzins
Bronwyn New (to 31/12/2025)
Robyn Wonson
Patrick Mullan
Natalie Browning
Sarah Jennings
Doug Hawkins
Sam Rawlings

RISK COMMITTEE

Erik Haggstrom*
Sophie Stokes
Lisa Lennon
Kris Beavis
DeArne McWhirter
David van Gogh
Richard Donaldson
Skye Storey

SURF LIFE SAVING SERVICES BOARD

Stephen Bennett*
Elissa Hancock (from 16/2/2026)
Peter Agnew AM ESM (to 10/11/2025)
Jacqueline Ross
Kris Beavis
Nadene Lee
Peter Macmahon
Alan Boydell

SURF SPORTS STANDING COMMITTEE

Donald van Keimpema OAM*
Debbie Pawsey
Garry Howe
Rhys Davies
Greg Pilkington
Jeffrey Horn
Sandra Slattery
Tara Neal
Hayden Smith
Anthony Hilliger (to 1/5/2026)
Matt Westcar (from 1/5/2026)
Michele Cole
Elise Moore
Jackson Borg
Susan McCaughtrie
Scott McCartney
Louis Tassone

MERITORIOUS AWARDS COMMITTEE

Anna Booth*
Cameron Simpson
David Ellis ESM
David Olsen
Julie Wilcox ESM

NOMINATIONS COMMITTEE

Ian Fullagar*
Peter Agnew AM ESM (to 10/11/2025)
Elissa Hancock (from 16/2/2026)
Rod McDonagh ESM (to 16/8/2025)
Matt Slattery (from 10/11/2025)
Eric Haggstrom

SURF BOAT PANEL

Greg Heard
Peter Spence
Sue Hunt
Mick Lang
Nathan Spinner

INTERSTATE SURFBOATS

Greg Heard - Manager
Nikki Berry - Manager

NSW TEAM SELECTORS

Glenn Beveridge
Amy Somes
Steve Marley
Michael Wasley
Scott McCartney

OCEAN/BEACH INTERSTATE MANAGEMENT

Hannah Minoghue - Head Coach
Michael Gedz - Coach
Tara Coleman - Coach
Richard Green - Manager
Maddie Spencer - Manager

NSW TEAM SELECTORS - IRB

Jayson Elkins
Adrian Futterlieb
Steve Strong
Stacey Gay
Guyren Smith

IRBs INTERSTATE MANAGEMENT

Jayson Elkins - Coach
Adrian Futterlieb - Coach
Steve Strong - Manager
Stacey Gay - Manager
Guyren Smith - Manager

YOUTH PATHWAY

Michael Clues - Head Coach
Hannah Minoghue - Coach
Michael Gedz - Coach
Scott McCartney - Coach
Richard Green - Manager
Tara Coleman - Manager

POOL RESCUE

Richard Green - Coach
Renae McNamara - Coach

*Chair
Australian Councillor
~Ex offico

SENIOR LEADERSHIP TEAM



Phil Ayres
Chief Operating Officer



Donna Wishart
General Manager
Communications and
Partnerships



Louise Cooke
General Manager Culture
and Capability



Brent Manieri
General Manager Public
Safety and Emergency
Management



Rebecca Reurich
Chief Financial Officer



Matthew Ingersole
Chief Information Officer



Lisa Thomsen
General Manager People
and Culture



Phillipa McNamara
Commercial Services
Operations Manager

GOVERNMENT ENGAGEMENT

Surf Life Saving NSW acknowledges and thanks the NSW Government, the Australian Government and local councils for their continued investment in our mission. Their support strengthens our ability to provide lifesaving services, coastal safety programs and community education initiatives that help keep people safe in and around the water.

NSW OFFICE OF SPORT

Capital Facility Development Program

The Surf Club Facility Grant Program was established 21 years ago to assist SLSCs develop their facilities to increase the usage, safety and participation in Surf Life Saving and the use of Surf Life Saving facilities by the general public, community groups and club members.

In July 2021, the grant was extended for a further four years and in 2022, the funding pool for the program was increased to $5.25M. In 2025/26, 46 clubs shared in a total of $5.4M (which included a carried forward surplus from a previous year), with grants of up to $1 million allocated to projects, in particular, that encourage participation by women and girls, people with disability, First Nations peoples, people from culturally and linguistically diverse communities, and LGBTQIA+ members.

Over the past 21 years over $60M has been provided to SLSCs to upgrade their facilities for the use of members and the public.

Organisation Support Program (OSP)

The Office of Sport also provides SLSNSW a total of $390,000 over two years ($195,000 in 2025/26) under the OSP. SLSNSW was able to utilise this funding to deliver Surf Sports Pathway Development programs for our emerging elite athletes. Funding was also provided to assist with organisational governance projects.



Minister Dib with Maroubra volunteers



Surf Club Facility Grant announcement - Wanda SLSC

PREMIER'S DEPARTMENT

Surf Life Saving NSW Funding Grant

We are grateful to the NSW Government for continuing to support volunteers through the Surf Life Saving NSW Funding Grant.

In 2023 the Premier announced an additional $23M over four years to significantly upgrade SLSNSW's ability to save more lives through a suite of new and existing programs and equipment to support the efforts of volunteer lifesavers, both on patrol and responding to emergencies beyond the red and yellow flags in addition to increased direct support to clubs through the Surf Club Facility Program.

This grant provides vital funding for infrastructure and equipment which supports the delivery of surf life saving services in NSW, including the Coastal Radio Network, lifesaving gear and equipment grants to all 129 clubs, operational rescue watercraft and vehicles and a network of Emergency Response Beacons.

Funding was also applied this year to support the Beach to Bush program across NSW, ensuring our volunteer educators were able to travel to multiple regional in-land locations to present key surf safety messages to more than 9,500 school students.

FEDERAL GOVERNMENT

We would like to acknowledge the support of the Australian Government in providing $10,000 to each of our 129 surf clubs in NSW through the Beach Safety Equipment Fund. This funding enables our clubs to purchase vital lifesaving and rescue equipment.

POLITICAL ENGAGEMENT

NSW Parliamentary Friends of Surf Life Saving

The NSW Parliamentary Friends of Surf Life Saving was chaired by the Member for Coogee, Dr Marjorie O'Neill MP, alongside Co-Deputy Chairs Adam Crouch MP and Liza Butler MP.

The group met on several occasions during 2025/26, including hosting a Volunteer Recognition event at Parliament House in November.

SLSNSW would like to acknowledge and thank Dr Marjorie O'Neill and all Parliamentary Friends for their ongoing commitment to our volunteers.

Government Support

Surf Life Saving NSW would like to thank the NSW Premier and Ministers in key portfolios who have supported the work of the organisation throughout the year.

We would particularly like to thank the Minister for Emergency Services, the Hon Jihad Dib MP, who has attended various member and community events throughout the year. Thanks also goes to NSW Premier, Chris Minns who attended the official Raising the Flags ceremony in September 2025 at Dixon Park SLSC in Newcastle.

Thank you also to the local MPs and coastal councils including Lake Macquarie Council and Midcoast Council, who supported our NSW Championships at Swansea Belmont in February and our Country Championships at South West Rocks in January.



Premier Minns - Raising the Flags



VOLUNTEER RECOGNITION DAY

NSW Parliament House again turned red and yellow for the annual Volunteer Recognition Day on 19 November 2025. MPs from all over the state and our Parliamentary Friends group met some of our outstanding volunteers and nippers, shared a sausage sandwich and thanked our members for all they do to keep people safe on and off our beaches.

DEPARTMENT OF PRIMARY INDUSTRIES AND REGIONAL DEVELOPMENT (DPIRD)

Shark Management Strategy

SLSNSW and the Australian UAV Service continued to support the NSW Government's Shark Management Strategy with Australia's largest coastal Uncrewed Aerial Vehicle (UAV) program. The $3M funding from the NSW Department of Primary Industries and Regional Development allowed the program to operate at 63 beaches during summer for shark mitigation along the NSW coastline, enabling SLSNSW to employ more than 350 pilots and instructors and deliver more than 100,000 flights in total for surveillance operations.

Special thanks to the NSW Government which continued to support the collaboration between the DPIRD and Surf Life Saving NSW, for UAV coastal surveillance and shark management.

The Department also supported SLSNSW through the rock fishing safety grant ($298,590). This grant has allowed SLSNSW to reach over 1,500 members of the community through seven dedicated workshop days, to educate them in safety practices when rock fishing. It also enabled each participant to be provided with a free life jacket.

OUR SHARED FOCUS





REDUCING DROWNING IN UNPATROLLED LOCATIONS

IMPROVING THE MEMBER EXPERIENCE

SUPPORTING CLUB SUSTAINABILITY

OPTIMISING STRUCTURES, RESOURCING AND DIGITAL INFRASTRUCTURE FOR OUR FRONTLINE

ENSURING OUR ONGOING RELEVANCE AND VALUE TO THE COMMUNITY

REDUCING DROWNINGS IN UNPATROLLED LOCATIONS

RESEARCH AND EMERGING RESCUE CAPABILITY

Partnerships with universities and other organisations progressed projects including real-time rip identification and research into risk at rock platforms and unpatrolled locations. These projects explore how new technology and better data can support earlier identification of hazards and faster intervention. The work also strengthens the connection between research outcomes and practical frontline lifesaving operations.

ROCK FISHING SAFETY PROGRAM

Across the project, 1,500 lifejackets were distributed, including through 9 Gone Fishing workshops reaching 2,000 participants from over 50 CALD backgrounds, supported by 40+ partner organisations.

The program delivered 80 education sessions reaching 3,000 people, 8 safety stalls engaging 5,500+ community members, and shared 11,500 resources through events and 20 tackle and bait stores in high-risk zones. It also delivered 3 in-water classes across 2 high-risk LGAs, Randwick and Sutherland Shire, plus 1 community session in Parramatta.

A one-month Lifejacket Library trial was established at Des Renford Leisure Centre in Randwick, offering free QR code-based lifejacket borrowing, fitting advice and rock-fishing safety information.



COMPLETION OF THE ERB INSTALLATION PROJECT

SLSNSW completed the Emergency Response Beacon (ERB) installation project, expanding public access to emergency assistance at high-risk and unpatrolled coastal locations. The beacons provide a direct communication link to the State Operations Centre, supporting faster incident identification and response. There is now a total of 67 operational ERBs across NSW.

There was a total of 413 ERB activations in 2025/26, of which 74 were emergency activations requiring an operational response.



PUBLIC RESCUE EQUIPMENT AND UNPATROLLED LOCATION PLANNING

Work has been done to identify current PRE locations and types across NSW and to plot them via GIS. This work has helped to identify high-risk unpatrolled locations and apply the SLS Public Rescue Equipment Standard to guide the type and placement of equipment. Testing of different types of PRE for use across different environments and conditions remains ongoing but proposed enhancements included adding fins and trauma kits to rescue tube boxes and using incident, risk and visitation data to better prioritise investment. This provides a stronger evidence base for supporting councils and communities responsible for locations outside traditional patrol areas.

COASTAL INSIGHTS AND RISK-BASED DECISION MAKING

SLSNSW continued development of the Coastal Insights dashboard, bringing together relevant data to support more informed decision-making. Work progressed to improve access for clubs and branches and position the dashboard as a central location for information on high-risk and unpatrolled locations with the inclusion of the use of people-movement data to better understand when and where coastal risk is highest. The project was also presented at the State Conference and discussed with SLSA as a potential national capability.

COASTAL CAMERA, PEOPLE MOVEMENT AND DATA PROJECTS

SLSNSW continued the Surfline coastal camera project and progressed the use of people-movement data to better understand when and where coastal risk is highest. The project and associated data standard were presented at the National Water Safety Summit, with the data standard being used to inform the required fields as part of the core systems re-write. This work supports the longer-term development of predictive and real-time risk tools for unpatrolled beaches, rock platforms and other high-risk locations.



SEARCH AND RESCUE EXERCISES (SAREX)

Surf Life Saving NSW continues to participate in state-based multi-agency Search and Rescue Exercises (SAREX) along the NSW coastline led by Marine Rescue NSW and coordinated by NSW Police Marine Area Command (MAC).

SAREX operations demonstrate the coordinated capabilities of SLSNSW volunteers, rescue watercraft (jet skis), Inflatable Rescue Boats (IRBs), Duty Officers, UAV operators, and local Club Emergency Call-Out Teams, with oversight and evaluation provided by SLSNSW Emergency Management Coordinators.

PUBLICLY ACCESSIBLE SHARK BITE TRAUMA KITS

Following a spate of shark incidents along the NSW coastline, Surf Life Saving NSW committed to installing a Shark Bite Trauma Kit at each of its 129 surf clubs across the state.

The trauma kits are affixed to the external wall of each NSW surf club where, in the event of a reported shark incident, and in the absence of a lifesaver or lifeguard on duty, members of the public will be able to apply emergency first aid until first responders arrive on scene.

An additional 51 trauma kits have been attached to Emergency Response Beacons (ERB) across NSW.



INCIDENT MANAGEMENT TEAM CAPABILITY GROWTH

Significant investment continues to be directed towards the Rescue Services framework, aiming to strengthen support for volunteers and ensuring a 24/7/365 coastal aquatic emergency response capability. More than 292 Duty Officers (Forward Commanders) have undergone training, with the vast majority achieving PUASAR012 Control a Level 1 Incident (qualification for Search and Rescue).

Additionally, partnership programs with the NSW SES enable ongoing delivery of land-based swiftwater and floodwater rescue and recovery training. The training ensures that existing and new members of the SLSNSW Flood Operations Group maintain the competencies required for dynamic rescue environments. SLSNSW currently has 298 trained land-based operators, 48 of these have been trained in In Water Flood Rescue.

IMPROVING THE MEMBER EXPERIENCE



NATIONAL VOLUNTEER WEEK VIDEO WRAP

For the first time in 2025/26, SLSNSW marked National Volunteer Week with a personalised video campaign recognising the contribution of our 20,000+ patrolling members. Members received an individual video celebrating their season, highlighting their patrol hours alongside their broader involvement through roles, awards, programs and surf sports.

The campaign provided a new way to recognise members at scale while making the acknowledgement personal and meaningful to each volunteer. Members were encouraged to share their video with family, friends and their broader networks, helping celebrate the contribution of our patrolling members while showcasing the many ways people can get involved in Surf Life Saving.

VOLUNTEER SATISFACTION SURVEY

The 2025 Volunteer Satisfaction Survey continued to strengthen SLSNSW's evidence base for improving the member experience, with more than 7,800 members nationally contributing feedback across 318 clubs. The results showed overall volunteer satisfaction had increased slightly, with 71% of respondents reporting they were satisfied with their experience.

The survey provided valuable insight into what supports members to stay involved, including autonomy, inclusion in decision-making, respectful club culture, quality training and development, and motivational leadership. Findings were shared through state, branch and club-level reporting to help clubs better understand their local results and identify practical opportunities to strengthen volunteer experience, retention and leadership culture.

ASSESSING APP

Use of the Assessing App continued to grow across the 2025/26 season, reflecting ongoing work to reduce administrative burden for trainers, assessors, facilitators and education teams. The number of clubs using the App increased from 63 in 2024/25 to 107 in 2025/26, with usage expanding across 11 branches.

Assessment activity also increased significantly, with 490 assessment events completed through the App in 2025/26 compared with 241 the previous season. This growth supported more consistent assessment administration, improved visibility of assessment activity, and continued progress toward more streamlined training and education systems for volunteers.

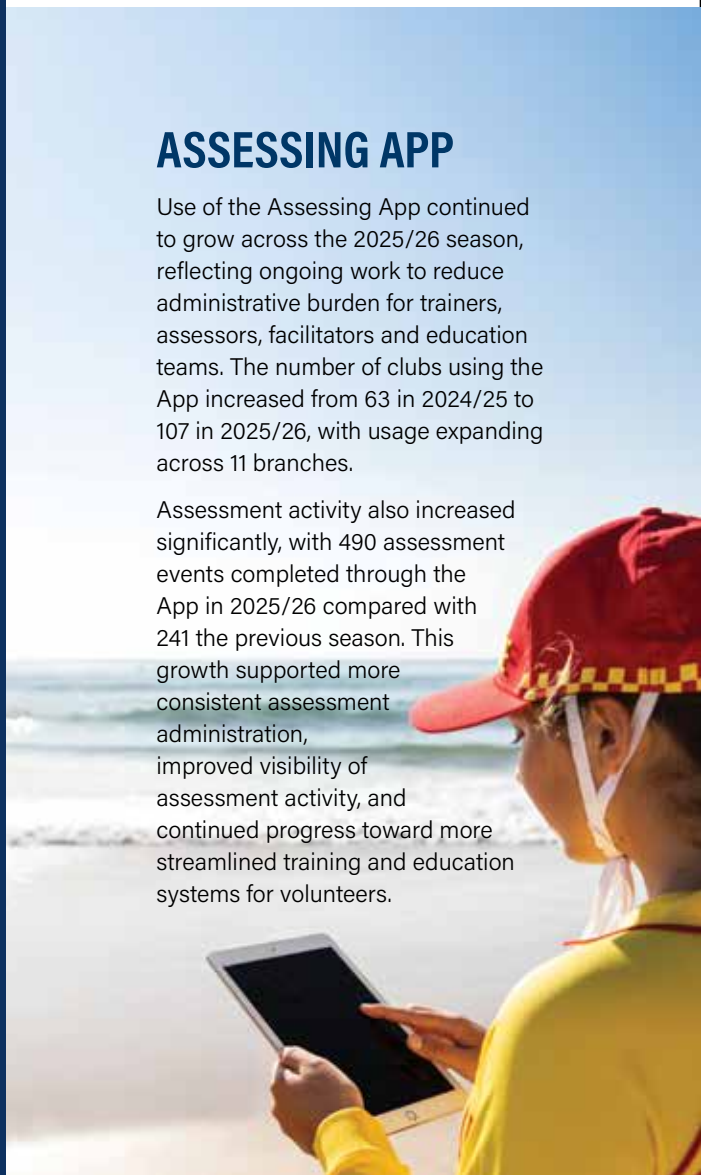

NSW PATHWAYS ACADEMY PROGRAM

Following a March 2025 strategic review of the NSW Surf Sports Academy program, SLSNSW transitioned to a centralised, SLSNSW-led camp model in 2025/26 — and the results speak for themselves: the newly rebranded NSW Pathways Academy attracted 120+ applications, with 80 athletes selected across Water and Beach disciplines from every region of NSW.

The program delivered its first residential camp in August 2025, led by a group of senior coaches, before building further in May 2026 under an expanded coaching panel and a new Athlete Mentoring cohort of elite surf sports athletes who mentored the current cohort, reinforcing the Academy's peer-to-peer, athlete-centred culture.

The Pathways Academy Camps were also an opportunity for developing future Pathways coaches with a concurrent coach development stream mentoring accredited coaches alongside the athlete program.





EMERGING LEADERS PROGRAM

The Emerging Leaders Program continued to support the development of Surf Life Saving's future volunteer leadership pipeline, helping members build the confidence, skills and networks needed to progress into leadership roles within their clubs, branches and the broader movement.

Across the 2025 pilot cohorts, 23 participants from NSW plus 25 participants from South Australia and Tasmania took part in the program, with evaluation showing positive improvements in leadership readiness, self-confidence and understanding of development pathways. The program also supported SLSNSW's broader focus on strengthening inclusive, capable and sustainable leadership across the organisation.

18-25 PROGRAM RETURNS

SLSNSW delivered two pilot 18–25 programs, bringing young members together to build connections, explore lifesaving pathways and develop confidence and practical skills through hands-on experiences. The program was designed as a distinct offering from the Emerging Leader Program, with a stronger focus on practical learning, shared experiences and building networks across the movement.

Across the two pilots, 37 young members participated, with consistently strong feedback around sessions that were practical, engaging and easy to connect back to club life. Highlights included a helicopter base visit, interactive emergency management and Change Makers sessions, Core Crew, and informal social activities such as trivia, music bingo and a swim and dinner at Bondi, which created opportunities for participants to build genuine connections with one another.



2025/26 CTO FORUM

More than a decade since the group last came together, more than 160 Chief Training Officers (CTO) and education leaders from surf clubs across NSW attended the 2025/26 CTO Forum in May 2026. The forum created an opportunity for club education leaders to connect, share challenges and help shape practical priorities for the coming season.

Key outcomes from the forum included a stronger focus on reducing administration through expanded use of the Assessing App, improved induction and support for new CTOs, development of Communities of Practice, and additional education administration support.

SUPPORTING CLUB SUSTAINABILITY

CLUB CAPABILITY PROGRAM

SLSNSW continued to deliver the Club Capability Program, providing targeted support to clubs requiring additional assistance with sustainability, governance, membership, lifesaving capability and operational planning. Over an 18-month period, engagement across 52 clubs helped build a clearer evidence base for identifying capability needs and directing support where it was most required.

The program supported a range of practical initiatives, including committee structure guidance, recruitment support, community engagement resources and club-specific planning. Several clubs demonstrated sufficient improvement to exit the program, while the broader review of the program informed a revised tiered approach for 2026/27, ensuring support remains targeted, proportionate and aligned to each club's circumstances.

MEMBER UAV PROGRAM

Over the past financial year, the UAV membership program continued to grow significantly, with more Surf Life Saving clubs investing in UAV capability and expanding their operational readiness. This growth has been supported by an increase in qualified UAV instructors, strengthening our capacity to train, mentor and sustain a skilled volunteer workforce across the state.

3,105 FLIGHTS

873 FLIGHT HOURS

444 VOLUNTEER UAV PILOTS

44 VOLUNTEER PILOT INSTRUCTORS

11 SEARCH AND RESCUES CONDUCTED

SUPPORTING CLUBS AND BRANCHES

SLSNSW continued working directly with clubs and branches through equipment support, capability reviews, specialist training and Rescue Services planning. Administration of the Club Lifesaving Equipment Grant supported clubs to access priority lifesaving equipment, while branch engagement helped identify training, rostering and operational gaps. This work strengthened the connection between state-level investment and the practical requirements of frontline services.

SURF CLUB FACILITIES PROGRAM

The 2025/26 Surf Club Facilities Program saw 61 individual projects across 46 surf clubs – more than a third of those in NSW – receive funding as part of the NSW Government's $5.4 million commitment to modern, accessible facilities for volunteer lifesavers.

The Program allows surf clubs in NSW to create new and upgrade existing facilities that improve the quality of the facilities, increase the use to the community, remove barriers to participation within the movement, and improve the sustainability of the club.



Minister Kamper announces $5.4M in surf club grants

LIFESAVING CPR

The rollout of Lifesaving CPR was a major education and lifesaving priority in 2025/26, supporting members to maintain contemporary CPR capability through updated online and practical skills maintenance requirements. The rollout required significant coordination across SLSNSW, branches, clubs and volunteer education teams, with more than 20,600 members completing Lifesaving CPR through skills maintenance.

SLSNSW also provided targeted support to clubs and branches, including communications, education support and grant assistance to help clubs access the equipment required for delivery. More than 99% of affected Trainers, Assessors and Facilitators completed the required training, helping ensure clubs had the local capability needed to deliver Lifesaving CPR at scale. SLSNSW acknowledges and thanks the volunteer TAF network for the time, knowledge and commitment invested in supporting this rollout and continuing to build capability across the movement.

VOLUNTEER TAF CAPACITY

SLSNSW continued to strengthen volunteer training capacity across the state, with 940 Trainers, Assessors and Facilitators (TAFs) endorsed during the season. This included 824 returning TAFs, representing a 92% retention rate, alongside 116 newly endorsed TAFs completing the process for the first time.

This growth reflects a sustained focus on building local education capability within clubs and branches. TAF capacity increased by almost 24% over the past three years, compared with patrolling membership growth of almost 7% over the same period. Year-on-year, the endorsed TAF network grew by approximately 5%, supported by 167 members completing the Training Officer Certificate and 69 members completing the Assessor Skill Set.

MEMBER RECRUITMENT CAMPAIGN

This season SLSNSW piloted a targeted online recruitment campaign to support priority clubs with an identified need to grow their patrolling membership. The campaign focused on attracting new Active and Award members by showcasing the broad range of roles available on patrol, including both water-based and on-beach roles such as first aid, UAV and radio operations.

Working with participating clubs, SLSNSW delivered targeted social media advertising, dedicated club landing pages, and tailored recruitment information all which was supported by a centralised process at SLSNSW to capture and follow up prospective members. The campaign provided priority clubs with additional recruitment support while promoting an inclusive message that there is a place for people with different skills, backgrounds and interests within Surf Life Saving.



PARTNER CLUB PROGRAM

The Partner Club Program was continued as part of the broader Club Capability Program, supporting clubs requiring additional patrolling assistance by connecting them with patrol teams from other clubs able to provide relief on agreed dates.

Across the season, seven clubs received support through the program for two full weekends. Two of these clubs received partial support, with patrol teams able to cover two of the requested days. The program provided practical relief for clubs under pressure, while also creating opportunities for members to patrol in different environments, build relationships across clubs and contribute to a stronger statewide lifesaving network.

OPTIMISING STRUCTURES, RESOURCING AND DIGITAL INFRASTRUCTURE FOR OUR FRONTLINE

SAIL PROJECT UNDERWAY

The Surveillance AI for Lifesaving (SAIL) project progressed into operational trials, with five AI-enabled cameras installed at Little Bay and Kiama Blowhole. SAIL to date has notified of two individual incidents and resulted in the rescue of three rock fishers swept into the water.

SAIL represents a significant advancement in coastal safety, harnessing artificial intelligence and innovative camera-based platforms to identify incidents at unpatrolled and high-risk locations, enhancing our ability to prevent tragedies and save lives.

It is a scalable network that can be deployed anywhere in NSW, including the most remote and unpatrolled beaches.

The 14-month trial began in September 2025 and will conclude in November 2026.





RWC TRAINING AND RESCUE SERVICES CAPABILITY

Four SLSNSW Rescue Water Craft (RWC) courses were delivered in addition to any training delivered directly by branches. The courses increased the number of qualified operators available to support patrols, emergency responses and search and rescue operations. This strengthened local Rescue Services capability and provided branches with a larger pool of trained personnel for proactive and emergency deployment.

RESCUE EQUIPMENT AND PPE IMPROVEMENTS

Fourteen new RWCs were supplied and fitted with operational PPE and rescue equipment, including helmets, PFDs, personal locator beacons, fins, first aid kits and knives. Members who completed training and joined Rescue Services were also provided with wetsuits. This ensured the investment in new craft was supported by appropriately equipped operators and improved the safety and readiness of RWC services across NSW.

INTER-CAD EMERGENCY MESSAGING SYSTEM

The SLSNSW Inter-CAD Electronic Messaging System (ICEMS) client continued to strengthen operational coordination between SLSNSW and our ICEMS partners to include the NSWPF and the NSW RFS, both offering two-way ICEMS between agencies. SLSNSW has also commenced ICEMS discussions with SES, FRNSW and NSW Ambulance.

REVIEW OF PATROL AND SERVICE STRUCTURES

Work progressed on reviewing Lifesaving Service Agreements and patrol rostering models to provide greater consistency while retaining controlled flexibility for clubs. Different service arrangements, including the shared IRB use and Rescue Services assistance were considered to identify opportunities for a more flexible and risk-based approach.



LAWIFI

Since December 2025, Surf Life Saving NSW has been trialling the Large Area Wi-Fi (LAWIFI) system at Garie Beach, Wattamolla Beach and Warriewood Beach in partnership with the Connectivity Innovation Network.

Mobile coverage at these beaches can be limited due to terrain and distance from infrastructure. LAWIFI is a portable Wi-Fi system designed for such conditions, supporting our teams during patrols and incident responses.

This innovative device has been developed through the Connectivity Innovation Network, an NSW Government-supported initiative that brings together researchers, industry and emergency services.

ADVANCED IRB AND LIFESAVING SKILLS DEVELOPMENT

Six Advanced IRB programs and two Lifesaving programs were delivered during 2025/26. The programs strengthened lifesaving skills, board and tube use, rock rescues, advanced driving, crewing, surf negotiation and rescue capability across NSW, while providing members with a pathway into higher-level operational and leadership roles. Delivery in metropolitan and regional locations also helped increase the availability of experienced IRB personnel within clubs and branches as well as giving members valuable rescue skills and exposure to other SLS assets including RWCs and UAVs.



ENSURING OUR ONGOING RELEVANCE AND VALUE TO THE COMMUNITY

BEACH TO BUSH AND BIG BEACH WEEK

These programs aim to improve primary school students' beach safety knowledge and skills before the summer holidays begin. Beach to Bush is a face-to-face presentation program for schools and students in regional NSW, delivered by experienced lifesavers. Big Beach Week provides resources for teachers to support classroom learning and help them teach their students about beach safety. Beach to Bush has a 32-year history and has reached more than 290,000 students in total.

Beach to Bush: Engaged 84 schools and 9,489 students 130 sessions directly. In 2025, 27 presenters travelled more than 16,000 km across NSW.

Big Beach Week: Engaged 120 schools and 18,032 students.

SLSNSW RAP PLAN

Surf Life Saving NSW partnered with Reconciliation NSW to begin its journey toward a Reflect Reconciliation Action Plan (RAP).

Reconciliation NSW is the peak body for reconciliation in the state, bringing together First Nations and non-Indigenous people to build a fair, respectful and culturally strong NSW.

Through this partnership, SLSNSW will connect with resources, networks and community voices that strengthen reconciliation. It will support us to continue to build cultural awareness across the organisation, empower our members, volunteers and staff with tools for inclusive practice, and engage in shared learning that deepens respect and connection across our communities. This work will guide meaningful and sustainable change at every level of SLSNSW.

Our Reflect RAP marks the first step in strengthening our commitment to learning, listening and creating safer, more inclusive spaces for Aboriginal and Torres Strait Islander peoples.



ROYAL VISIT

The Duke and Duchess of Sussex, Harry and Megan, dropped by the iconic Bondi Beach in April as part of their Australian tour to meet some of our volunteer lifesavers.

The pair took the time to thank the lifesavers for their heroism during the Bondi attacks in December and extend their appreciation to volunteers all over the state for their efforts in keeping the coastline safe during the 2025/26 patrol season.

BUSINESS SYDNEY SHOWCASE

Business Sydney hosted Surf Life Saving NSW in October 2025 for a business showcase, shining a spotlight on the commercial services offered by the organisation. The Hon. Jihad Dib was a keynote speaker, with the Minister for Emergency Services effusive as ever about the incredible contribution Surf Life Saving makes to the community.

Business, government and community leaders were exposed to the depth of SLSNSW's commercial offerings in the areas of first aid training, event safety, advanced drone capability and professional lifeguard services.

RED AND YELLOW DAY

The inaugural Red & Yellow Day - a nationwide celebration to recognise the thousands of Surf Life Saving volunteers who dedicate their time to keeping our beaches safe – was held on 4 March 2026.

Key landmarks across Sydney were lit up to recognise the occasion, with the new Sydney Fish Market, the International Convention Centre, Town Hall in the heart of the CBD, and Tumbalong Park going red and yellow for the evening in support of the hundreds of thousands of volunteers who give their time to keep their communities safe.

Highlights also included the Westpac Lifesaver Rescue Helicopter making a pair of landings in Maroubra and Elanora Heights to visit public schools, the pedestrian crossing in Bondi – one of the nation's most iconic beaches – turning red and yellow, and some huge support out of the state's politicians who donned the colours as well.





MEDIA ACTIVITIES

Profile, presence and position are the three pillars with which the media strategy is developed and was rolled out during the 2025/26 season for Surf Life Saving NSW.

Surf safety messaging, member stories and achievements, and operational responses to incidents shaped our social, digital, and traditional media presence, maintaining our 86,000-strong volunteer membership's position as trusted leaders in aquatic and beach safety in the community.

In 2025/26, SLSNSW achieved an estimated $161 million in media coverage value, calculated using Advertising Value Equivalent (AVE). This was a near 80% jump on the figure from the previous reporting year and was heavily influenced by an operationally active January period.

Instagram and Facebook both achieved engagement figures of approximately 3.8 million people in 2025/26, a spike of 50% (Facebook) and 15% (Instagram) on 2024/25. Follower growth was also steady across all platforms, with Instagram and LinkedIn the standouts – increasing by 15% by the end of the 2025/26 reporting period.

COMBINED SOCIAL MEDIA REACH 7.92M

MEDIA MENTIONS 18.8K

MEDIA VALUE GENERATED $161M

MEDIA RELEASES 96

WEBSITE VIEWS 750K

PARTNERSHIPS

Surf Life Saving NSW would like to thank all of our partners for their dedicated commitment towards our cause.

They are vital in supporting us to fulfil our mission of saving lives, creating great Australians and building better communities whilst supporting the delivery of our initiatives across the state.

Throughout the year, our partners assisted us in developing members' vital lifesaving skills, educating at-risk communities and fostering our future generation of lifesavers through the delivery of crucial surf sports, community education and member development events and programs.

These are all essential deliverables that contribute towards us achieving our vision of zero preventable lives lost along the NSW coastline.

We continued to work with our longest standing Major Partner, ClubsNSW as they demonstrated their dedicated support of Surf Life Saving NSW. Under the 'Your local club' brand, ClubsNSW maintained its position as the Naming Rights Partner of the NSW Surf Life Saving Championships and as supporting partner of the NSW Country Championships which are key events for our members to put their lifesaving skills into practice and participate at their competitive best. ClubsNSW also again supported the 2025 Beach to Bush program.





Ingenia Holiday Parks supported SLSNSW programs and initiatives at a grassroots level, as well as broader state-wide sporting events including both NSW Surf Life Saving Championships and NSW Country Championships.

Ingenia's contributions to these programs supports SLSNSW in developing our lifesavers of the future, many of whom patrol the same beaches that are visited regularly by Ingenia's park guests.

Sharkskin played a vital role in ensuring SLSNSW members are given the opportunity to hone their rescue skills during the non-patrolling months of the year, gaining invaluable experience participating in simulated rescue scenarios through their association with Inflatable Rescue Boat (IRB) events. Sharkskin collaborated with SLSNSW to bring the three Premiership rounds and the Championships round of the 2025 Sharkskin NSW IRB Series to Warilla-Barrack Point, Terrigal, Swansea Belmont and Fingal Beach Surf Life Saving Clubs respectively.



Surf Life Saving NSW proudly announced ABE's Bagels as the Official Youth Partner, supporting multiple initiatives across the entire year. These included the Awards of Excellence, equipment and merchandise support at a club level for their Nippers program, NSW Surf Life Saving Age Championships and Junior Lifesaver Of The Year.

This partnership is critical in ensuring SLSNSW is able to continue its vital work educating the community and facilitating lifesaving events.



OUR PARTNERS

CLUBSNSW

Established in 1920, ClubsNSW is the peak representational body for the NSW club industry. ClubsNSW represents more than 1,200 member clubs and makes an important contribution to state and national policy direction, including the development of industry-specific legislation relating to alcohol, gambling, taxation, and industrial relations. In addition to these services, ClubsNSW executes media and PR communications, tailored training solutions, financial services, events, and responsible gambling services.

The Association's purpose is to put the interests of clubs and their communities first.

ABE'S BAGELS

ABE'S Bagels have been making authentic bagels since 1996, and are the proud Official Youth Partner of Surf Life Saving NSW, backing the next generation of lifesavers who keep our beaches safe. They believe saving lives starts with a big bagel breakfast, so from training to competitions they're there fuelling little lifesavers through the early starts, big efforts and even bigger appetites!

Nippers is where a lot of great lifesavers get their start, and they're proud to be the ones keeping them fed along the way. Put it on a bagel!

INGENIA HOLIDAY PARKS

With over 35 holiday parks along the East Coast of Australia, Ingenia offers the experience of staying at some of the most iconic and unique destinations in Queensland, New South Wales and Victoria, with the perfect accommodation to suit you and your family or group. Ingenia has a variety of accommodation options to make your next getaway unforgettable, so whether you're planning some family fun, an Aussie escape or taking off on the infamous 'lap', choose Ingenia Holiday Parks and you'll experience an unforgettable getaway.

SHARKSKIN

The Sharkskin brand was founded in Australia to address the need for divers to stay warm during and after a dive. The range rapidly expanded from dive specific products into all water sports categories, with Sharkskin's range of products now found in most of the major markets around the world. With a focus on quality and embracing the latest fabric technologies and design ideas available, the makers of Sharkskin are committed to providing customers with a technically superior range designed to become an indispensable part of any enjoyable active water sports experience or activity.

JJ LAWSON

JJ Lawson are a dedicated Customs, Freight and Transport business, established in 1975. For over 20 years JJ Lawson have worked closely with Surf Life Saving NSW, supporting State and Country surf lifesaving carnivals by providing transport and storage facilities.

PEOPLE & CULTURE

OUR PEOPLE

Our people are fundamental to the successful delivery of our programs and initiatives. Throughout the year, Surf Life Saving NSW and Surf Life Saving Services have continued to support employees to feel energised, empowered and motivated to perform at their best. This has been achieved through targeted training and development programs aligned with our operational needs, the implementation of two HRIS platforms (Employment Hero and foundU) to improve employee management, and continued refinement of our staff review process and Employee Engagement Survey.

Additionally, People & Culture continued to provide strong support across the organisation, with a particular focus on the growth of the Culture & Capability and AUAVS teams, which will be a big focus of the 2026/27 season..

TRAINING AND DEVELOPMENT

Training and development opportunities provided to employees via Australian Institute of Management (AIM) and other providers included Project Management Essentials, Cybersecurity Advanced, Finance Fundamentals, Social, and Governance, 7 skills for Sales Success, New Leader, Emerging Leader, Excel for Business, Power BI Fundamentals for Business, Manage People Effectively, AI Training and Psychological Safety Compliance training.

STAFF WELLBEING

One of the most valued employee benefits is the free Employee Assistance Program (EAP). SLSNSW partners with provider Converge for critical incidents and everyday staff counselling requirements. Many of our staff are in roles such as Lifeguards, UAV Pilots and State Operations Centre which have a higher risk of exposure to critical incidents and traumatic events. Surf Life Saving NSW has an established Wellbeing team who conduct wellbeing check-ins with staff involved in incidents at periodic intervals and arrange specialised wellbeing and / or counselling services where needed.

OTHER INITIATIVES

As part of ongoing wellbeing initiatives, Surf Life Saving NSW continued to offer annual complimentary Flu vaccinations to employees either onsite or via a local participating pharmacy, providing flexibility and convenience to support employee health and wellbeing.

Outcomes from the Engagement survey saw Fitness Passport introduced in November 2025 and employee benefits further strengthened in 2026 by providing eight weeks of paid parental leave with superannuation to all permanent employees. This benefit has no distinction between primary and secondary carers reinforcing our commitment to supporting employees and their families during significant life milestones while promoting greater equity in the workplace and retaining valuable staff.

EMPLOYEE ENGAGEMENT SURVEY

The 2025 Employee Engagement Survey results demonstrate strong overall employee sentiment across SLSNSW and SLSS, with high levels of engagement, wellbeing, and progress. Engagement was recorded at 82%, wellbeing at 79%, and progress at 76%, indicating that employees remain highly connected to the organisation's purpose and generally positive about their workplace experience.

Survey findings also show that SLSNSW and SLSS continue to outperform industry benchmarks in several key areas, particularly Leadership, Health and Safety, and Respect. Employees reported strong confidence in both senior leaders and direct managers, while also recognising the organisation as a respectful workplace where inappropriate behaviour is not tolerated. Staff further expressed pride in working for the organisation and noted that their work contributes positively to their overall wellbeing.

FULL TIME STAFF

64 SLSNSW
40 SLSS

PART TIME STAFF

23 SLSNSW
9 SLSS

CASUAL STAFF

61 SLSNSW
856 SLSS

SURF LIFE SAVING SERVICES



PURPOSE, GROWTH AND COMMUNITY IMPACT

The 2025/26 financial year has been a significant one for Surf Life Saving Services, marked by operational growth, new partnerships and continued investment in our people, technology and professional capability.

Across our lifeguard, event safety, first aid training and UAV operations, our teams have provided essential services to communities, businesses and government agencies throughout NSW and the ACT. Importantly, the sustainable revenue generated continues to support Surf Life Saving NSW and its volunteers.

This year's achievements reflect the professionalism of our workforce, the strength of our partnerships and our ability to respond to changing community needs. From busy beaches and inland waterways to major events, workplaces and emergency operations, Surf Life Saving Services continues to extend the reach and impact of the broader Surf Life Saving movement.

PROFESSIONAL LIFEGUARD AND EVENT SERVICES

The Australian Lifeguard Service delivered professional safety services across more than 100 locations, supporting over five million visitors. Lifeguards undertook more than 500,000 preventative actions, 730 rescues and 3,800 first aid treatments. More than 400 professional lifeguards supported these operations.

The expansion of inland water safety services was an important focus. Operations continued at Penrith Beach with an extended season and longer patrol hours, Lake Parramatta and new summer lifeguard services were introduced at Bents Basin for NSW National Parks. These services combine surveillance, designated swimming areas, rescue capability, public education and proactive engagement to help visitors better understand the risks associated with inland waterways.

Our Event Safety team supported more than 200 events across NSW, providing water safety, rescue capability, first aid and medical support, risk management and emergency response planning. Major deployments included Australia Day celebrations on Sydney Harbour, Vivid Sydney, sporting competitions, regattas, festivals and community events.

TRAINING EVERYDAY LIFESAVERS

Surf Life Saving First Aid Training & Services (rebrand of the Australian Lifesaving Academy NSW) continued to expand its contribution across government, education, healthcare, sport and the corporate sector. During 2025/26, the team delivered 74,601 awards across New South Wales and the ACT, taking the total number of course participants trained since 2004 to more than 1.2 million.

Supported by a statewide network of 78 trainers, significant developments included appointment to the NSW State Emergency Service First Aid Training Panel and new partnerships with the Pharmacy Guild of Australia and GoldX, the Rabbitohs Institute and Bolton Clarke. The longstanding relationship with the NSW Department of Education also continued, while training delivered through the Sydney Medical Services Cooperative strengthened connections within the healthcare sector.

TECHNOLOGY ADVANCING PUBLIC SAFETY

The Australian UAV Service delivered its largest operational year to date, completing more than 100,000 flights and 25,000 flight hours. The workforce grew to more than 350 paid staff, supported by a fleet of more than 200 aircraft.

Under the NSW Government Shark Management Program, drone surveillance expanded across 63 beaches during the season. More than 2,200 sharks were detected, leading to over 500 operational countermeasures, including beach evacuations, public warnings and notifications.

Innovation also progressed through the operational rollout of Drone-in-a-Box technology and the continued development of the Remote Operations Centre. These capabilities provide a foundation for scalable, remotely managed and increasingly autonomous public safety operations.

LOOKING AHEAD

Our focus remains firmly on responsible growth, operational excellence and services that deliver genuine public benefit. On behalf of the Board, I thank our employees, trainers, contractors, partners and clients for their commitment throughout the year.

I would also like to acknowledge and thank my fellow Directors for their significant contribution throughout 2025/26. We greatly value their considered advice, support and dedication, and sincerely appreciate the contribution each Director has made to SLSS.

Together, we are building a stronger and more innovative Surf Life Saving Services, one that protects communities, supports our partners and strengthens the volunteer lifesaving movement for the future.

Stephen Bennett
Chair, Surf Life Saving Services

AUSTRALIAN UAV SERVICE

The Australian UAV Service (AUAVS) continued to strengthen its position as Australia's leading public safety drone operator throughout 2025/26, delivering another year of significant operational growth, innovation and capability development.

During the year, AUAVS expanded the NSW Government Shark Management Program to an unprecedented scale, progressed autonomous Drone-in-a-Box (DiaB) operations from development into operational deployment, enhanced remote operational capability through the Remote Operations Centre (ROC), and continued to grow one of the country's largest professional RPAS workforces.

These achievements reinforce AUAVS's role in supporting Surf Life Saving NSW's mission through contemporary technology, operational excellence and innovative approaches to protecting coastal communities.

COASTAL SURVEILLANCE AND PUBLIC SAFETY

2025/26 represented the largest operational year in AUAVS history.

Over the course of the year, AUAVS completed more than 100,000 operational flights and accumulated 25,000 flight hours, providing aerial surveillance and intelligence across the NSW coastline.

The NSW Government Shark Management Program expanded significantly ahead of the summer season, increasing aerial surveillance coverage across 63 beaches and establishing the largest operational shark surveillance program ever delivered by AUAVS.

Following the tragic shark incident at Coogee in June, AUAVS worked closely with government partners to rapidly increase operational capability, helping establish the expanded surveillance model that will underpin the substantial statewide rollout planned for the 2026/27 season.

Beyond shark surveillance, AUAVS continued supporting emergency services, search and rescue operations, public safety taskings and incident response across New South Wales.



INNOVATION AND TECHNOLOGY

Innovation remained central to AUAVS throughout 2025/26.

A significant milestone was the operational rollout of the Drone-in-a-Box (DIAB) trailer, transforming what had previously been a development project into an operational capability. Designed as a completely self-sufficient deployment platform, the trailer integrates automated drone docking, solar power, starlink communications, weather stations, radio configurations, airspace tracking technology and remote monitoring to enable persistent aerial surveillance in locations without permanent infrastructure.

The Remote Operations Centre (ROC) also matured considerably during the year, now capable of remotely managing drone operations across multiple locations. The ROC enables live mission oversight, real-time video streaming and centralised operational coordination, establishing the foundation for future remote and autonomous operations throughout NSW.

Together, these capabilities position AUAVS at the forefront of remotely operated public safety drone systems in Australia.



BUILDING CAPABILITY

AUAVS continued investing in the people, systems and technology required to safely deliver increasingly complex drone operations at scale.

The workforce expanded to more than 350 paid staff operating across metropolitan, regional and remote locations throughout NSW, supported by a robust training program and quality assurance systems.

As the scale of operations increased, AUAVS further strengthened its operational management capability, developing the back-end systems that are foundational to our ability to scale rapidly.



SUPPORTING SURF LIFE SAVING

AUAVS continued providing specialist aerial capability that complements Surf Life Saving NSW's frontline operations.

Drone operations supported coastal surveillance, search and rescue activities, emergency response, surf sport activities, public events and operational planning, providing real-time intelligence to assist lifesavers, lifeguards and partner agencies.

By integrating advanced aerial technology into daily operations, AUAVS continues extending the reach of Surf Life Saving beyond traditional patrol methods, improving situational awareness and enabling informed operational decision making across the coastline.

LOOKING AHEAD

The achievements of 2025/26 have established the foundation for the next phase of AUAVS's growth.

The rapid expansion of the NSW Government Shark Management Program has demonstrated the organisation's ability to safely mobilise people, aircraft and operational systems at an unprecedented scale. This capability will continue to expand throughout 2026/27, with significant increases in operational coverage, workforce, aircraft and supporting infrastructure.

Continued investment in Drone-in-a-Box capability, expansion of the Remote Operations Centre and the ongoing development of advanced remote operations will further strengthen AUAVS's ability to deliver innovative, scalable and technology-enabled public safety services.

As operational demand continues to grow, AUAVS remains committed to delivering safe, professional and innovative drone capability that supports Surf Life Saving NSW and helps protect communities across the state.

200+ UAVS

100,000+ FLIGHTS

800,000 KMS FLOWN

25,000+ FLIGHT HOURS

2,200 SHARK SIGHTINGS

500+ COUNTER-MEASURES

100+ NEW UAV PILOTS

350+ CASUAL STAFF



AUSTRALIAN LIFEGUARD SERVICE

DELIVERING SAFETY ACROSS COASTAL AND INLAND WATERWAYS

This year again demonstrated the growing demand for professional aquatic safety services across a broader range of environments, with Australian Lifeguard Service (ALS) continuing to expand its presence from traditional coastal settings into key inland recreation destinations across New South Wales.

This year saw ALS lifeguards provide safety services across more than 100 locations, supporting over 5 million visitors while delivering over 500,000 preventative actions, 730 rescues and 3,800 first aid treatments.

At the centre of our success remains our dedicated workforce. More than 400 professional lifeguards demonstrated exceptional skill, professionalism and commitment throughout the season, often operating in complex and dynamic environments.

The year also represented another significant step forward in the professional development of the lifeguard industry through the ongoing rollout of the Lifeguard Award. Developed to provide a more contemporary, industry-focused training pathway, the qualification continues to strengthen workforce capability while creating clearer opportunities for recruitment, career development and advancement across the sector. As adoption continues throughout NSW, the Lifeguard Award is helping shape the future of professional lifeguarding.

ALS remains committed to innovation, workforce development and service excellence, ensuring our communities can enjoy aquatic environments safely and confidently.





EXPANDING INLAND WATER SAFETY

The continued growth of inland recreation remains one of the most significant developments in aquatic safety across New South Wales.

Following the successful establishment of operations at Penrith Beach, ALS once again delivered professional lifeguard services throughout the season, supporting one of Western Sydney's most popular aquatic recreation destinations. The service continues to provide a model for safe inland water operations. An extended season and longer patrol hours resulted in greater visitation to Western Sydney's favourite beach, along with the continued high patronage of the patrolled swimming area on Lake Parramatta.

Importantly, our lifeguards have played a critical role in helping visitors understand the risks associated with inland waterways, many of whom may have limited experience in open water environments. Through proactive engagement, preventative actions and visible safety messaging, the service has continued to promote safer recreational behaviour while supporting positive visitor experiences.

Building on this success, ALS expanded its inland service footprint during the year through the introduction of summer lifeguard services at Bents Basin within NSW National Parks. The addition of Bents Basin reflects the growing demand for aquatic safety services beyond traditional beach settings and highlights the increasing recognition of the role professional lifeguards play in managing risk at inland waterways.

As more communities seek opportunities to recreate on rivers, lakes and inland swimming locations, ALS is well positioned to support land managers and government agencies with tailored safety solutions, specialist expertise and operational capability.

EVENT SAFETY SERVICES

The SLS Event Safety team continues to be recognised as one of Australia's leading providers of aquatic safety, medical and emergency management services for major events.

During the year, the team supported more than 200 events across New South Wales, delivering a range of services including water safety, rescue capability, first aid and medical support, risk management consulting and emergency response planning.

Major deployments included Australia Day celebrations on Sydney Harbour, Vivid Sydney, large-scale rowing and paddling regattas, surf sports competitions, community festivals and a wide range of sporting and recreational events. These operations often require highly coordinated responses involving lifeguards, rescue watercraft operators, first responders, paramedics and event management personnel working alongside government agencies and event organisers.

Vivid Sydney once again represented one of the team's largest deployments, with personnel delivering thousands of hours of event safety services across the 23-night festival period.

The growth of our event safety service team reflects increasing demand from event organisers seeking professional, scalable and reliable safety solutions.

LIFEGUARD OF THE YEAR NOMINEES

The 2025/26 Lifeguard of the Year nominees once again highlight the depth of talent and commitment within the ALS workforce, with finalists demonstrating an unwavering focus on prevention, rescue readiness, mentorship and customer service throughout the patrol season. Nominations for each council area can be seen below. We were particularly proud to see Chloe Jones - a strong leader and fantastic ambassador for the ALS - from the Tweed region recognised as the NSW Lifeguard of the Year at the Surf Life Saving NSW Awards of Excellence.

PATROL REGION	2025/26 NOMINEE
TWEED	CHLOE JONES
BYRON	JASON PEARSON
BALLINA-RICHMOND VALLEY	SOL NOVAK
CLARENCE VALLEY	RODERICK BROOKES
BELLINGEN-NAMBUCCA	KALAHNI GRAY
KEMPSEY	JONATHAN VANDERMEYS
PORT MACQUARIE	NICHOLAS RICKWOOD
MID COAST	TRISTAN MARSHALL
PORT STEPHENS	JODIE GREENWOOD
ROYAL NATIONAL PARK	JAMES MCLENNAN
SHOALHAVEN	LUCIA NOLAN
EUROBODALLA	MITCHELL SHIELS
BEGA VALLEY	JIM CAMPBELL

LOOKING AHEAD

As aquatic recreation continues to evolve, ALS remains focused on strengthening its position as a trusted safety partner for councils, government agencies, event organisers and local communities.

Key priorities for the future include continued implementation of the Lifeguard Award, expansion of coastal and inland lifeguard services, growth of event safety operations and ongoing investment in workforce capability, technology and innovation.

Through these initiatives, the Australian Lifeguard Service will continue to enhance public safety outcomes, support emerging recreational opportunities and deliver professional lifeguard services wherever communities choose to enjoy the water.



5 MILLION+ PEOPLE VISITED OUR PATROLLED LOCATIONS ACROSS NSW

94,372 PATROL HOURS, CONDUCTED

738 RESCUES

546,878 PREVENTATIVE ACTIONS

3,852 FIRST AID TREATMENTS

400 LIFEGUARDS EMPLOYED (111 FEMALE, 289 MALE)

SURF LIFE SAVING FIRST AID TRAINING AND SERVICES

Surf Life Saving First Aid Training & Services (formally the Australian Lifesaving Academy) under the Surf Life Saving NSW (SLSNSW) Registered Training Organisation (RTO ID: 90394) has now been delivering nationally recognised first aid training and safety education to communities across NSW and the ACT for over 22 years. Guided by our mission of "Making Everyday Lifesavers", we continue to deliver engaging, industry-leading first aid training while supporting businesses, government agencies and community organisations through a range of education and safety services.

The 2025/26 financial year has been one of strategic growth, securing significant new partnerships, strengthening existing government relationships and expanding into new industry sectors. These achievements continue to reinforce our reputation as a trusted provider of high-quality training while generating sustainable revenue that directly supports Surf Life Saving NSW's volunteer lifesaving mission.



SINCE 2004...

233,081+ FIRST AID CERTIFICATES DELIVERED

598,117+ CPR CERTIFICATES DELIVERED

20,153+ HLTAID004/012 CERTIFICATES DELIVERED

1,432+ MENTAL HEALTH FIRST AID CERTIFICATES DELIVERED

212,687 NSW SCHOOL STAFF TRAINED IN THE NSW DOE ANAPHYLAXIS COURSE SINCE 1 JAN, 2016

15,863+ (JUNIOR) SCHOOL STUDENTS TRAINED IN JUNIOR FIRST AID AND BASIC RESUSCITATION SKILLS



First Aid
Training & Services

As at 30 June 2026, SLS First Aid Training & Services has trained over 1,200,538 course participants since our inception in 2004.

For the period of July 2025 – June 2026, SLS First Aid Training & Services delivered 74,601 awards to community and business members across NSW and the ACT.

During the year, the team achieved several significant milestones that position the business for continued growth.

A major achievement was the appointment to the NSW State Emergency Service (SES) First Aid Training Panel for an initial three-year term. This appointment further strengthens Surf Life Saving NSW's position as a trusted government training provider and creates opportunities to deliver First Aid and CPR training to SES members across New South Wales.

The team also successfully delivered First Aid training to approximately 400 participants through the Sydney Medical Services Cooperative, further strengthening relationships within the healthcare sector.

Strategic partnerships continued to play an important role in the team's growth. A new national training partnership was established with the Pharmacy Guild of Australia and GoldX, expanding opportunities to deliver accredited training throughout the pharmacy industry.

The team also secured a new partnership with the Rabbitohs Institute, the official education hub for the South Sydney Rabbitohs. This collaboration provides an exciting opportunity to expand our reach and brand presence within the sporting and community sectors while introducing new audiences to Surf Life Saving NSW's education offering.

Further growth was achieved through a new agreement with Bolton Clarke, one of Australia's largest healthcare providers. This partnership represents a significant opportunity to expand training delivery within the health and aged care sector while showcasing our blended learning capability to support large, geographically dispersed workforces.

Our longstanding relationship with the NSW Department of Education also continued, with the current contract extended through to 30 September 2026, ensuring continuity of service while the Department progresses its future procurement arrangements.

In December, Surf Life Saving Services hosted the inaugural Business Sydney Showcase, bringing together business and government stakeholders to highlight the breadth of the organisation's commercial capabilities. The event showcased SLS First Aid Training & Services alongside Event Safety Services, Water Safety and Lifeguard Services and Drone Operations, demonstrating how our commercial operations generate vital revenue to support Surf Life Saving NSW's volunteer lifesaving activities while delivering valuable services to businesses and the wider community.

SLS First Aid Training & Services continues to maintain a highly skilled statewide trainer network of 78 trainers and remains committed to continuous improvement, innovation and the delivery of high-quality, nationally recognised training. Looking ahead, the focus remains on strengthening strategic partnerships, expanding into new industry sectors and continuing to grow our impact across government, healthcare, education, sport and the corporate community.

SERVICE IN THE FACE OF TRAGEDY

The events that unfolded at Bondi on 14 December 2025 remain one of the most significant and confronting incidents faced by the Surf Life Saving movement in its 119 year history.

Volunteer lifesavers from Bondi Surf Bathers Life Saving Club and North Bondi Surf Life Saving Club were among the first to respond to the terror attack on the Jewish community, providing assistance and support in the midst of an unprecedented emergency. Their actions reflected the values of service, courage and commitment that underpin the Surf Life Saving movement.

As the organisation continues to support those affected, we acknowledge that the impact of this tragedy extends far beyond the day itself and continues to be felt by the individuals involved and the broader Surf Life Saving family.

At the 2026 NSW Awards of Excellence, these lifesavers were awarded Surf Life Saving's highest collective recognition for outstanding service, the Group Certificate of Merit with Silver Medallion, in recognition of their exceptional actions.







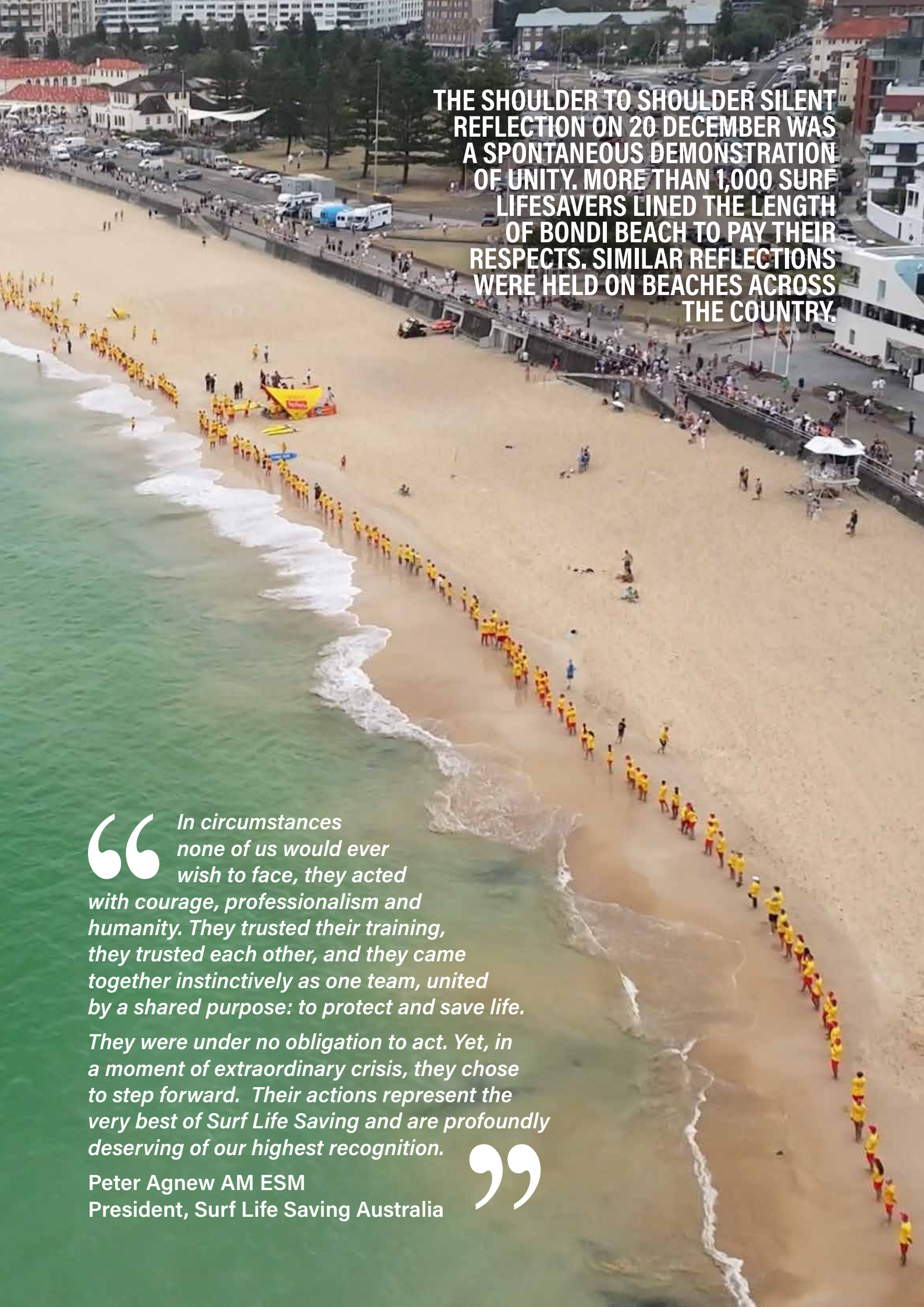

THE SHOULDER TO SHOULDER SILENT REFLECTION ON 20 DECEMBER WAS A SPONTANEOUS DEMONSTRATION OF UNITY. MORE THAN 1,000 SURF LIFESAVERS LINED THE LENGTH OF BONDI BEACH TO PAY THEIR RESPECTS. SIMILAR REFLECTIONS WERE HELD ON BEACHES ACROSS THE COUNTRY.

"In circumstances none of us would ever wish to face, they acted with courage, professionalism and humanity. They trusted their training, they trusted each other, and they came together instinctively as one team, united by a shared purpose: to protect and save life.

They were under no obligation to act. Yet, in a moment of extraordinary crisis, they chose to step forward. Their actions represent the very best of Surf Life Saving and are profoundly deserving of our highest recognition."

Peter Agnew AM ESM
President, Surf Life Saving Australia

BRANCH REPORTS



FAR NORTH COAST

BRANCH HIGHLIGHTS



The Branch completed another patrol season with no loss of life between the red and yellow flags, supported by volunteer lifesavers, First Responders, Support Operations and call-out teams.

Members demonstrated exceptional search-and-rescue capability during a five-day aquatic search, earning strong commendation from the Queensland Police Service for their professionalism and coordination.

Cudgen regained the title of Champion NSW Country Club, while Branch clubs achieved strong results at State and Australian championships.

At the NSW State Titles, Cudgen finished sixth overall with 34 medals, Lennox finished 11th with 22 medals and Yamba recorded 45 medals across Youth, Masters and Open competition

MEMBERS WERE RECOGNISED AT STATE AND NATIONAL LEVEL, INCLUDING SCOTT MCCARTNEY AS NSW SURF SPORTS COACH OF THE YEAR, ADAM MILLS AS NSW VOLUNTEER OF THE YEAR AND THE CUDGEN TEAM AS NSW SURF SPORTS TEAM OF THE YEAR.

AT THE AUSTRALIAN TITLES, CUDGEN, BYRON BAY, YAMBA, LENNOX AND BALLINA COLLECTIVELY RECORDED A STRONG MEDAL HAUL ACROSS THEIR EVENTS.



Leadership pathways continued to develop, with members selected for Emerging Leaders, the National Leaders Masterclass, the Junior Activity Working Group and the NSW Pathways Academy.

The Branch welcomed new Life Members across Fingal Rovers, Yamba and Evans Head, while Jimmy Keough became the newest Life Member of Surf Life Saving NSW.

Club capability and facilities progressed through Brunswick's new clubhouse, Salt's $350,000 facility grant, Cudgen's $100,000 lift grant and the renewal of Tursa sponsorship.

International development continued through lifesaving scholarships, with five overseas lifesavers welcomed to the region for training and development.

The Branch expanded community engagement through Red and Yellow Day, the Evans Head Pink Patrol, the Yamba Ocean Swim and club-led activities across the coastline.



NORTH COAST

BRANCH HIGHLIGHTS

Clubs across the North Coast completed another successful season of service, achievement and community support.

Volunteers contributed 20,000 patrol hours and recorded 2,865 awards across the Branch.

Lifesavers responded to 106 emergency incidents and recorded 17 lives saved through patrol and rescue operations.

Sawtell hosted the Branch Championships, which were delivered successfully in excellent conditions.

THREE NORTH COAST CLUBS PLACED IN THE TOP TEN AT THE NSW COUNTRY CHAMPIONSHIPS AT SOUTH WEST ROCKS: WOOLGOOLGA - 6TH COFFS HARBOUR - 8TH SAWTELL - 9TH



JUNIOR LIFESAVERS ISSY ADLER AND RUBEN WONG WERE RECOGNISED FOR THEIR ACHIEVEMENT AS JUNIOR LIFESAVERS OF THE YEAR.



The Under 14 Development Camp provided young members with valuable opportunities to build leadership skills and strengthen their connection to the movement.

Junior membership remained steady, with strong participation continuing at Branch carnivals throughout the season.

Urunga's Craig Delahunty was recognised for 40 years of continuous patrolling, reflecting the long-term commitment of North Coast volunteers.

Sawtell's five carnivals were again highly successful and provided well-supported competition opportunities for members across the Branch.

The Branch acknowledged the continuing sponsorship and support of Newcastle Permanent, which remains an important contributor to local Surf Life Saving.



MID NORTH COAST

BRANCH HIGHLIGHTS

Membership increased by 8.8 per cent to 2,853 across eight clubs, the Branch's highest membership since 2011.

Volunteers completed 21,951 patrolling hours and recorded 35 rescues, 189 first-aid treatments, 3,153 preventative actions and 39 call-outs.

Members gained 3,686 awards, more than 200 above the previous season, reflecting strong investment in education and capability.

Nicole Crowe received a Mid North Coast Distinguished Service Award for her contribution to Surf Life Saving.

Scarlett Brook and Declan Jones represented the Branch as Newcastle Permanent Junior Lifesavers of the Year.

THE BRANCH ACHIEVED ITS STRONGEST SLSNSW AWARDS OF EXCELLENCE RESULT IN 2025, RECEIVING RECOGNITION FOR BRANCH OF THE YEAR, CLUB OF THE YEAR, INNOVATION OF THE YEAR, ADMINISTRATOR OF THE YEAR AND ASSESSOR OF THE YEAR.



SOUTH WEST ROCKS SUCCESSFULLY HOSTED THE SHARKSKIN SLSA IRB CHAMPIONSHIPS AND THE SLSNSW COUNTRY CHAMPIONSHIPS, SHOWCASING THE CAPABILITY OF REGIONAL CLUBS.

The Interbranch team achieved its best result to date, including gold in the Under 14 Mixed Board for Ella McDonald and Rylah Hopper-Buckland.

The inaugural Women in Powercraft IRB weekend at Camden Haven supported female trainers and participants and will continue as an annual Branch program.

Rescue Services grew by 66 per cent through new Duty Officers and RWC operators, who supported call-outs including a five-day search at Little Bay.

Branch Awards of Excellence at Port Macquarie recognised Andy O'Brien as Surf Lifesaver of the Year, Natalie Mealing as Volunteer of the Year and South West Rocks as Club of the Year.



LOWER NORTH COAST

BRANCH HIGHLIGHTS

Across six clubs, volunteers supported almost 151,000 beach visits during a season marked by frequent rips, variable surf conditions and periodic marine stinger activity.

Lifesavers performed 25 rescues, treated 121 first-aid cases and recorded 1,287 direct preventative actions across the Branch.

Cape Hawke recorded the highest number of rescues with 12, followed by Taree Old Bar with six and Crowdy Head with three.

Forster, One Mile and Elizabeth beaches recorded the highest visitation, with strong patrol management supporting safer beach use during peak periods.

PATROL TEAMS MANAGED BLUEBOTTLE ACTIVITY AT ELIZABETH BEACH THROUGH EARLY WARNINGS, PREVENTATIVE ACTION AND CLOSURES WHEN REQUIRED.



PACIFIC PALMS AND CAPE HAWKE RECORDED PARTICULARLY HIGH PREVENTION ACTIVITY IN RESPONSE TO PERSISTENT RIPS, SURF EXPOSURE AND MARINE STINGER HAZARDS.



Prevention strategies included warnings and advice to beach users, watercraft management, warning signage and targeted public safety messaging.

Members supported a three-day search-and-rescue operation at Seals Rocks, while clubs also progressed new Lifesaving CPR education and operational training.

Cape Hawke SRC graduates, Crowdy Head jet-ski familiarisation and rock-extraction training at One Mile strengthened local capability and operational readiness.

The season demonstrated the value of experienced patrol management, proactive lifesaving and strong community engagement across the Lower North Coast.

MORE THAN 1,900 RIP CURRENTS WERE IDENTIFIED, REINFORCING THE IMPORTANCE OF PATROL VIGILANCE, PUBLIC EDUCATION AND SWIMMING BETWEEN THE FLAGS.

HUNTER

BRANCH HIGHLIGHTS

Membership reached a record 8,836 across 13 clubs, representing more than 20 per cent growth over three seasons and including more than 347 new patrolling members.

Nipper participation remained strong, with 3,632 young members taking part in Sunday activities across the Branch.

Volunteers completed more than 66,000 patrolling hours and maintained strong patrol coverage, prevention activity and rescue outcomes throughout the season.

The Hunter recorded no drownings during the 2025/26 season and responded to 67 after-hours call-outs through its Rescue Services capability.

Operational depth increased to 19 Duty Officers, 51 RWC drivers and 21 registered UAV pilots.



THE BRANCH HOSTED THE SLSNSW STATE CHAMPIONSHIPS AT SWANSEA BELMONT AND CAVES BEACH ACROSS THREE WEEKENDS.

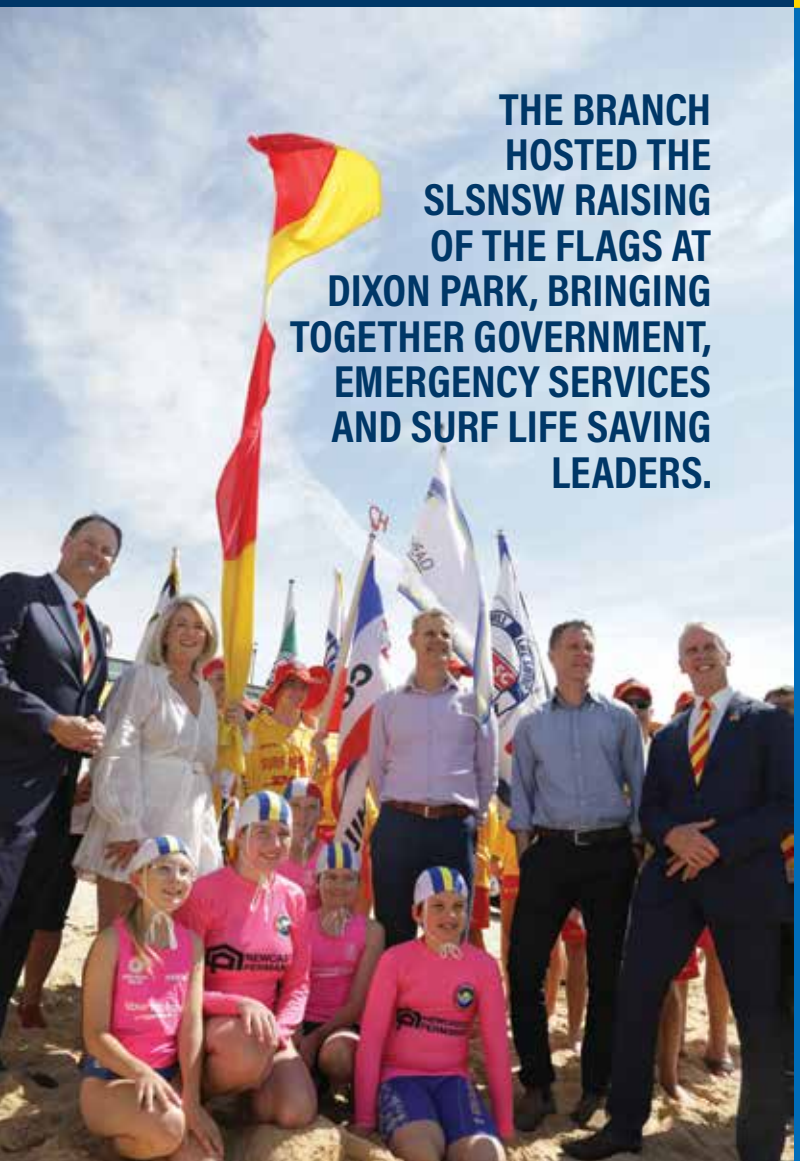

THE BRANCH HOSTED THE SLSNSW RAISING OF THE FLAGS AT DIXON PARK, BRINGING TOGETHER GOVERNMENT, EMERGENCY SERVICES AND SURF LIFE SAVING LEADERS.

Education outcomes included 200 Bronze Medallions, 147 Surf Rescue Certificates and expanded advanced capability across IRB, Patrol Captain, RWC, First Aid and ART qualifications.

A fully booked Community Education Program supported beach safety awareness across Newcastle and the wider Hunter region.

Seventy-eight members were recognised with Premier's Flood Emergency Citations, and the Newcastle Permanent partnership was renewed for a further five years, extending a relationship beyond 45 years.

HUNTER COMPETITORS SECURED 163 STATE MEDALS AND 52 AUSTRALIAN MEDALS, WHILE THE HUNTER INTERBRANCH TEAM RETURNED TO THE PODIUM WITH THIRD PLACE.



CENTRAL COAST

BRANCH HIGHLIGHTS



The Branch secured more than $375,000 in sponsorship and grant funding, including new partnerships with 5 Star Swim Schools and iContact Optometrists.

Through the iContact partnership, all patrolling members received sunglasses at no cost, supporting member wellbeing and patrol readiness.

Membership and youth engagement were strengthened through the launch of the Young Lifesavers Council, which later received the Central Coast Council Youth Program of the Year Award.

The SLSCC and SLSNR Exchange Program recommenced, connecting members with Surf Life Saving Northern Region in New Zealand through the Buddy Lucas Leadership Program network.

A second pre-season Lifesaving Conference provided members with practical information and preparation for the 2025/26 season.

NORTH ENTRANCE SLSC RECEIVED THE SLSNSW COMMUNITY EDUCATION PROGRAM OF THE YEAR AWARD FOR ITS ROOKIE-LED BLACKSPOT PROJECT AT THE ENTRANCE CHANNEL.



THE BRANCH ACHIEVED BRONZE AT THE NSW INTERBRANCH CHAMPIONSHIPS, WHILE MEMBERS AND CLUBS RECEIVED MAJOR RECOGNITION INCLUDING THREE KING'S BIRTHDAY HONOURS AND THE APPOINTMENT OF KERRY ARMSTRONG SMITH AS A BRANCH LIFE MEMBER.



The new Mobile Patrol initiative deployed a team comprising a Duty Officer, UAV Operator, RWC Operator and SMAR Swimmer to non-patrolled beaches during peak holiday periods.

The Branch recorded 310 rescues, 452 first-aid treatments, 11,589 preventative actions and 7,487 rip currents identified.

Volunteers contributed 98,835 patrol hours while supporting more than 858,000 beach visitors across the Central Coast.

Community education reached record numbers through Beach Safety Talks, Surf Fun Days, Surf Survival programs, PCYC and Japanese International School sessions, plus 15 rip demonstrations.

SYDNEY NORTHERN BEACHES

BRANCH HIGHLIGHTS

Membership reached over 19,000, supported by strong engagement across the Branch's clubs and a continued commitment to volunteer service.

Members contributed more than 150,000 voluntary patrol hours across the Northern Beaches during the 2025/26 season.

The Trauma Incident Peer Support Team marked 30 years of providing post-incident care and support to members involved in critical incidents.

Education and capability outcomes included 656 Bronze Medallions, 371 Surf Rescue Certificates, 194 ART awards, 70 Silver Medallion Patrol Captain awards, 230 IRB Crew awards and 71 IRB Driver awards.

Twenty-nine surf sports carnival events were delivered across the season, providing broad opportunities for junior, senior and masters competitors.

Northern Beaches athletes were selected for SLSA touring teams in surfboats and water events, representing Newport and South Curl Curl.



NIC MCGIBBON (BUNGAN BEACH SLSC) WAS RECOGNISED AS BOTH SLSNSW AND SLSA YOUTH SURF LIFESAVER OF THE YEAR, HIGHLIGHTING THE STRENGTH OF THE BRANCH'S YOUTH DEVELOPMENT PATHWAYS.

RWC operations expanded to six locations, improving the Branch's ability to support patrols and respond to incidents across the coastline.

Members managed multiple shark incidents, including a life-saving response at North Steyne Beach outside patrol hours in January.

The season demonstrated the Branch's continuing strength in lifesaving, education, critical-incident support, rescue capability and surf sports.

THE NEW UAV PROGRAM INTRODUCED MOBILE DRONES AND EXPANDED THE NUMBER OF PILOTS ABLE TO DEPLOY AERIAL CAPABILITY ACROSS DIFFERENT BEACHES DURING PATROLS.



SYDNEY

BRANCH HIGHLIGHTS



Membership grew from 19,762 to 20,519, making Sydney the largest Branch in NSW; patrolling membership rose to 5,790 and Nipper membership increased to 7,413.

Members completed more than 191,000 patrolling hours across 15 clubs, with no lives lost between the flags during patrol operations.

The Branch recorded 753 rescues, 38,710 preventative actions, 1,268 first-aid treatments, 183 incident reports and 218 emergency call-outs or search-and-rescue responses.

More than 1.43 million beach visits were supported, alongside 7,667 volunteer hours contributed by Duty Officers, Rescue Water Craft teams and Surf Rescue 30.

Garie SLSC returned to full patrol operations following the reopening of the access road, supported by a Branch-wide patrol support program.

CAPABILITY WAS STRENGTHENED THROUGH UPGRADES TO THE MALABAR AND LUGANO BASES, 12 NEWLY TRAINED RWC OPERATORS, EXPANDED UAV OPERATIONS AND IMPROVED SURF RESCUE 30 GOVERNANCE AND TRAINING.

SYDNEY ATHLETES AND TEAMS PERFORMED STRONGLY ACROSS BRANCH, STATE AND AUSTRALIAN COMPETITION, WHILE THE BRANCH TEAM SECURED A FOURTH CONSECUTIVE INTERBRANCH CHAMPIONSHIP.



Members responded professionally to significant incidents at Bondi, Coogee, South Maroubra, Little Bay and Jibbon Bombora, with comprehensive operational and member wellbeing follow-up.

Education remained strong, with 90 members completing SMAR, 105 completing SMPC and 708 members completing Provide First Aid, supported by volunteer trainers and facilitators.

The Branch advanced inclusion, development and retention through Rainbow Beaches, Pink Patrol, diverse-ability programs, mental health training and the Member Retention White Paper.

MEMBERS WERE RECOGNISED THROUGH MAJOR SERVICE AWARDS, INCLUDING SYDNEY BRANCH LIFE MEMBERSHIP FOR ANDREW MCKELLAR AND THE PRESIDENT'S MEDAL FOR PAM VALLIS.



ILLAWARRA
BRANCH HIGHLIGHTS

Membership reached 7,686, including 3,326 Junior Activity Members; overall membership grew by 6.4 per cent and junior membership by 10.7 per cent.

Active, award and reserve-active membership remained strong at 1,279 members across the Branch's 17 clubs.

Lifesavers recorded 125 rescues and 5,558 preventative actions, with no lives lost between the flags during patrol hours.

Duty Officers, club call-out teams and Rescue Services responded to incidents beyond patrol hours, including seven incidents during January heatwave conditions.

The Branch continued working with Wollongong City Council on club maintenance, leases, licences, beach operations, facilities and shark-bite trauma kits.

Illawarra members represented the region at Interbranch, State and Australian competitions, with strong performances across a full competition program.

The Branch Awards of Excellence recognised achievement across the region, with State nominations including North Wollongong SLSC, Manuel Schuldt and Illawarra Rescue Water Craft 7.

Member and club capability was supported through education courses, trainer and assessor development, shared administration and assistance through the SLSNSW Club Capability Program.



THE FOUR-ROUND SYDNEY WATER SURF SERIES WAS DELIVERED SUCCESSFULLY, ALONGSIDE BRANCH CHAMPIONSHIPS AND DEVELOPMENT COMPETITIONS FOR JUNIOR, SENIOR AND MASTERS ATHLETES.

Photo Credit: Josh Brightman, Balance Images Studio

BIANCA STANIFORTH AND TAJ CALDWELL REPRESENTED ILLAWARRA THROUGH THE 2026 JUNIOR LIFESAVER OF THE YEAR PROGRAM AND SUPPORTED BRANCH ACTIVITIES.





UAV CAPABILITY WAS STRENGTHENED THROUGH A NEW FULL-TIME SLSNSW DRONE OPERATOR AT AT FAIRY MEADOW, REGIONAL AIRCRAFT DEPLOYMENT, OPERATOR DEVELOPMENT AND TARGETED SHARK-SURVEILLANCE PATROLS.

SOUTH COAST

BRANCH HIGHLIGHTS

Members and clubs continued to achieve remarkable results through Branch, Country, State and Australian Championships.

Volunteer commitment remained a defining strength, with members contributing substantial patrol hours to keep local beaches safe.

The Branch's club visits provided opportunities to understand local achievements, challenges and aspirations and to strengthen support for members and club leaders.

Clubs and the Emergency Call Out Team responded to incidents beyond the flags with professionalism, courage and exceptional skill.



THE SOUTH COAST INTERBRANCH TEAM DELIVERED OUTSTANDING RESULTS, EXCEEDING EXPECTATIONS THROUGH STRONG TEAMWORK AND SETTING POSITIVE MOMENTUM FOR THE SEASON.



MEMBERSHIP CONTINUED TO GROW ACROSS THE BRANCH, REFLECTING THE WORK OF CLUBS IN ATTRACTING NEW MEMBERS AND CREATING WELCOMING ENVIRONMENTS THAT ENCOURAGE ONGOING PARTICIPATION.

The season reinforced the importance of coordinated emergency response and the capability of South Coast volunteers in challenging circumstances.

The Branch Council, Finance Committee and Directors continued to provide strong governance and operational support to clubs throughout the year.

Volunteers, officials and club members worked together to sustain lifesaving, competition and community activities across the Branch.

The Branch recognised the significant contribution of its administration officer Donna, whose professionalism and friendly manner made an enduring difference to South Coast Surf Life Saving.

The season concluded with appreciation for the commitment, teamwork and passion of members and with a strong foundation for another safe and successful year.

FAR SOUTH COAST

BRANCH HIGHLIGHTS

Membership grew to almost 3,000 across seven clubs, demonstrating the strength and sustainability of Surf Life Saving on the Far South Coast.

Anthony Bellette was recognised as NSW Support Operations Member of the Year and Ruby O'Leary as NSW Lifeguard of the Year.

UAV operations, Emergency Response Beacons and Rescue Water Craft capability expanded significantly, strengthening operational readiness across the Branch.

Every club now has access to an RWC, supported by additional skis at Durras, Hanging Rock and Tuross and a growing network of operators, trainers and assessors.

Inclusion remained a Branch strength through the continued success of the Same Wave programs at Pambula and Moruya.

The Eurobodalla Mayor's Charity Ball raised more than $17,000 for Batemans Bay, Broulee Surfers, Moruya and Narooma Surf Life Saving Clubs.

YOUNG MEMBERS CONTINUED TO DEVELOP THROUGH WAMBIRI, JUNIOR LIFESAVER OF THE YEAR AND LEADERSHIP PATHWAYS, WITH EMMA DAWSON NAMED NSW JUNIOR LIFESAVER OF THE YEAR.





MORUYA HOSTED ANOTHER SUCCESSFUL IRB SKILLS DEVELOPMENT PROGRAM, PROVIDING SEARCH-AND-RESCUE, LEADERSHIP AND DEVELOPMENT OPPORTUNITIES FOR EXPERIENCED AND EMERGING IRB MEMBERS.

Athletes, coaches and officials achieved strong results across Country, State and Australian championships, with the Branch finishing ninth at Interbranch.

Members received Premier's Flood Citations for service during the 2021–23 floods, while Mike Hallahan was named Moruya Citizen of the Year and Jim McGrath OAM received a posthumous OAM.

Governance was strengthened through updated Branch By-Laws aligned with the new Constitution and the establishment of an experienced leadership team across the clubs and Branch.

JUNIOR LIFESAVERS OF THE YEAR...



PARTICIPANTS

Abe Patricks, Yamba SLSC
Miliani Tighe, Lennox Head Alstonville SLSC
Reuben Wong, Woolgoolga SLSC
Issy Alder, Nambucca Heads SLSC
Declan Jones, Tacking Point SLSC
Scarlett Brook, Port Macquarie SLSC
Daniel Reid, Forster SLSC
Tallow Eady, Crowdy Head SLSC
Hamish Lawrence, Cooks Hill SLSC
Edith McNamara, Nobbys SLSC
Will Nash, Ocean Beach SLSC
Piper Lawrence, Ocean Beach SLSC
Nixon West, Dee Why SLSC
Tilly Hobbis, Bilgola SLSC
Jonathan Kodomichalos, Coogee SLSC
Evangelina Anderson, Coogee SLSC
Taj Caldwell, Bulli SLSC
Bianca Staniforth, Bulli SLSC
Henry Whittaker, Kiama SLSC
Alexandra Woods, Mollymook SLSC
Harry Leach, Broulee Surfers SLSC
Emma Dawson, Broulee Surfers SLSC

FACILITATORS

Kane Doull, Narooma SLSC
Taylah Moffitt, Kempsey-Crescent Head SLSC
Daniela Berti Carrabs, Bryon Bay SLSC
Beau Henry, Copacabana SLSC
Harper Hinterleitner, Queenscliff SLSC
Kayla McKenzie, Wollongong City SLSC



RESCUE OF THE MONTH

July 2025
ALS Port Macquarie

August 2025
Warriewood SLSC

September 2025
Mona Vale SLSC / Newport SLS

October 2025
Garie SLSC

November 2025
Dee Why SLSC

December 2025
Bondi SBLSC / North Bondi SLSC

January 2026
North Steyne SLSC

February 2026
Tathra SLSC

March 2026
Kiama Downs SLSC

April 2026
ALS Kempsey

May 2026
No nomination

June 2026
North Bondi SLSC / Coogee SLSC

NSW COMMUNITY SPORT AWARDS

Club of the Year
Coogee SLSC - Finalist

Coach of the Year
Scott McCartney, Cudgen Headland SLSC - Finalist

Official of the Year
Robyn Carr, Bondi SBLSC - Finalist

Team of the Year
U17 Male Taplin Relay Team, Cudgen Headland SLSC - Finalist

Event of the Year
SLSNSW State Championships 2026, Surf Life Saving NSW - Finalist

Distinguished Long Service
Raymond Watson, Evans Head-Casino SLSC

MEMORIAL TROPHIES

JACOB LOLLBACK TROPHY

For the winner of the U19 Male Board Race at the NSW Surf Life Saving Championships
Dane Sutton, Wanda SLSC

SAXON BIRD TROPHY

For the winner of the U19 Male Surf Race at the NSW Surf Life Saving Championships
Alex Walker, Swansea Belmont SLSC





NATIONAL AOE WINNERS

Youth Surf Lifesaver of the Year
Nic McGibbon, Bungan Beach SLSC

Community Education Program of the Year
The Blackspot Project, North Entrance SLSC

Coach of the Year
Scott McCartney,
Cudgen Headland SLSC



SCOTT MCCARTNEY

SLSA LIFE MEMBERSHIP

Barry Antella OAM
Queenscliff SLSC

Peter Burst
Bondi SBLSC / Towradgi SLSC



BARRY ANTELLA OAM

PETER BURST

OFFICIALS SERVICE RECOGNITION

10 Years

Adrian Walsh, Windang SLSC
Andrew Sharpe, North Cronulla SLSC
Andy Furniss, Manly LSC
Andy Hoban, Avoca Beach SLSC
Annette Dydula, North Bondi SLSC
Cherie Carrera, Wanda SLSC
Craig Sheppard, Killcare SLSC
Frank Schreuder, North Cronulla SLSC
Gordon Lang, Palm Beach SLSC
Gordy Cockburn, North Narrabeen SLSC
Grant Bailey, Hat Head SLSC
Jason Flanagan, North Cronulla SLSC
Kevin Harris, Queenscliff SLSC
Marcelo Garay, South Maroubra SLSC
Mathew Egan, Cooks Hill SLSC
Natasha Hargreaves, North Cronulla SLSC
Rob McCue, Port Macquarie SLSC
Sam Roberts, North Bondi SLSC
Simon Sly, Wanda SLSC
Terence Flynn, Coogee SLSC
Tina Ros-Ekins, North Bondi SLSC

20 Years

Adrienne Lowe, Dee Why SLSC
Bart Snel, North Narrabeen SLSC
Bernard Howard, Newport SLSC
Greg Johnston, Corrimal SLSC
Kristine Whitford, North Cronulla SLSC
Kurt Melville, Wanda SLSC
Richard Black, Catherine Hill Bay SLSC

30 Years

Henry Scruton ESM, Nobbys SLSC
Peter Carney, Elouera SLSC
Robyn Holt, Queenscliff SLSC
Steve Haggett, Dee Why / North Narrabeen SLSCs

40 Years

Bob Asser, Freshwater SLSC
Lynne Burke, Bronte SLSC

50 Years

Graham Lees OAM, Ocean Beach SLSC

ORDER OF AUSTRALIA HONOURS

Dr Thomas Tseng AM
Copacabana SLSC

John (Jimmy) McGrath OAM*
Pambula SLSC

Shane Wicks OAM
Gerringong SLSC

Ross Taylor OAM
Thirroul / Coalcliff SLSC

Graham Johnston OAM
MacMasters SLSC

Deborah Brassey OAM
Pacific Palms SLSC

Peter Collings OAM
Narrabeen / Mona Vale SLSCs

John Hahn OAM
Cape Hawke SLSC

Sebastian Robertson OAM
Freshwater SLSC

Brett Harrod AM
Umina SLSC

Peter Kinsey OAM
Long Reef SLSC

Tracey Lake OAM
Narrabeen SLSC

Malcolm Butterfield OAM
Cronulla SLSC

Nicholas Newton OAM
Merewether SLSC

David Torevell OAM
Freshwater SLSC

Albert Maxwell OAM
North Bondi SLSC

Paul Lemmon OAM
Terrigal SLSC

Steven Adams OAM
Cooks Hill SLSC

Noline Cornhill OAM
Cape Hawke SLSC

Mark Williams OAM
Warriewood SLSC

Margaret Small OAM
Collaroy SLSC

ROTARY EMERGENCY SERVICES COMMUNITY AWARDS 2025

Dean Tetley, Umina SLSC (Winner)

Reece Dodds, Cape Hawke SLSC (Finalist)

Nicole Crowe, Camden Haven SLSC (Finalist)

Christopher Chalmers, Tweed Lifeguard (Finalist)



NSW SPORT AWARDS (FINALISTS)

Hayden Smith, Terrigal SLSC, Masters Athlete of the Year

Robyn Carr, Bondi SBLSC, Official of the Year

EMERGENCY SERVICE MEDAL

Joel Wiseman ESM
SLSNSW

Tracey Hare-Boyd ESM
Sydney Northern Beaches

David Rope ESM
Far North Coast

Stuart Harvey ESM
Central Coast



TRACEY HARE-BOYD ESM

2026 AWARDS OF EXCELLENCE

Administrator of the Year **Nicole Crowe** Camden Haven SLSC

Assessor of the Year **Craig Le Brocq** Shelly Beach SLSC

Athlete of the Year **Jemma Smith** Newport SLSC

Club of the Year **Shellharbour SLSC**

Coach of the Year **Trevor Gee** Avoca Beach SLSC

Community Engagement of the Year **'Ask Me How to Stay Safe at the Beach'** Ocean Beach SLSC

Facilitator of the Year **Paul Dowdell** Shelly Beach SLSC

Lifeguard of the Year **Chloe Jones** Tweed

Masters Athlete of the Year **Paul Lemmon OAM** Terrigal SLSC

Official of the Year **Mick Lang** Tacking Point SLSC

Patrol Captain of the Year **Jodie Salmon** North Bondi SLSC

President's Medal **Bondi SBLSC** / **North Bondi SLSC**

Rescue of the Year **North Bondi SLSC / Coogee SLSC**

Services Team of the Year **Education Team** Tamarama SLSC

Support Operations Member of the Year **Sean Leicester** The Lakes SLSC

Surf Lifesaver of the Year **Dominic Winkle** Clovelly SLSC

Surf Sports Team of the Year **U13 Male Surf Team** Yamba SLSC

Trainer of the Year **Christine Warren** Evans Head-Casino SLSC

Volunteer of the Year **Callum Mercer** Birubi Point SLSC

Youth Athlete of the Year **Dane Sutton** Wanda SLSC

Young Surf Lifesaver of the Year **Harrison Wicks** Gerringong SLSC

Young Volunteer of the Year **Lucy Marshall** Avoca Beach SLSC






CHRISTINE WARREN
OCEAN BEACH SLSC
DOMINIC WINKLE
REED BATINOVIC
ZIGGY O'BRIEN
LEO DEAN
CLARENCE DOUGHERTY

RORY MULDOWNEY



2026 NSW INTERSTATE SURF TEAM

Open & Youth
Jett Green, Avoca
Jake Lynch, South Maroubra
Jackson McCleery, Wanda
Dane Sutton, Wanda
Harrison Taurins, Newport
Olivia Clues, Newport
Mia Greacen, Wanda
Jasmine Locke, Newport
Sarah Locke, Newport
Kaitlin Rees, Swansea Belmont
Maddix Burke, Wanda
Christopher Kondilios, South Maroubra
Rory Muldowney, South Maroubra
Kobe Sims, Warilla Barrack Point
Henry Whitehead, Manly
Isabella Arghyros, Cudgen Headland
Charlotte Bowmer, Wanda
Tahlia Goy, Shelly Beach
Bronte Kippax, Newport
Lucinda McNabb, Swansea Belmont

Pathways
Ashton Bone, Avoca
Joshua Clark, Manly
Thomas Giles, Cronulla
Billy McCarthy, Avoca
Tayah Anderson, Wollongong City
Lucinda Gladstone, North Bondi
Isla Jordan, Manly
Ivy Mison, Cudgen Headland
Mostyn Brown, Yamba
Billy Holford, South Maroubra
Jackson Swingler, Cronulla
Liam Tague, Narooma
Taylor Cameron, Terrigal
Mia Hoo, North Bondi
Marnie Laurence, Coogee
Lucy Whitehead, Manly

2026 NSW POOL RESCUE INTERSTATE TEAM

Chelsea Jones, Bulli
Emily Fitzgerald, Bulli
Lola Staunton, Shelly Beach
Courtney Fitzgerald, Bulli
Stephanie Staniforth, Bulli
Zahra Green, Avoca
Sophie Hamilton, Redhead
Sophie Clues, Newport
Isla Jordan, Manly
Matilda Dillon, Manly
Lucy Whitehead, Manly
Stella O'Brien, The Lakes
Brayden Woodford, Newport
Ronnie Dalsgaard, Manly
Tom Simpson, Shelly Beach
Zach Adams, Avoca Beach
Jacob Falconer, Ocean Beach
Matias Soca, Wanda
Bodi Bone, Avoca Beach
Mack Elliott, Warilla Barrack Point
Ashton Bone, Avoca Beach
Levi Sinclaire, Avoca Beach
Billy Holford, South Maroubra
Luchio Kim, South Maroubra

2026 NSW IRB INTERSTATE TEAM

U23
Emilia Sachs, Queenscliff
Shae Harvey, Caves Beach
Hayley Walmsley, Caves Beach
Lily Hook, North Cronulla
Hannah Berman, North Cronulla
Ellie Halliday, Queenscliff
Jessica Way, Queenscliff
Gabriella Han, Queenscliff
Jacob Curcio, Newport
Luke Thornton, Newport
Bailey Meikle, Queenscliff
Henry Sole, Queenscliff
Leo Shaw, Queenscliff
Alexander Pate, Newport
Zach Van Dam, Newport
Bailey Green, Caves Beach
William Coppen, Caves Beach
Zach Mitchell, Caves Beach

Open
Melisse Cooper, Newport
Kaitlyn Williams, South Maroubra
Victoria Coppen, Caves Beach
Makayla Gay, Caves Beach
Kaitlyn Byrnes, North Cronulla
Katlynn Coglan, North Cronulla
Lucy Green, North Cronulla
Elisa Garay, South Maroubra
Isabella Garay, South Maroubra
Keelan Smith, Newport
Jack Hawkins, Nobbys Beach
Connor Johansen, Nobbys Beach
William Shaddock, North Cronulla
Kai Jones, North Cronulla
Nickolas Singh, Newport
Koby Gardiner, Caves Beach
Xavier Byrnes, North Cronulla
Liam Smith, North Cronulla





2026 NSW SURF BOAT INTERSTATE TEAM

Open Women
Port Kembla Parasites
Renee Patison
Morgan Jackson
Shannon Grimsey
Samantha Henry
Jack Patison (Sweep)

Open Men
North Cronulla Purds
Tyrell Duff
James Budd
Zachary Hughes
Corey Dietrich
Adam Purdie (Sweep)

Reserve Women
Freshwater Freaks
Mia Glasson
Cheyenne Hayes
Kelsey Crawford
Ela Cornwell
Nathan Perry (Sweep)

Reserve Men
Avoca Red Dogs
Darcy Lloyd-Phillips
Mitchell Renouf
Jack Wilson
Sunny McRae
Matt Mitchell (Sweep)

U23 Women
Elouera Fancy Pants
Caitlin Smith
Sienna Smith
Tahlia Ingram
Casey Mood
Grant Wilkinson (Sweep)

U23 Men
South Curl Curl Dribblers
Finnian Hume
Cody Kearney
Levi Welsh
Sam Merry
Rob Lowery (Sweep)

U19 Women
South Curl Curl Runaways
Abigail Wilson
Zoe Burke
Naomie Humel
Chanelle Humel
Nathan Wilson (Sweep)

U19 Men
Batemans Bay Hurricanes
Kadyn Macdonald
Kayden Smith
James Collins
Jacob Pike
Neil Innes (Sweep)

REFEREES

2025 NSW Interbranch Championships
Darren Moore

2026 NSW Country Championships
Peter Allsopp

2026 NSW Age Championships
Darren Moore

2026 NSW Masters Championships
Peter Carney

2026 NSW Open Championships
Michael Wasley ESM

2026 NSW Surf Boat Championships / NSW Surf Boat Interseries
Mick Lang

2026 NSW Lifesaving Championships
Royal Lifesaving

2026 Sharkskin NSW IRB Championship
Stacey Gay

2026 NSW Pool Championship
Royal Lifesaving

PETER CARNEY



NATIONAL MEDAL

SECOND CLASP
(35 years service)

Richard Lissenden ESM

FIRST CLASP
(25 years service)

Mark Head
Vincent Malone
Wendy Norman
Michael Baldock
Andrew Mills
Stephen Rayson
Adrian Walsh

NATIONAL MEDAL
(15 years service)

Mark Head
Wilson Gamble
Anthony Bennett
Lindsay Cunningham
Andrew Duerden
Paul Hutchinson
Joseph Murray
Stan Priestley
Ian Wiseman
Andrew Dougherty
Stephen Brown
Joanne McIntosh
Allan Noble
Steve Broughton-Rouse
Terence Aldridge
Peter Gollan
Kim Gollan
Paul Kremer
Paul McWhirter
Bruce White
Noelene Young
Michelle Garvan
Glen Coppen
Alexandra Coppen
Maxwell Hoste
Caroline Smith
Craig Walker
Janet Merrick
Saxon Lysaght-Wheeler
Heather Hawkins
Doug Hawkins
Peter Hooker
Aonghus Murray
Melinda Toomey
Andrew Mills
Chris van der Waal
Sean Cassidy
Steve Haggett
Simon Navin
Tim Parker
Herve Vichemont
Earl Rennie
Darren Galea
Kerewin Hartland
John Lisetto
Nicholas Pierce
Gay Steinthal
Derek Morton
Adrian Futterleib
Tanya Squires
Alexius Chan
Walter Dobrow
Kelly Dobrow
Andrew Jones
Jonathan McKenzie
Wayne Arndell
Thomas Arndell
Vicki Arndell
Susan Croad
David Croad
Andrew Kirby
Paulene Kirby
Kenneth Parish
Kevin Sinclair
Michael Stevenson
Robyn Townsend
Ian Webster
David Bartlett
Michael Megaloconomos
Austin Northey
Blair Joynson
Robert Allchin
Sarah Bugbird
Patricia Stallard
Lloyd Ferguson
Robert White
Rodney Boss
Caroline Hjorth
Noel Moran
Tony Fitzgibbon
Matthew Murphy
Alexander Singh
Brett Worne
Christine Borg
Karen Burns
Barry Cooper
Eric Crooke
Gregory McHugh
Narelle Blick
Kathryn Donnelly
Narelle Duggan
Phillip Palmer
Julian Peterson
Mark Anders
Alan Freeman
Tina Hilleard
Gladys Honer
Elissa Hughes
Mark Stewart
Miep Krechting
Marcela Vitouchova
Jayson Elkins
Melissa Way
Janet Young
Jerry Ongerth
Shane Golden
Sheena McTackett
Leanne Stuart
Chelsea Flood
Wesley Davis
Clyde Poulton
Darren Love
Andrew Birch
Hamish Black
Murray Curtis
Annie Curtis
Mitchell Dawson
Tony Hallinan
Raelene Myers
Linda Perkins
David Rickwood
Robert Rosenbaum
Murray Thompson
Tina Woodward
Suzanne Gerrish
Tate Muscio
Peter Larkin
James Fitzpatrick
Mark Power
Michael Ryan
Sean Leicester
Paul Sharpe
Paul Baker
James Leggett-Budden
Robert Milliken
Michael Roedl
Peter Bagnall
Paul Hoole
Callum Johnston
Steven Monaghan
David Rogers
Peter Smith
Elaine Walker

NEW LIFE MEMBERS

DR DEAN DUDLEY CF BULLI SLSC



Dean is an active volunteer lifesaver, RWC operator and has been commended three times for Excellence in Rescue at a national level (2006, 2015 and 2021).

He boasts sustained and distinguished service, particularly in the education space, where he has spearheaded statewide and national educational initiatives since first becoming a lifesaver in 2003.

Across two stints on the SLSNSW Board, Dean's strategic oversight has impacted how tens of thousands of surf lifesavers develop skills and receive training, contributing to the operational readiness of volunteers on the beach.

Dean also sits on the National Research Advisory Committee, offering high-level expert guidance on evidence-based lifesaving practices, and was formerly the National Education Manager with Surf Life Saving Australia where he spearheaded the nationalisation and digitalisation of lifesaving training programs.

JOHN 'JIMMY' KEOUGH ESM BYRON BAY SLSC



Jimmy joined as a six year-old Nipper at Byron Bay surf club and has remained an active and invaluable part of the club ever since.

He pioneered the concept of Emergency Call Out Teams with his establishment of the Byron Bay Emergency Response Team in 2005 – prior to the formal existence of call out teams – and has held the role of Club Captain for nearly a decade.

He has also been a significant contributor as a Duty Officer, RWC Operator, and Emergency Management leader, and was a well deserving recipient of the Emergency Service Medal in 2022.

As a crewman in the Westpac Lifesaver Rescue Helicopter Northern Service, a State Duty Officer and an Incident Management Team member, Jimmy has leveraged his calm demeanour and clear communication skills to coordinate multi-agency responses and refine emergency protocols and procedures across the state over several decades.

LIFE MEMBERS

1949	Michael Burke BEM*
1949	Jack Cahill*
1949	Jack Cameron*
1949	Geoff Cohen*
1949	Myer Cohen*
1949	Vince Cronin*
1949	Sir Adrian Curlewis CVO CBE*
1949	Frank Dargan*
1949	Garnett Dart*
1949	Greg Dellitt*
1949	John Dillon*
1949	Fred Emms*
1949	Allan Figtree*
1949	Wilfred Goold*
1949	George Hanley*
1949	Noel Hayton OBE*
1949	Ernest Heath*
1949	Jack Hodge*
1949	George Johnson*
1949	Cec Mack*
1949	James McRorie*
1949	Ted Marshall BEM*
1949	George Millar*
1949	Tom Moran*
1949	Roger Moroney*
1949	Harry Small*
1949	Alec Sutherland*
1949	David Thompson*
1949	Lal Turner*
1949	George Webb*
1949	Ken Watson MBE*
1949	Cyril Whitehead*
1949	Stan Windon*
1950	Ralph Plummer*
1950	Frank Tier*
1950	Gordon Worland*
1951	Stan Baker*
1951	William Foerster*
1951	Jack Hansen*
1951	Lionel McDonald OAM*
1951	Frank Payne*
1951	Jack Preston*
1951	Percy Stephens*
1951	Herb Street*
1952	Vic Besomo*
1952	Alf Loton*
1952	Charles Nightingale*
1952	Alan Paterson*
1953	Arthur Castleman MBE*
1953	Alfred 'Pop' Denison*
1953	Ernest 'Bob' Kebby BEM*
1953	George Lindsay*
1953	Jack Roberts*
1955	Robert Brydon*
1955	Vince Williams MBE*
1956	Tom Meagher OBE*
1956	Vic Rushby*
1956	Reg Shanahan*
1957	William Davies*
1957	Don Lucas OBE*
1957	Arthur Olsen*
1957	Jack Pateman*
1957	Gordon Wilson*
1958	George Bignall*
1958	Jim Flanagan BEM*
1958	Bernie Fletcher*
1958	Edward Ovens*
1958	Les Scoble*
1959	Sid Griffin*
1959	Mark Martin*
1959	Rupert Michaelis*
1959	John 'Peter' Newman*
1961	Alec Davidson*
1961	Reg Saunders*
1961	George Williams*
1963	Con Asmussen MBE*
1963	James Dempster*
1963	Walter Crain MBE*
1964	Gil Grant OAM*
1964	Ron Howells OAM*
1965	Ken Brenton*
1965	Harry Clark OAM*
1966	Jack O'Reilly BEM*
1966	Paddy Slaven*
1966	Jim Switzer OAM*
1967	William Haskew*
1968	Hector McDonald OAM*
1968	John Vaughan OAM*
1969	George Critcher*
1971	Ron Field OAM*
1971	John Rosewell OAM*
1971	William Singleton OAM*
1971	Cedric Walton*
1972	Ron Chesher OAM*
1972	Alan Fitzgerald MBE*
1972	Gus Staunton MBE*
1973	Laurie Maria*
1973	Albert Moseley OAM*
1973	Harry Ragan*
1974	Max Waters OAM*
1974	Alan Whelpton AO
1975	Don Rodgers OAM*
1975	Max Sabien*
1976	John Watson AM
1977	Kevin Lunn*
1977	Robert McKenna*
1977	Kevin Morrison*
1978	John Beasley OAM
1978	Nick Dixon*
1978	John Reeves OAM*
1978	Thomas Saul*
1979	Percy Ainsworth*
1980	Lindsay Paton OAM*
1981	Ray Bradley*
1981	Keith Kennedy OAM
1981	Bryce Norman OAM*
1982	Ron Buist*
1982	William Marshall OAM*
1982	Ernie Stephens OAM
1983	Don Gray OAM*
1983	Robert Little OAM*
1983	Gordon McNaughton OAM*
1984	Doug Ferguson OAM*
1985	Michael Byrnes OAM*
1985	Max Godbee OAM*
1986	Ray Brown OAM*
1986	Bert King OAM*
1986	Graham Nicholson*
1987	John Dewey*
1987	William Ingram*
1987	Royce Jackson OAM*
1988	Frank Catt*
1988	Ernie Davis OAM
1988	Paul Smith OAM*
1988	John Staples*
1988	Ian 'Rick' Wright OAM
1989	William Eady OAM*
1989	Neville Henshaw OAM*
1989	Kevin Ruscoe*
1990	John Bevan*
1990	Allan Dawson*
1990	Fred McGrory OAM*
1990	Cliff Marsh OAM*
1991	Charlie Cox OAM*
1991	Peter Liddle*
1992	Chris Conrick*
1992	Ken Murray*

1993	John Meehan OAM
1993	Neil Montgomery OAM*
1993	Michael Moran OAM*
1993	Ken Priest
1993	Ron Strong OAM
1994	Harry Brown OAM*
1994	Ron Shepherd*
1994	Fergus Thomson OAM*
1996	William Gray*
1996	Frank Osborne*
1996	Rex Sargeant*
1997	John Edstein OAM
1997	Trevor Elliott
1997	John Fraser OAM
1998	David Piper OAM
1998	Maurice 'Bill' Singleton*
1998	Robert Smith OAM
1998	Col White
1998	Bill Worth OAM*
1999	Ken Bond*
1999	Ron Bradley OAM*
1999	Arthur Bunt BEM*
1999	Ken English
1999	Anthony Hayes OAM
1999	Neil Purcell OAM*
1999	Owen Ramsay*
2000	Michael Bartlett OAM
2000	Graham Carlisle OAM*
2000	David Roberts OAM*
2001	Terry Boardman OAM
2001	Bruce Caldwell
2001	William Goodman OAM*
2001	Barrie Pitt*
2001	Kevin Stanford OAM*
2001	Stephen Strange OAM
2002	Evan Griffiths OAM*
2002	David Pheeney*
2002	John Sharpe OAM
2002	Ken Sweeny*
2003	Peter Ellercamp*
2003	David Lawler OAM*
2003	Robert Parkhill*
2003	Keith Sutton*
2004	Eddy Bergsma OAM
2004	Ken Leonard*
2004	Warren Lupica OAM
2004	Richie Lytham OAM*
2004	Ron Pears OAM
2004	Brian Wilson*
2005	Ted Brooker OAM*
2005	Paul Day
2005	Kim Holdom
2005	Graham Lees OAM
2005	Peter Pearce OAM
2005	Dave Thompson AM
2006	Alan Beveridge OAM
2006	Andrew Chubb
2006	Ross Matthews OAM*
2006	Jim Poplin
2006	Bill Wonson*
2007	Richard Bignold OAM
2007	Wilson Cregan
2007	Ivan Johnson OAM
2007	Jeffrey Lucke*
2007	Phillip Vanny AM
2007	Robert (Bobo) White
2008	Gregory Allum AM
2008	Anthony Haven AM
2008	John Masters
2008	Kevin Neilson OAM
2009	Ray Brennan OAM*
2009	Gary Cook
2009	Henry Scruton ESM
2009	Peter Daley*
2009	Simon Moriarty
2010	Jeff Mowbray
2010	Donald Allan
2010	Dennis O'Sullivan*
2010	Robert Langbein OAM*
2010	Brett Harrod AM
2010	Graham Bruce AM
2010	Peter Burst
2011	Ian Goode OAM
2011	Maureen Worth
2012	Michael Bate AM
2012	Denise Lees OAM
2012	Warren Rennie AM
2012	William (Bill) Seay OAM*
2013	John Restuccia OAM
2013	Kerry Clancy OAM
2013	Graham Howard
2014	John Mills OAM*
2014	Reginald Wood*
2014	Stephen Knight*
2014	Rhonda Scruton OAM
2014	Chris Paul
2015	Barry Antella OAM
2015	Keith Caldwell*
2015	Stuart Harvey ESM
2015	Howard (Spike) Jones
2015	Colin Laing OAM
2015	Kenneth Sellers
2015	Jennifer Drury
2016	Peter Agnew AM ESM
2016	Terrence Aldridge
2016	Garry Andrew
2016	John De Cean OAM
2016	Peter Kirkwood AM
2016	Rhonda Lycett
2016	Rod McDonagh ESM
2016	Alistair (Slim) Peebles*
2016	Craig Susans
2017	Robert Asser
2017	Gary Daly ESM
2017	Geoffrey Forshaw OAM*
2017	Jeffery Hewitt
2017	Donald McAlister
2017	Ray Petersen OAM
2017	Wayne Scott
2017	David Unger
2017	Donald van Keimpema OAM
2017	John Wake*
2018	George Shales OAM
2018	Peter Rowlands
2018	Jayne Morrison
2018	Donald Hay*
2019	Malcolm Flew
2019	Stephan Jones
2019	Glenn Langley
2019	Grahame Lott
2019	Alan Parsons
2020	Michael Bretherton
2020	Tony Rettke ESM
2021	Ian Everingham
2021	Jimmy McGrath OAM*
2021	Mick Lang
2021	Larry Jennett OAM
2022	Doug Hawkins
2024	Stephen Bennett
2024	James Connolly
2024	Steve Haggett
2024	Frank Davey OAM
2025	John (Jimmy) Keough ESM
2025	Dr Dean Dudley CF

* Deceased

FINANCIAL REPORT

FINANCE REPORT – CHAIR OF FINANCE AND COMPLIANCE COMMITTEE

It is my pleasure to present the audited consolidated financial report for Surf Life Saving NSW (SLSNSW) and its controlled entity, Surf Life Saving Services Pty Limited (SLSS) for the year ended 30 June 2026.

OPERATIONAL & FINANCIAL REVIEW

SLSNSW reported a consolidated surplus of $2,137,685 for the year ended 30 June 2026 (2025 surplus $2,477,188). Revenue increased 4.7% primarily from increases in tied grant funding for large capital projects that will incur depreciation charges in future periods.

GOVERNMENT FUNDING & GRANTS

SLSNSW received core funding from the NSW Government as follows:

NSW Premiers Department

A total of $10.2m was received during 2025/26, being the third instalment of the 4-year Enhanced Funding agreement. These monies included continuation of staffing enhancements (inclusive of Branch Administrative Officers for all Branches), State Operations Centre and radio network operations, coastal risk research projects, a dedicated education team to engage CALD communities, the club equipment grant (CLEG) and Zone Emergency Officers. In addition, grant funds assisted in the purchase of RWC's and Emergency Response Vehicles for branches and expansion of Emergency Response Beacons (ERB's).

NSW Department of Primary Industries

Continuation of the Shark Mitigation/ Surveillance research project for 2025/26, along with an extension in services from January 2026 ($6.0m). This enabled shark surveillance at selected locations along the NSW coastline, and continued SLSNSW's key positioning in this emerging surveillance technology.

In addition, SLSNSW received $309k for Rock Fishing community education.

NSW Office of Sport

The NSW Office of Sport provided Surf Life Saving NSW funding during 2025/26, supporting athlete development programs and the Nippers review, and a review into the economic impact of surf lifesaving to the community ($195k).

NSW Reconstruction Authority

Funding was received from the NSW Reconstruction Authority to engage a Community Resilient and Engagement Coordinator to support members of Bondi and North Bondi SLSC's ($75k).

Grants for Capital Projects - Future Depreciation Charges

Australian accounting standards require SLSNSW to recognise in full the grant monies received for capital projects at the point the capital project is completed and depreciate the capital costs incurred over the useful life of the capital asset. Whilst this will not impact SLSNSW's net cash position, the size of the net surplus or deficit of these specific projects will impact the consolidated surplus reported in each year from general operations. In the 2025/26 year $953K of the consolidated surplus relates to the surplus on these specific capital projects. Likewise in future years, deficits in capital projects because of depreciation charges may result in a consolidated loss being reported. The impact of adopting these accounting standards on the statutory accounts this year and future years relating to current capital projects is as follows:

	Actual Pre 2025/26	Actual 2025/26	Forecast 2026/27	Forecast 2027/28	Forecast Post 2027/28	TOTAL
Grant revenues	$3,963K	$1,706K	$123K	$-	$-	$5,792K
Project expenses	($756K)	($658K)	($265K)	($119K)	($159K)	($1,957K)
Depreciation	($898K)	($1,143K)	($1,092K)	($554K)	($148K)	($3,835K)
Net Surplus/ deficit	$2,309K	($95K)	($1,234K)	($673K)	($307K)	$-

SURF LIFE SAVING AUSTRALIA FUNDING & GRANTS

A total of $1.6m in grants were received during 2025/26. These monies included continuation of funding for VET activities, Coastal Research activities in blackspot areas, Community Education activities, and leadership activities as a Centre of Excellence.

FUNDRAISING & SPONSORSHIP REVENUE

Fundraising revenue was $3.9m (2025 $3.0m), with distributions received from the Surf Life Saving Foundation and some bequests and corporate donations.

SLSNSW sponsorship revenue rose to $2.3m (2025 $2.1m) including being the beneficiary of national sponsorship programs managed by SLSA. SLSNSW's members, clubs and branches generate substantial goodwill and commercial activation for SLSA's retention and attraction of its national sponsors, as well as from our NSW sponsorships of the State and Country Championships, Junior development programs, Awards of Excellence and other programs.

I would like to acknowledge and thank our national partners Westpac, DHL, Isuzu, Ampol and Qantas for their continuing contribution during 2025/26. I would also like to highlight our SLSNSW commercial partners in ClubsNSW, Ingenia Holiday Parks, Abe's Bagels, Sharkskin, JJ Lawson, Lake Macquarie Council and Marsh Advantage Insurance. Their financial contributions have been key to SLSNSW delivering a range of member benefits and programs.

LOANS TO CLUBS (BUILDING PROGRAM CASHFLOW ASSISTANCE)

During the 2025/26 year, SLSNSW extended short term cashflow assistance to two club undertaking building programs. These loans have been paid down by $132K during the year and the remainder are expected to be repaid as per the specific arrangement with those clubs. Market interest rates have been applied.

SURF LIFE SAVING SERVICES

Surf Life Saving Services (SLSS) is the commercial arm of SLSNSW and delivers first aid training, public event safety services, UAV services and lifeguarding contract services to local councils. After allowing for its working capital requirements, 100 percent of the profits of SLSS are paid to SLSNSW.

SLSS achieved a strong operating profit for the year, and the SLSNSW Board thanks the SLSS Board and management for their continued diligence in delivering surpluses that financially supports the member and community programs of SLSNSW.

DISTRIBUTIONS

SLSNSW was able to distribute funds to compliant clubs and branches totalling over $2.1m during 2025/26 (2025 $1.7m). Distributions assist with capital works, lifesaving equipment, volunteer uniforms, and general operating costs.

CASH & DEPOSITS

The consolidated group currently holds $9.5m (2025 $10.3m) in cash reserves. This includes capital grants held in escrow for clubs ($0.08m), unexpended tied grants representing a liability until appropriately expended as per their respective contracts ($2.7m), and other fundraising commitments ($1.1m).

INVESTMENT PORTFOLIO

On the advice of its Investment Advisory Committee, SLSNSW extended its equity portfolio during 2025/26 by a further cash injection of $3.0m (2024/25 $4.0m). The equity portfolio is classified as a non-current asset, recognising the long-term nature of the investment. In all, the equity portfolio and term deposits have achieved returns above what could have been recognised from general cash accounts.

FINANCE, AUDIT AND COMPLIANCE COMMITTEE

The Finance, Audit and Compliance Committee (FACC) consist of members who work professionally in finance and audit roles.

During the year, the committee met regularly to review and oversee financial reporting, budgeting, audit and other compliance matters. This includes both the oversight of the annual external audit performed by Pitcher Partners, and the internal audit program conducted by Nexia, which have both provided the FACC and the SLSNSW Board strong assurances around the financial policies and procedures applied within the organisation.

Both management and the Boards of SLSNSW and SLSS have appreciated the committee's counsel and oversight.

INVESTMENT ADVISORY COMMITTEE

The Investment Advisory Committee (IAC) consists of members who work professionally in the investment advisory sector.

During the year, the IAC worked with the SLSNSW Board to consider the appropriate risk profile for the organisation, and targeted returns desired to both build SLSNSW's financial position as well as fund extensions of its operations.

The committee met regularly to review the significant investments SLSNSW holds both in cash and land holdings, resulting in a continuing move from cash to equity holdings.

Both management and the Boards of SLSNSW and SLSS have appreciated the committee's advice during the year.

CONCLUSION

With the ongoing support from the NSW Premiers Department, ongoing sponsorship and donation support, strong investment returns, and commercial performance from its subsidiary, Surf Life Saving NSW finds itself in a strong financial position.

The Boards of SLSNSW and SLSS are committed to a prudent and responsible approach to ensure the sustainability of the organisation and its affiliated clubs and branches. I would like to thank them, as well as the FACC and IAC for their counsel and assistance during the year.

I would also like to thank and acknowledge the significant contribution of SLSNSW CFO Rebecca Reurich and the Finance team, as well as Melissa Alexander and Jake Hadfield from Pitcher Partners, for their assistance with our statutory audit, and Joseph Santangelo from Nexia for their assistance with our internal audits.

To view the full Financial and Directors report go to the Surf Life Saving Website (www.surflifesaving.com.au)

Paul Bolton
Director and Chair, Finance, Audit and Compliance Committee

FINANCIAL REPORT

Consolidated Statement of Profit or Loss and Other Comprehensive Income	Note	2026($)	2025($)
Revenue and other income			
Grant revenue	3	17,084,261	14,973,206
Sale of goods and rendering of services	3	14,661,136	15,643,039
Capitation and insurance levies	3	1,572,749	1,492,269
Interest income		478,826	493,816
Unrealised (losses) / gains on financial assets at fair value through profit or loss		(74,688)	869,976
Investment income from financial assets		1,056,032	266,772
Donations		3,864,477	2,992,667
Sponsorship		2,271,594	2,071,214
Other revenue	4	1,748,572	1,747,531
Other income	4	298,599	490,411
		42,961,558	41,040,901
Expenses			
Materials and consumables used		(2,128,422)	(2,877,769)
Employee benefits expense	5	(21,734,091)	(20,086,984)
Consultancy costs		(264,096)	(213,752)
Contractors		(594,071)	(594,585)
Assets costing less than $20,000		(2,272,421)	(1,649,019)
Distribution of grants to Clubs and Branches		(2,090,238)	(1,674,868)
Depreciation and amortisation expense		(1,951,022)	(1,837,848)
Repairs and maintenance		(1,085,859)	(1,066,143)
Meetings and catering		(195,731)	(104,340)
Advertising		(323,240)	(231,377)
Insurance		(1,492,294)	(1,345,704)
IT and communications		(2,970,183)	(3,037,150)
Motor vehicle		(849,323)	(876,592)
Venue hire and utilities		(552,893)	(538,614)
Printing, postage & stationery		(190,338)	(174,053)
Training		(497,278)	(464,157)
Travel & accommodation		(733,985)	(869,510)
Fees and permits		(153,501)	(190,306)
Other expenses		(744,887)	(730,942)
		(40,823,873)	(38,563,713)
Surplus for year		**2,137,685**	**2,477,188**
Other comprehensive income for the year		**-**	**-**
Total comprehensive income		**2,137,685**	**2,477,188**

Consolidated Statement of Financial Position	Note	2026($)	2025($)
Current assets			
Cash and cash equivalents	8	9,474,899	10,310,368
Receivables	9	842,899	1,720,612
Inventories		92,257	141,935
Financial assets	10	2,450,000	2,300,000
Other assets	11	2,062,163	1,232,831
Total current assets		**14,922,218**	**15,705,746**
Non-current assets			
Financial assets	10	16,319,818	12,994,816
Property, plant and equipment	13	24,924,799	24,858,249
Total non-current assets		**41,244,617**	**37,853,065**
Total assets		**56,166,835**	**53,558,811**
Current liabilities			
Payables	14	3,069,588	2,842,005
Provisions	15	2,441,553	2,430,834
Contract liabilities	16	3,512,480	3,319,533
Total current liabilities		**9,023,621**	**8,592,372**
Non-current liabilities			
Provisions	15	365,515	326,425
Total non-current liabilities		**365,515**	**326,425**
Total liabilities		**9,389,136**	**8,918,797**
Net assets		**46,777,699**	**44,640,014**
Equity			
Reserves	17	10,581,785	10,581,785
Retained surplus		36,195,914	34,058,229
Total equity		**46,777,699**	**44,640,014**

Consolidated Statement of Changes In Equity	Asset revaluation reserve	Retained surplus	Total equity
Balance as at 1 July 2024	**10,581,785**	**31,581,041**	**42,162,826**
Surplus for year	-	2,477,188	2,477,188
Total comprehensive income for the year	**-**	**2,477,188**	**2,477,188**
Balance as at 30 June 2025	**10,581,785**	**34,058,229**	**44,640,014**
Balance as at 1 July 2025	**10,581,785**	**34,058,229**	**44,640,014**
Surplus for year	-	2,137,685	2,137,685
Total comprehensive income for the year	**-**	**2,137,685**	**2,137,685**
Balance as at 30 June 2026	**10,581,785**	**36,195,914**	**46,777,699**

Consolidated Statement of Cash Flows	2026($)	2025($)
Cash flow from operating activities		
Receipts from members, customers, donors and for grants	46,383,534	41,287,493
Payments to suppliers and employees	(42,710,236)	(40,550,892)
Interest received (cash at bank)	376,194	316,117
Net cash provided by operating activities	**4,049,492**	**1,052,718**
Cash flow from investing activities		
Investment income	425,285	644,198
Interest received (term deposits)	72,030	263,366
Proceeds from sale of property, plant and equipment	107,309	152,958
Payment for property, plant and equipment	(2,028,074)	(1,872,257)
Receipts from / (payment for) investments in term deposits	(150,000)	3,823,134
Payment for investments in managed funds	(3,399,690)	(4,513,959)
Net loan repayments received / (loans provided)	88,179	419,578
Net cash (used in) investing activities	**(4,884,961)**	**(1,082,982)**
Cash flow from financing activities		
Principal portion of lease payments	-	(39,906)
Net cash (used in) financing activities	**-**	**(39,906)**
Reconciliation of cash		
Cash at beginning of the financial year	10,310,368	10,380,538
Net (decrease) in cash held	(835,469)	(70,170)
Cash at end of financial year	**9,474,899**	**10,310,368**

FINANCIAL REPORT

Note 1: Material Accounting Policy Information

General information

The financial report is a general purpose financial report that has been prepared in accordance with the Australian Charities and Not-for-profits Commission Act 2012 and Australian Accounting Standards - Simplified Disclosures, Interpretations and other applicable authoritative pronouncements of the Australian Accounting Standards Board. This includes compliance with the recognition and measurement requirements of all Australian Accounting Standards, Interpretations and other authoritative pronouncements of the Australian Accounting Standards Board and the disclosure requirements of AASB 1060 General Purpose Financial Statements - Simplified Disclosures for For-Profit and Not-for-Profit Tier 2 Entities.

The financial report covers Surf Life Saving New South Wales and its controlled entity. Surf Life Saving New South Wales is a Company limited by guarantee, incorporated and domiciled in Australia. Surf Life Saving New South Wales is a not-for-profit entity for the purpose of preparing the financial statements.

The financial report was approved by the directors at the date of the directors' report.

Historical Cost Convention

The financial report has been prepared under the historical cost convention, as modified by revaluations to fair value for certain classes of assets and liabilities as described in the accounting policies.

Significant accounting estimates and judgements

The preparation of the financial report requires the use of certain estimates and judgements in applying the Group's accounting policies. Those estimates and judgements significant to the financial report are disclosed in Note 2 to the financial statements.

Accounting policies

The following accounting policies have been applied in the preparation and presentation of the financial report.

(a) Revenue

Sale of goods and services

Revenue from the sale of goods is recognised when the significant risks and rewards of ownership of the goods have passed to the buyer and the costs incurred or to be incurred in respect of the transaction can be measured reliably.

Revenue from the rendering of services is recognised upon the delivery of the service to the customers.

Sponsorship

Sponsorship revenue is recognised over time, wholly within the year to which the sponsorship contract relates and in line with relevant performance obligations.

Capitation and insurance levies

Revenue from capitations and insurance levies is recognised over the financial year, on a basis that reflects the nature and timing of the benefits and services provided during the financial year.

Grants

Grant contracts are assessed under Accounting Standard AASB 15 - Revenue from Contracts with Customers ("AASB 15"). Where applicable they are recognised as revenue when performance obligations have been met. Grants that do not contain enforceable and sufficiently specific performance obligations are recognised at fair value when the Group obtains control of the asset. Any related amounts, such as contributions from owners, financial liabilities, contract liabilities, lease liabilities and provisions are recognised in accordance with other applicable Australian Accounting Standards.

The excess of the initial carrying amount of assets received over the aggregate of the consideration provided by the Group and any related amounts is recognised as income in accordance with Accounting Standard AASB 1058 - Income of Not-for-profit Entities ("AASB 1058").

A transfer of a financial asset, including cash, to enable the Group to acquire or construct a recognisable non-financial asset to identified specifications to be controlled by the Group, such as an item of property, plant and equipment are initially recognised as a liability and subsequently recognised as income as, or when, the Group satisfies its obligation to acquire or construct the specified asset to which the grant relates. For the acquisition of specified assets, income is recognised when the asset is acquired and controlled by the Group. For the construction of specified assets, income is recognised as the construction progresses on the basis of costs incurred relative to expected costs.

When the Group receives grants but is obliged to give directly approximately equal value to the contributor and has no input into who receives the funds or how the money is spent, the revenue is not recognised in the Group's profit or loss, as the Group is acting as an agent, therefore not entitled to recognise the income or expenditure under Accounting Standard AASB 15.

(b) Other revenue and other income

Donations

Cash donations are recognised as income when the Group obtains control of the asset and are recognised at the fair value of the consideration received. Goods donated for resale at recognised at current replacement cost.

Dividend and other distributions

Dividend and other distribution revenue is recognised when the right to receive a dividend or other distribution has been established.

Interest

Interest revenue is measured in accordance with the effective interest method.

All revenue is measured net of the amount of goods and services tax (GST).

(c) Financial instruments

Initial recognition and measurement

Financial assets and financial liabilities are recognised when the group becomes a party to the contractual provisions of the instrument. For financial assets, this is equivalent to the date that the Group commits itself to either the purchase or sale of the asset (i.e. trade date accounting is adopted).

Financial instruments are initially measured at fair value adjusted for transaction costs, except where the instrument is classified as fair value through profit or loss, in which case transaction costs are immediately recognised as expenses in profit or loss.

Classification of financial assets

Financial assets recognised by the Group are subsequently measured in their entirety at either amortised cost or fair value, subject to their classification and whether the Group irrevocably designates the financial asset on initial recognition at fair value through other comprehensive income (FVtOCI) in accordance with the relevant criteria in AASB 9.

Financial assets not irrevocably designated on initial recognition at FVtOCI are classified as subsequently measured at amortised cost, FVtOCI or fair value through profit or loss (FVtPL) on the basis of both:

(a) the Group's business model for managing the financial assets; and

(b) the contractual cash flow characteristics of the financial asset.

Trade and other receivables

Trade and other receivables arise from the Group's transactions with its customers and are normally settled within 30 days.

Consistent with both the Group's business model for managing the financial assets and the contractual cash flow characteristics of the assets, trade and other receivables are subsequently measured at amortised cost.

Equity instruments

Equity instruments comprise units in managed investment funds that are not held for trading. On initial recognition, investments identified by the Group as long-term equity instruments designated (and measured) at fair value through profit or loss.

Financial assets at amortised cost

Term deposits are classified (and measured) at amortised cost on the basis that:

(a) they are held within a business model whose objective is achieved by the Company holding the financial asset to collect contractual cash flows; and

(b) the contractual terms of the financial asset give rise on specified dates to cash flows that are solely payments of principal and interest on the principal amount outstanding

(d) Income tax

No provision for income tax has been raised as the Group is exempt from income tax under Division 50 of the Income Tax Assessment Act 1997.

(e) Property, plant and equipment

Each class of property, property, plant and equipment is measured at cost or fair value less, where applicable, any accumulated depreciation and any accumulated impairment losses. Where property, plant and equipment are acquired at no cost or for a nominal amount, cost is deemed to be the fair value as at the acquisition date.

The Group has applied a capital asset threshold of $20,000. Items of plant and equipment under the capital asset threshold are expensed as "Assets under $20,000" on the statement of financial performance. This policy does not apply to items that are assessed to be material by nature such as assets that have a resale value. This may include motor vehicles, watercraft, ATV's and trailers.

Property

Freehold land and buildings are measured at revalued amounts, being the fair value at the date of the revaluation, less any subsequent accumulated depreciation and any accumulated impairment losses. At each reporting date the carrying amount of each asset is reviewed to ensure that it does not differ materially from the asset's fair value at reporting date. Where necessary, the asset is revalued to reflect its fair value.

Increases in the carrying amounts arising on revaluation of land and buildings are recognised in other comprehensive income and are accumulated in equity. To the extent that the increase reverses a decrease of the same class of asset previously recognised in profit or loss, the increase is recognised in profit or loss. Decreases that offset previous increases of the same class of asset are recognised in other comprehensive income; all other decreases are recognised in profit or loss.

Depreciation

Land is not depreciated. The depreciable amount of all other property, plant and equipment is depreciated over their estimated useful lives commencing from the time the asset is held available for use, consistent with the estimated consumption of the economic benefits embodied in the asset.

Class of fixed asset	Depreciation rates	Depreciation basis
Buildings at valuation	2%	Straight line
Plant and equipment at cost	20-33%	Straight line
Motor vehicles at cost	33%	Straight line
Computer equipment at cost	40%	Straight line

(f) Cash and cash equivalents

Cash and cash equivalents include cash on hand, demand deposits, short-term deposits with an original maturity of three months or less, and bank overdrafts. Bank overdrafts are shown within borrowings in current liabilities in the consolidated statement of financial position.

(g) Employee benefits

(i) Short-term employee benefit obligations
Liabilities arising in respect of wages and salaries, annual leave and other employee benefits (other than termination benefits) expected to be settled wholly before twelve months after the end of the reporting period are measured at the (undiscounted) amounts based on remuneration rates which are expected to be paid when the liability is settled. The expected cost of short-term employee benefits in the form of compensated absences such as annual leave is recognised in the provision for employee benefits. All other short-term employee benefit obligations are presented as payables in the consolidated statement of financial position.

(ii) Long-term employee benefit obligations

The provision for other long-term employee benefits, including obligations for long service leave and annual leave, which are not expected to be settled wholly before twelve months after the end of the reporting period, are measured at the present value of the estimated future cash outflow to be made in respect of the services provided by employees up to the reporting date. Expected future payments incorporate anticipated future wage and salary levels, durations of service and employee turnover, and are discounted at rates determined by reference to market yields at the end of the reporting period on government bonds that are denominated in the currency in which the benefits will be paid. Any remeasurements for changes in assumptions of obligations for other long-term employee benefits are recognised in profit or loss in the periods in which the change occurs.

Other long-term employee benefit obligations are presented as current liabilities in the consolidated statement of financial position if the Group does not have an unconditional right to defer settlement for at least twelve months after the reporting date, regardless of when the actual settlement is expected to occur. All other long-term employee benefit obligations are presented as non-current liabilities in the consolidated statement of financial position.

(h) Impairment of non-financial assets

Assets are assessed for impairment whenever events or circumstances arise that indicate the asset may be impaired.

An impairment loss is recognised when the carrying amount of an asset exceeds the asset's recoverable amount. The recoverable amount of an asset is defined as the higher of its fair value less costs of disposal and value in use (where 'value in use' is determined as the present value of the future cash flows expected to be derived from an asset).

Impairment losses in respect of individual assets are recognised immediately in profit or loss unless the asset is measured at a revalued amount, in which case the impairment loss is treated as a revaluation decrease and is recognised in other comprehensive income to the extent that it does not exceed the amount in the revaluation surplus for the same class of asset.

A reversal of an impairment loss for an asset measured at cost is recognised in profit or loss. A reversal of an impairment loss for an asset measured at a revalued amount is treated as a revaluation increase and is recognised in other comprehensive income, except to the extent that an impairment loss on the same class of asset was previously recognised in profit or loss, in which case a reversal of that impairment loss is also recognised in profit or loss.

(i) Comparatives

Where necessary, comparative information has been reclassified and repositioned for consistency with current year disclosures.

FINANCIAL REPORT

Note 2: Significant Accounting Estimates and Judgements

In the process of applying the Group's accounting policies, management makes various judgements that can significantly affect the amounts recognised in the financial statements. In addition, the determination of carrying amounts of some assets and liabilities require estimation of the effects of uncertain future events. Outcomes within the next financial year that are different from the assumptions made could require a material adjustment to the carrying amounts of those assets and liabilities affected by the assumption.

The following outlines the major judgements made by management in applying the Group's accounting policies and/or the major sources of estimation uncertainty, that have the most significant effect on the amounts recognised in the financial statements and/or have a significant risk of resulting in a material adjustment to the carrying amount of assets and liabilities within the next financial year:

(a) Revenue and other income

The Group derives revenue and other income from a range of activities and sources, including revenue from the sale of goods and the provision of services, and income from donations, operating grants and capital grants. In accordance with Australian Accounting Standards, the Group is required to determine whether it is appropriate to recognise revenue and other income in the financial year in which cash or non cash assets are received or to defer the recognition of revenue and other income until associated obligations and/or conditions (if any) are satisfied. In making this judgement, the Group considers the guidance outlined in AASB 15 Revenue from Contracts with Customers and AASB 1058 Income of Not for Profit Entities and, in particular, whether the arrangement contains enforceable and sufficiently specific performance obligations. Where the Group identifies the existence of enforceable and sufficiently specific performance obligations, or the arrangement requires the Group to use the funds received to acquire or construct items of property, plant and equipment to identified specifications, the recognition of revenue and other income is deferred until the identified obligations are satisfied.

Note 3: Revenue from contracts with customers	2026($)	2025($)
Grants	17,084,261	14,973,206
Rendering of Services (Lifesaving, Lifeguard and First Aid)	14,011,492	14,745,514
Sale of goods (Lifesaving equipment)	543,547	763,340
Licensing	106,097	134,185
Capitation and insurance levies	1,572,749	1,492,269
	33,318,146	**32,108,514**
Revenue by timing of transfer of goods or services to customers:		
- at a point in time (sale of goods)	543,547	763,340
- over time	31,303,022	28,565,943
- at a point in time (capital grants)	1,471,577	2,779,231
	33,318,146	**32,108,514**

Note 4: Other Revenue and Other Income		
Other revenue		
Grants - cooperative funding	1,700,000	1,700,000
Rental income	48,572	47,531
	1,748,572	**1,747,531**
Other Income		
Profit on sale of non-current assets	96,793	152,958
Other income	201,806	337,453
	298,599	**490,411**
Total other revenue and other income	**2,047,171**	**2,237,942**
Government Funding and Other Grants		
NSW Government		
NSW Premiers Department	10,272,017	11,271,660
Resilience NSW (formerly Office of Emergency Management, Department of Communities and Justice)	-	983,869
Department of Regional NSW - Primary Industries	6,663,915	3,217,869
NSW Office of Sport	150,278	184,915
NSW Reconstruction Authority	13,772	-
Total NSW Government	**17,099,982**	**15,658,313**
Other - Non-Government		
Surf Life Saving Australia	1,684,279	1,014,893
Total Grant Revenue	**18,784,261**	**16,673,206**
Total grant revenue is the aggregate of what has been disclosed in Note 3 $17,084,261 (2025: $14,973,206) and in Note 4 $1,700,000 (2025: $1,700,000) respectively.		

Note 5: Employee Benefits	2026($)	2025($)
Employee salaries and wages		
Surf Life Saving New South Wales (parent entity)	8,403,154	7,399,283
Surf Life Saving Services Pty Ltd (subsidiary)	11,095,680	10,715,029
	19,498,834	**18,114,312**
Superannuation expense		
Surf Life Saving New South Wales (parent entity)	889,289	788,163
Surf Life Saving Services Pty Ltd (subsidiary)	1,345,968	1,184,509
	2,235,257	**1,972,672**
Total employee benefits expense	**21,734,091**	**20,086,984**
The subsidiary Company's employee benefits include the provision of Professional Lifeguard Services, First Aid Training, Event Safety and UAV Services throughout New South Wales.		
Note 6: Key Management Personnel Compensation		
Total compensation paid or payable to key management personnel	**2,050,345**	**1,782,391**
Note 7: Remuneration of Auditors		
Remuneration of auditors for:		
Audit and assurance services		
- Audit or review of the financial report	63,000	62,000
Other non-audit services		
- Compilation of subsidiary financial statements	4,600	4,400
- Taxation services	8,827	17,412
	76,427	**83,812**
Note 8: Cash and Cash Equivalents		
Cash on hand	339	231
Cash at bank	9,474,560	10,310,137
	9,474,899	**10,310,368**
Cash and cash equivalents not available for use		
Cash at bank includes $78,580 (2025: $99,718) in which SLS NSW is acting as agent. A corresponding liability is recognised for the amount payable to clubs (Note 14).		
Note 9: Receivables		
Current		
Receivables from contracts with customers	358,891	1,090,444
Allowance for credit losses	(9,281)	(27,854)
	349,610	1,062,590
Other receivables	326,427	402,981
Loan receivables	166,862	255,041
Allowance for credit losses	-	-
	166,862	255,041
	842,899	**1,720,612**
Note 10: Financial Assets		
Current		
Financial assets measured at amortised cost		
Term deposits	**2,450,000**	**2,300,000**
Non-Current		
Financial assets at fair value through profit or loss		
Investments in managed funds	**16,319,818**	**12,994,816**
Note 11: Other Assets		
Current		
Prepayments	827,929	821,692
Accrued income	1,234,234	411,139
	2,062,163	**1,232,831**
Note 12: Government Grants		
At year end, a portion of both cash and investments representing unexpended Government grants received in advance are restricted for use and are not available to service working capital requirements.		
Grants received in advance (Note 16)	2,687,138	2,986,441
Club capital development grants payable (Note 14)	78,580	99,718
Total restricted funds	**2,765,718**	**3,086,159**

FINANCIAL REPORT

Note 13: Property, Plant and Equipment	2026($)	2025($)
Land		
Freehold land at valuation	**15,651,000**	**15,651,000**
Buildings		
At valuation	6,619,000	6,619,000
Accumulated depreciation	(352,294)	(176,147)
	6,266,706	**6,442,853**
Plant and equipment		
Plant and equipment at cost	4,963,578	4,550,355
Accumulated depreciation	(3,392,567)	(2,938,087)
	1,571,011	**1,612,268**
Motor vehicles at cost	2,967,169	3,034,198
Accumulated depreciation	(2,418,424)	(1,956,825)
	548,745	**1,077,373**
Computer equipment at cost	240,079	336,543
Accumulated depreciation	(172,300)	(261,788)
	67,779	**74,755**
Capital work in progress	819,558	-
Total plant and equipment	**3,007,093**	**2,764,396**
Total property, plant and equipment	**24,924,799**	**24,858,249**
(a) Valuations		
The land and buildings at 1 and 3 Narabang Way, Belrose and 13 Central Close, Port Macquarie were valued at 30 June 2024. The fair value of the land is estimated based on appraisals performed by independent, professionally qualified property valuers.		
(b) Reconciliations		
Reconciliation of the carrying amounts of property, plant and equipment at the beginning and end of the current financial year		
Land		
Opening and closing carrying amount	15,651,000	15,651,000
Closing carrying amount	**15,651,000**	**15,651,000**
Buildings		
Opening carrying amount	6,442,853	6,619,000
Depreciation expense	(176,147)	(176,147)
Closing carrying amount	**6,266,706**	**6,442,853**
Plant and equipment		
Opening carrying amount	1,612,268	1,248,358
Additions	953,690	1,021,882
Depreciation expense	(994,947)	(673,652)
Transfer	-	15,680
Closing carrying amount	**1,571,011**	**1,612,268**
Motor vehicles		
Opening carrying amount	1,077,373	1,170,158
Additions	212,762	798,889
Disposals	(10,502)	-
Depreciation expense	(730,888)	(891,674)
Closing carrying amount	**548,745**	**1,077,373**
Computer equipment		
Opening carrying amount	74,755	77,927
Additions	42,064	51,486
Depreciation expense	(49,040)	(58,918)
Transfer	-	4,260
Closing carrying amount	**67,779**	**74,755**
Capital work in progress		
Opening carrying amount	-	19,940
Additions	819,558	-
Transfers	-	(19,940)
Closing carrying amount	**819,558**	**-**
(c) Contractual commitments for the acquisition of property, plant and equipment		
Surf Life Saving New South Wales has committed to purchasing plant and equipment totalling $1,556,868 (2025: $603,923), which is expected to be settled within 12 months.		

Note 14: Payables	2026($)	2025($)
Current		
Unsecured liabilities		
Trade creditors	1,817,446	1,899,260
Other creditors	392,845	184,718
GST	89,711	143,749
Club capital development grants payable	78,580	99,718
Accrued expenses	691,006	514,560
	3,069,588	**2,842,005**

Note 15: Provisions		
Current		
Employee benefits	1,332,891	1,197,329
Fundraising distribution	1,108,662	1,233,505
	2,441,553	**2,430,834**
Non Current		
Employee benefits	365,515	326,425
	365,515	**326,425**

(a) Description of provisions

The fundraising provision represents amounts payable to surf clubs, out of funds raised by the Surf Life Saving Foundation, for which amounts are transferred to Surf Life Saving New South Wales for distribution to surf clubs. The grants are payable in accordance with Board approved decisions and are subject to clubs meeting the requirements, as stipulated in those decisions.

(b) Reconciliations

Reconciliation of the carrying amounts of provisions at the beginning and end of the current financial year

Fundraising distribution		
Opening balance	1,233,505	1,398,717
Additional amounts recognised	987,157	938,788
Amounts distributed to surf clubs	(1,112,000)	(1,104,000)
Closing balance	**1,108,662**	**1,233,505**

Note 16: Contract Liabilities		
Current		
Deferred income	825,342	333,092
Contract liabilities - Grants received in advance	2,687,138	2,986,441
	3,512,480	**3,319,533**

Contractual liabilities relate to grants received for ongoing projects that have not yet been recognised as revenue under AASB 15 as the relevant performance obligations have not yet been met.

Note 17: Reserves		
Asset revaluation reserve	**10,581,785**	**10,581,785**

The reserve is used to recognise increments and decrements in the fair value of land and buildings.

Note 18: Financial Contingencies

Surf Life Saving New South Wales joined the National Redress Scheme (NRS) as part of the Surf Life Saving Australia Participatory Group on behalf of its member clubs. Other members of this participatory group include Surf Life Saving Australia and other State Life Saving organisations. The Participatory group is structured to require each member to contribute funds that will be used for any potential claims under the NRS. Should this initial funding be fully utilised, any additional liability will be the responsibility of the member of the participatory group and / or its member club that has had a claim made against them. The NRS is open until 30 June 2027.

At reporting date the directors are not aware of any additional liability outside any claims that may have been made under NRS through the participatory group. However, there is a risk that future claims may be received. The extent and ultimate outcome of any future claims cannot be presently determined. Hence it is not practicable to make a reliable estimate of any liabilities that may arise in the future.

Apart from the above, the Group has no other known material contingent assets or liabilities

Note 19: Events Subsequent To Reporting Date

The NSW Premier announced Surf Life Saving New South Wales involvement in an expansion of Shark Surveillance activities in late June 2026, including additional drone surveillance activities across the NSW coastline and development of solutions incorporating artificial intelligence and emerging technology. Surf Life Saving New South Wales are in final stages of negotiating the performance obligations with the Department of Primary Industries, with the expected grant to be approximately $45.0m over two years, a significant uplift from the previous grants received.

There has been no other matter or circumstance, which has arisen since 30 June 2026 that has significantly affected or may significantly affect:

(a) the operations, in financial years subsequent to 30 June 2026, of the Group, or
(b) the results of those operations, or
(c) the state of affairs, in financial years subsequent to 30 June 2026, of the Group.

Note 20: Members' Guarantee

The Company is incorporated under the Corporations Act 2001 and is a Company limited by guarantee. If the Company is wound up, clause 13, (Members' Liabilities) of the Constitution states that each member is required to contribute towards the debts and liabilities or the costs, charges and expenses of the winding up of the Company as to the amount, if any, as required to be paid in accordance with Rule 15 (Affiliation, Membership and Insurance Levy Fees), of the Constitution.

FINANCIAL REPORT

Note 21: Interests In Subsidiaries		2026(%)	2025(%)
Surf Life Saving Services Pty Ltd (SLSS) is the subsidiary of SLS NSW. SLSS is registered with the ACNC and is endorsed with Deductible Gift Recipients status.			
	Country of incorporation	**Ownership interest**	
Surf Life Saving Services Pty Ltd	Australia	100	100

Note 22: Economic Dependency

Surf Life Saving New South Wales is dependent on the ongoing receipt of financial assistance from the NSW Government to continue delivering its programs and services. At the time of this report, the directors have no reason to believe that the government will discontinue its support of Surf Life Saving New South Wales.

Note 23: Parent Entity Details	2026($)	2025($)
Summarised presentation of the parent entity, Surf Life Saving New South Wales, financial statements:		
(a) Summarised statement of financial position		
Assets		
Current assets	10,112,074	11,313,604
Non-current assets	40,565,648	37,116,337
Total assets	**50,677,722**	**48,429,941**
Liabilities		
Current liabilities	6,853,544	8,036,378
Non-current liabilities	215,267	202,641
Total liabilities	7,068,811	8,239,019
Net assets	**43,608,911**	**40,190,922**
Equity		
Retained earnings	33,027,126	29,609,137
Reserves		
Asset revaluation reserve	10,581,785	10,581,785
Total equity	**43,608,911**	**40,190,922**
(b) Summarised statement of profit or loss and other comprehensive income		
Surplus for the year	3,417,989	2,404,345
Other comprehensive income for the year	-	-
Total comprehensive income for the year	**3,417,989**	**2,404,345**

AUDITORS' DECLARATION

Pitcher Partners Sydney
ABN 17 795 780 962

Level 16, Tower 2 Darling Park
201 Sussex Street
Sydney NSW 2000

Postal address
GPO Box 1615
Sydney NSW 2001

+61 2 9221 2099
sydneypartners@pitcher.com.au

pitcher.com.au

Auditor's Independence Declaration
To the Directors of Surf Life Saving New South Wales
ABN 93 827 748 379

In relation to the independent audit for the year ended 30 June 2026, to the best of my knowledge and belief, there have been:

(i) No contraventions of the auditor independence requirements of section 60-40 of *Australian Charities and Not-for-profits Commission Act 2012* in relation to the audit; and

(ii) No contraventions of any applicable code of professional conduct in relation to the audit.

This declaration is in respect of Surf Life Saving New South Wales and the entities it controlled during the year.

Melissa Alexander

Melissa Alexander
Partner

Pitcher Partners
Sydney

5 September 2026

DIRECTORS' DECLARATION

SURF LIFE SAVING NEW SOUTH WALES AND CONTROLLED ENTITY
ABN: 93 827 748 379

DIRECTORS' DECLARATION

The directors of the Company declare that:

1. In the directors' opinion, the financial statements and notes thereto, as set out on pages 11 - 31, satisfy the requirements of the *Australian Charities and Not-for-profits Commission Act 2012*, including:

   (a) complying with Australian Accounting Standards - Simplified Disclosures and the *Australian Charities and Not-for-profits Commission Regulations 2022*; and

   (b) giving a true and fair view of the financial position as at 30 June 2026 and performance for the year ended on that date of the Group.

2. In the directors' opinion there are reasonable grounds to believe that the Company will be able to pay its debts as and when they become due and payable.

Signed in accordance with subsection 60.15(2) of the *Australian Charities and Not-for-profits Commission Regulations 2022*.

Director: _____

Elissa Hancock

Director: _____

Paul Bolton

Dated this 5th day of September 2026

INDEPENDENT AUDITOR'S REPORT

Pitcher Partners Sydney
ABN 17 795 780 962

Level 16, Tower 2 Darling Park
201 Sussex Street
Sydney NSW 2000

Postal address
GPO Box 1615
Sydney NSW 2001

+61 2 9221 2099
sydneypartners@pitcher.com.au

pitcher.com.au

Independent Auditor's Report
To the Members of Surf Life Saving New South Wales
ABN 93 827 748 379

Report on the Audit of the Financial Report

Opinion

We have audited the financial report of Surf Life Saving New South Wales ("the Company") and its subsidiary ("the Group"), which comprises the consolidated statement of financial position as at 30 June 2026, the consolidated statement of profit or loss, the consolidated statement of other comprehensive income, the consolidated statement of changes in equity and the consolidated statement of cash flows for the year then ended, and notes to the financial statements, including material accounting policy information, and the directors' declaration.

In our opinion the financial report of the Group has been prepared in accordance with Division 60 of the *Australian Charities and Not-for-profits Commission Act 2012*, including:

(a) giving a true and fair view of the Group's financial position as at 30 June 2026 and of its financial performance for the year then ended; and
(b) complying with Australian Accounting Standards – Simplified Disclosures and Division 60 of the *Australian Charities and Not-for-profits Commission Regulations 2022.*

Basis for Opinion

We conducted our audit in accordance with Australian Auditing Standards. Our responsibilities under those standards are further described in the *Auditor's Responsibilities for the Audit of the Financial Report* section of our report. We are independent of the Group in accordance with the auditor independence requirements of the *Australian Charities and Not for-profits Commission Act 2012* ("ACNC Act") and the ethical requirements of the Accounting Professional and Ethical Standards Board's APES 110 *Code of Ethics for Professional Accountants (including Independence Standards)* ("the Code") that are relevant to our audit of the financial report in Australia. We have also fulfilled our other ethical responsibilities in accordance with the Code. We believe that the audit evidence we have obtained is sufficient and appropriate to provide a basis for our opinion.

Other Information

The directors are responsible for the other information. The other information comprises the information included in the Group's annual report for the year ended 30 June 2026 but does not include the financial report and our auditor's report thereon.

Our opinion on the financial report does not cover the other information and accordingly we do not express any form of assurance conclusion thereon.

INDEPENDENT AUDITOR'S REPORT



In connection with our audit of the financial report, our responsibility is to read the other information and, in doing so, consider whether the other information is materially inconsistent with the financial report or our knowledge obtained in the audit or otherwise appears to be materially misstated.

If, based on the work we have performed, we conclude that there is a material misstatement of this other information, we are required to report that fact. We have nothing to report in this regard.

Responsibilities of the Directors for the Financial Report

The directors are responsible for the preparation and fair presentation of the financial report in accordance with Australian Accounting Standards – Simplified Disclosures and the ACNC Act, and for such internal control as the directors determine is necessary to enable the preparation of the financial report that is free from material misstatement, whether due to fraud or error.

In preparing the financial report, the directors are responsible for assessing the group's ability to continue as a going concern, disclosing, as applicable, matters related to going concern and using the going concern basis of accounting unless the directors either intend to liquidate the group or to cease operations, or has no realistic alternative but to do so.

The directors are responsible for overseeing the group's financial reporting process.

Auditor's Responsibilities for the Audit of the Financial Report

Our objectives are to obtain reasonable assurance about whether the financial report as a whole is free from material misstatement, whether due to fraud or error, and to issue an auditor's report that includes our opinion. Reasonable assurance is a high level of assurance but is not a guarantee that an audit conducted in accordance with Australian Auditing Standards will always detect a material misstatement when it exists. Misstatements can arise from fraud or error and are considered material if, individually or in the aggregate, they could reasonably be expected to influence the economic decisions of users taken on the basis of the financial report.

As part of an audit in accordance with Australian Auditing Standards, we exercise professional judgement and maintain professional scepticism throughout the audit. We also:

- Identify and assess the risks of material misstatement of the financial report, whether due to fraud or error, design and perform audit procedures responsive to those risks, and obtain audit evidence that is sufficient and appropriate to provide a basis for our opinion. The risk of not detecting a material misstatement resulting from fraud is higher than for one resulting from error, as fraud may involve collusion, forgery, intentional omissions, misrepresentations, or the override of internal control.
- Obtain an understanding of internal control relevant to the audit in order to design audit procedures that are appropriate in the circumstances, but not for the purpose of expressing an opinion on the effectiveness of the group's internal control.
- Evaluate the appropriateness of accounting policies used and the reasonableness of accounting estimates and related disclosures made by directors.
- Conclude on the appropriateness of the group's use of the going concern basis of accounting and, based on the audit evidence obtained, whether a material uncertainty exists related to events or conditions that may cast significant doubt on the group's ability to continue as a going concern. If we conclude that a material uncertainty exists, we are required to draw attention in our auditor's report to the related disclosures in the financial report or, if such disclosures are inadequate, to modify our opinion. Our conclusions are based on the audit evidence obtained up to the date of our auditor's report. However, future events or conditions may cause the group to cease to continue as a going concern.
- Evaluate the overall presentation, structure and content of the financial report, including the disclosures, and whether the financial report represents the underlying transactions and events in a manner that achieves fair presentation.

INDEPENDENT AUDITOR'S REPORT

- Obtain sufficient appropriate evidence regarding the financial information of the entities or business activities within the group to express an opinion on the financial report. We are responsible for the direction, supervision and performance of the group audit. We remain solely responsible for our audit opinion.

We communicate with the directors regarding, among other matters, the planned scope and timing of the audit and significant audit findings, including any significant deficiencies in internal control that we identify during our audit.

Melissa Alexander

Melissa Alexander
Partner

Pitcher Partners

Pitcher Partners
Sydney

5 September 2026

LIFESAVING STATISTICS

	FNC	NC	MNC	LNC	HUN	CC	SNB	SYD	ILL	SC	FSC	Other	NSW
Emergency Callouts	147	44	39	32	67	111	129	218	47	83	57	29	**1,003**
Ambulances Called	59	8	24	14	18	41	77	95	11	14	18	2	**381**
Drowning Deaths	10	4	4	2	2	6	9	8	0	12	2	1	**60**

RESCUES 1,871

No gear	5	1	5	7	14	33	31	47	9	7	2	0	**161**
Rescue tube	16	9	8	4	20	49	63	210	37	13	19	0	**448**
Rescue board	33	5	11	11	34	123	82	235	50	20	14	0	**618**
IRB	38	2	6	3	33	60	53	80	26	4	0	0	**305**
RWC	33	0	3	0	12	37	41	154	2	0	8	0	**290**
JRB/ORB/RIB	0	0	0	0	0	0	0	15	0	0	0	0	**15**
Helicopter	0	0	0	0	0	0	0	2	0	0	0	0	**2**
Surfboard	0	0	1	0	1	5	2	0	0	0	0	0	**9**
Other	3	0	1	0	2	3	2	10	1	0	1	0	**23**
TOTAL	128	17	35	25	116	310	274	753	125	44	44	0	**1,871**

PREVENTATIVE ACTIONS 153,388

Lost children	14	1	10	1	18	18	30	42	3	3	2	0	**142**
Preventatives	9,252	719	3,133	1,269	66,755	11,472	11,673	38,588	5,538	2,694	1,632	0	**152,725**
Searches	17	0	1	3	19	26	29	49	5	4	7	0	**160**
Shark alarm	81	3	9	14	33	73	94	31	12	5	6	0	**361**
TOTAL	9,364	723	3,153	1,287	66,825	11,589	11,826	38,710	5,558	2,706	1,647	0	**153,388**

FIRST AIDS 3,765

Fractures/dislocation	16	0	32	5	11	12	21	37	5	1	2	0	**142**
Marine stings	124	9	42	45	163	118	133	229	16	25	28	0	**932**
Major wounds	2	0	6	9	9	5	12	29	4	1	5	0	**82**
Minor cuts/abrasions	136	11	87	44	250	245	261	823	121	56	45	0	**2,079**
Other	31	5	20	16	90	62	62	138	28	16	18	0	**486**
Resuscitation	0	0	0	0	0	0	1	0	0	0	0	0	**1**
Spinal	1	0	2	2	2	10	7	12	4	1	2	0	**43**
TOTAL	310	25	189	121	525	452	497	1,268	178	100	100	0	**3,765**

BEACH ATTENDANCE 5,630,769

Attendance	281,532	76,914	167,737	150,993	742,705	858,337	1,433,743	1,427,871	227,654	141,742	121,541	0	**5,630,769**

VOLUNTEER PATROL HOURS 702,690

AUSTRALIAN LIFEGUARD SERVICE

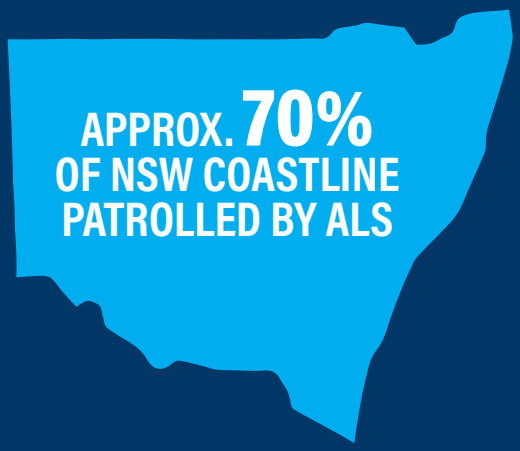

RESCUES

No gear	84
Rescue tube	44
Rescue board	531
IRB	0
RWC	55
JRB/ORB/RIB	0
Helicopter	0
Surfboard	3
Other	21
TOTAL	738

PREVENTATIVE ACTIONS

Lost children	198
Preventatives	546,446
Searches	20
Shark alarm	214
TOTAL	546,878

FIRST AIDS

Fractures/dislocation	42
Marine stings	1,205
Major wounds	67
Minor cuts/abrasions	2,372
Other	156
Resuscitation	0
Spinal	10
TOTAL	3,852

BEACH ATTENDANCE

Attendance	5,224,724

PATROL HOURS

Patrol Hours	94,372

TWEED SHIRE COUNCIL
- 10 Beaches
- 7 Months
- 36 years

BYRON SHIRE COUNCIL
- 9 Beaches
- 12 Months (Main Beach)
- 37 years

BALLINA SHIRE COUNCIL
- 5 Beaches
- 7 Months
- 38 years

RICHMOND VALLEY COUNCIL
- 1 Beach
- Spring, Summer, Autumn Holidays
- 37 years

CLARENCE VALLEY SHIRE COUNCIL
- 7 Beaches
- Spring, Summer, Autumn Holidays
- 32 years

BELLINGEN SHIRE COUNCIL
- 2 Beaches
- Spring, Summer, Autumn Holidays
- 22 years

NAMBUCCA SHIRE COUNCIL
- 3 Beaches
- Summer Holidays
- 22 years

KEMPSEY SHIRE COUNCIL
- 5 Beaches
- Spring, Summer
- 22 years

PORT MACQUARIE-HASTINGS COUNCIL
- 6 Beaches
- 12 Months (Town Beach)
- 10 years

MIDCOAST COUNCIL
- 9 Beaches
- Spring, Summer
- 28 years

PORT STEPHENS COUNCIL
- 3 Beaches
- 12 Months (One Mile Beach)
- 29 years

LAKE MUNMORAH CONSERVATION
- 1 Beach
- Spring, Summer
- 18 years

ROYAL NATIONAL PARK
- 2 Beaches
- Summer Holidays
- 23 years

SHOALHAVEN CITY COUNCIL
- 8 Beaches
- Summer Holidays
- 33 years

EUROBODALLA SHIRE COUNCIL
- 8 Beaches
- Summer Holidays
- 3 years

BEGA VALLEY SHIRE COUNCIL
- 9 Beaches
- Summer Holidays
- 16 years

LAKE PARRAMATTA
- 1 Beach
- Summer Holidays
- 13 years

PENRITH BEACH
- 1 Beach
- December to April
- 2 years

BENTS BASIN
- 1 Beach
- Summer holidays
- 1 year

AWARDS

Award	FNC	MNC	NC	LNC	HUN	CC	SNB	SYD	ILL	SC	FSC	Grand Total
10 Year Age Manager Service Certificate						1			2			3
10 Year Assessing Service Certificate	1			5	4	5	1	2	4			22
10 Year Coaching Service Certificate						1	1	6				8
10 Year Facilitating Service Certificate				3	2	5	1		1			12
10 Year National Patrol Service Award	25	17	3	15	27	73	88	97	10	9	9	373
10 Year Officiating Service Certificate				8		4	6	5	1			24
10 Year Support Operations Certificate				1	3			10	2	1	3	20
10 Year Training Service Certificate				2	3	9	4	11				29
15 Year Age Manager Service Certificate						1		1				2
15 Year Assessing Service Certificate	1			1	2	2	2		1			9
15 Year Coaching Service Certificate								5				5
15 Year Facilitating Service Certificate	1			1	1	1				1		5
15 Year National Patrol Service Award	23	8	3	30	32	39	87	27	3	7	4	263
15 Year Officiating Service Certificate				8		1	5	5	1			20
15 Year Support Operations Certificate					2	1		1			5	9
15 Year Training Service Certificate	1			1	2	1		2				7
20 Year Assessing Service Certificate							1					1
20 Year Coaching Service Certificate							1	3				4
20 Year National Patrol Service Award	9	5	2	9	6	27	47	9	5	6		125
20 Year Officiating Service Certificate				3		1	4	4	1	1		14
20 Year Training Service Certificate						1	1					2
25 Year Assessing Service Certificate							3					3
25 Year Coaching Service Certificate							1					1
25 Year Long Service Award	2	3	3	10	12	16	40	41	6	1		134
25 Year National Patrol Service Award	4	1		2	1	11	14	2	2	2	3	42
25 Year Officiating Service Certificate				2		2	3	4				11
25 Year Training Service Certificate							2					2
30 Year Assessing Service Certificate								1				1
30 Year Long Service Award	6	4	3	11	14	14	16	18	7	1	3	97
30 Year National Patrol Service Award	2	1		3	1	1	7		2			17
30 Year Officiating Service Certificate	2				1	1	1	1				6
30 Year Training Service Certificate							2					2
35 Year National Patrol Service Award					1	2	7		2	1		13
35 Year Officiating Service Certificate								1				1
40 Year Coaching Service Certificate							1					1
40 Year Long Service Award	3	2	3		10	8	18	13	13	3	1	74
40 Year National Patrol Service Award		1					1	1	2			5
40 Year Training Service Certificate	1									1		2
45 Year National Patrol Service Award							1					1
45 Year Training Service Certificate							1					1
5 Year Age Manager Service Certificate					4	18			6			28
5 Year Assessing Service Certificate	1			1	1	3	3	4	1			14
5 Year Coaching Service Certificate					1	1	1	4				7
5 Year Facilitating Service Certificate					1	7	3	2	2			15
5 Year National Patrol Service Award	19	23	1	34	48	94	119	145	37	3	1	524
5 Year Officiating Service Certificate	1	2		7	1		4	13	1	1		30
5 Year Support Operations Certificate		1			3			6	1	1	7	19
5 Year Training Service Certificate	1			2	3	6	8	9	2			31
50 Year Coaching Service Certificate		1						1				2
50 Year Long Service Award	1	2	2		4	4	13	32	10	3	2	73
50 Year National Patrol Service Award		1					1	1	1			4
50 Year Officiating Service Certificate			1					1				2
55 Year National Patrol Service Award					1							1
60 Year Long Service Award	1	1	1	1	4	2	9	14	11			44
65 Year National Patrol Service Award							1					1
70 Year Long Service Award	1			1	1	2	9	11	2			27
75 Year Long Service Award								2				2
Grand Total	**106**	**73**	**22**	**161**	**196**	**365**	**538**	**515**	**139**	**42**	**38**	**2195**

Patrolling Lifesaver Awards	FNC	NC	MNC	LNC	HUN	CC	SNB	SYD	ILL	SC	FSC	Other^	Grand Total
Bronze Medallion	137	62	100	46	174	294	499	756	137	123	81	122	**2531**
Certificate II in Public Safety (Aquatic Rescue)	157	73	104	50	203	320	537	790	154	144	77	128	**2737**
Certificate III in Public Safety (Aquatic Search and Rescue)				1								1	**2**
Gold Medallion (Advanced Lifesaving)	5		1	1	5	4	2	11		1	5	43	**78**
Silver Medallion Aquatic Rescue						28	20	72	3	12		30	**165**
Radio Operator Certificate	10	4	5	9	6	21	7	39	10	3	5	1	**120**
Silver Medallion Beach Management (Lifeguards)												35	**35**
Silver Medallion Patrol Captain	15	11	29	15	43	49	90	94	41	31	8	37	**463**
Surf Rescue Certificate (CPR Endorsed)	90	46	48	47	137	180	341	535	166	93	77	31	**1791**
Powercraft Awards													
IRB Crew Certificate	30	15	47	13	50	106	140	178	51	42	41	33	**746**
Rescue Water Craft Operator Certificate	21	1	27	19	21	23	17	18	25	3	21	64	**260**
Silver Medallion IRB Driver	11	13	14	11	30	44	64	52	10	7	11	27	**294**
SSV Operator Induction	2	1				3	65	111	2	5	9	15	**213**
Emergency Care Awards													
Advanced Resuscitation Techniques	99	15	40	18	80	100	219	325	56	58	19	167	**1196**
First Aid	131	20	126	41	245	201	616	635	125	90	22	136	**2388**
Pain Management Certificate		1				4	11	9	2			31	**58**
Resuscitation	33	24	13	4	130	17	30	278	19	3	2	23	**576**
Training and Assessing													
Assess competence TAEASS412*		3	5	6	1	4	11	23	1	8			**62**
Certificate IV in Training and Assessment TAE40122*	1	2	1	1	1	1		1	1			1	**10**
Make presentations BSBCMM411**	7	3	9	2	13	12	19	39	17	7	4		**132**
Participate in assessment validation TAEASS413*		3	5	6	1	4	11	23	1	8			**62**
Provide work skill instruction TAEDEL311**	7	5	10	2	13	12	19	39	16	7	4		**134**
Use nationally recognised training products to meet vocational training needs TAEDES411*	0	3	5	6	1	4	11	23	1	8	0	0	**62**
Junior Development													
Age Manager	48	24	28	30	147	75	145	375	74	26	27	10	**1009**
Nipper Safety Assistant	10			10	51	12	29		9	12	13	1	**147**
Surf Aware One - U8	307	100	85	94	504	434	795	887	329	159	96	0	**3790**
Surf Aware Two - U9	243	91	101	56	423	391	641	730	261	158	104	0	**3199**
Surf Play One - U6	192	105	96	80	490	493	806	743	341	115	46	0	**3507**
Surf Play Two - U7	295	121	101	96	593	529	745	902	312	121	62	0	**3877**
Surf Safe One - U10	255	86	67	69	385	336	542	613	233	127	96	0	**2809**
Surf Safe Two - U11	169	84	75	63	294	257	457	476	190	99	101	0	**2265**
Surf Smart One - U12	123	58	72	43	217	192	357	443	137	84	71	0	**1797**
Surf Smart Two - U13	103	47	38	35	170	167	292	399	96	80	73	0	**1500**
Safety and Wellbeing													
Child Safe Awareness	230	91	115	79	317	292	711	996	178	129	72	473	**3683**
Inclusive Beaches Online	5	22	6	2	27	9	24	24	8	4	1	0	**132**
Grand Total	**2736**	**1134**	**1373**	**955**	**4772**	**4618**	**8273**	**10639**	**3006**	**1767**	**1148**	**1409**	**41830**

^ includes awards issued through ALS and SLSNSW community clubs and programs
* delivered through an external RTO
** some awards delievered through an extrenal RTO

MEMBERSHIP

	Active 15-18 yrs	Active 18yrs+	Associate	Award Member	Cadet Member 13-15 yrs	Community Member	General	Honorary	Inclusive/Adaptive Program Participant	Junior Activity 5-13 yrs	Leave / Restricted	Life Member	Long Service	Nipper Parent	Past Active	Probationary	Reserve Active	Grand Total
FNC	**153**	**884**	**710**	**87**	**122**	**233**	**166**	**11**	**0**	**1,971**	**1**	**160**	**114**	**843**	**24**	**47**	**29**	**5,555**
Female	54	300	364	30	72	118	100	4	0	990	1	30	18	485	7	24	7	2,604
Male	99	584	343	57	50	115	66	7	0	977	0	130	95	357	17	23	22	2,942
Non-binary	0	0	3	0	0	0	0	0	0	4	0	0	1	1	0	0	0	9
NC	**118**	**343**	**257**	**16**	**64**	**661**	**63**	**1**	**6**	**786**	**1**	**87**	**54**	**329**	**0**	**51**	**16**	**2,853**
Female	56	119	152	12	20	381	41	0	2	383	1	12	6	201	0	34	5	1,425
Male	62	224	105	4	43	280	22	1	4	403	0	75	48	128	0	17	11	1,427
Non-binary	0	0	0	0	1	0	0	0	0	0	0	0	0	0	0	0	0	1
MNC	**124**	**582**	**216**	**46**	**116**	**71**	**48**	**4**	**16**	**843**	**0**	**84**	**34**	**424**	**27**	**12**	**19**	**2,666**
Female	51	228	132	29	60	64	27	1	6	411	0	17	8	281	4	7	5	1,331
Male	73	354	84	17	56	7	21	3	10	432	0	67	26	143	23	5	13	1,334
Non-binary	0	0	0	0	0	0	0	0	0	0	0	0	0	0	0	0	1	1
LNC	**52**	**342**	**416**	**24**	**73**	**165**	**164**	**1**	**0**	**686**	**0**	**71**	**46**	**225**	**3**	**29**	**17**	**2,314**
Female	25	151	213	13	33	82	78	0	0	339	0	16	13	144	1	17	7	1,132
Male	27	190	202	11	40	83	86	1	0	347	0	55	33	81	2	12	10	1,180
Non-binary	0	1	1	0	0	0	0	0	0	0	0	0	0	0	0	0	0	2
HUN	**265**	**1,240**	**479**	**59**	**301**	**92**	**563**	**10**	**48**	**3,608**	**1**	**262**	**191**	**1621**	**0**	**54**	**42**	**8,836**
Female	107	436	240	27	167	39	347	7	15	1,764	0	23	26	956	0	24	10	4,188
Male	158	803	238	32	134	52	215	3	33	1,843	1	239	165	663	0	30	32	4,641
Non-binary	0	1	1	0	0	1	1	0	0	1	0	0	0	2	0	0	0	7
CC	**288**	**1,642**	**1,310**	**76**	**233**	**172**	**291**	**2**	**53**	**3,671**	**0**	**278**	**185**	**1196**	**2**	**112**	**40**	**9,551**
Female	133	589	733	34	123	77	138	0	20	1,773	0	51	32	708	0	55	14	4,480
Male	155	1052	577	41	110	95	153	2	33	1,894	0	227	153	487	2	56	26	5,063
Non-binary	0	1	0	1	0	0	0	0	0	4	0	0	0	1	0	1	0	8
SNB	**707**	**3,168**	**1,082**	**171**	**660**	**211**	**512**	**27**	**87**	**6,010**	**7**	**396**	**1,204**	**3,947**	**52**	**55**	**791**	**19,087**
Female	322	1,113	470	96	342	102	264	9	25	2,973	6	44	259	1,975	14	30	301	8,345
Male	385	2,054	610	75	318	109	248	18	62	3,033	1	352	945	1,968	38	25	490	10,731
Non-binary	0	1	2	0	0	0	0	0	0	4	0	0	0	4	0	0	0	11
SYD	**935**	**3,710**	**1,037**	**113**	**929**	**29**	**1,541**	**97**	**69**	**7,413**	**66**	**328**	**1,862**	**2,174**	**6**	**107**	**103**	**20,519**
Female	451	1373	351	73	497	19	775	45	19	3,645	29	32	356	1,177	0	40	27	8,909
Male	483	2,336	685	40	431	9	766	52	50	3,762	37	296	1,505	995	6	67	76	11,596
Non-binary	1	1	1	0	1	1	0	0	0	6	0	0	1	2	0	0	0	14
ILL	**278**	**776**	**739**	**63**	**244**	**3**	**441**	**11**	**5**	**3,298**	**1**	**226**	**161**	**1,298**	**4**	**76**	**62**	**7,686**
Female	126	223	363	29	125	3	237	3	1	1,575	1	28	25	754	2	35	18	3,548
Male	152	553	375	33	119	0	204	8	4	1,722	0	198	136	544	2	40	44	4,134
Non-binary	0	0	1	1	0	0	0	0	0	1	0	0	0	0	0	1	0	4
SC	**180**	**732**	**428**	**37**	**171**	**209**	**304**	**7**	**0**	**1,770**	**0**	**94**	**61**	**257**	**6**	**78**	**21**	**4,355**
Female	75	247	248	14	75	128	184	0	0	859	0	10	12	165	2	42	5	2,066
Male	105	485	179	23	95	81	120	7	0	911	0	84	49	92	4	35	16	2,286
Non-binary	0	0	1	0	1	0	0	0	0	0	0	0	0	0	0	1	0	3
FSC	**118**	**536**	**456**	**11**	**146**	**4**	**363**	**1**	**17**	**887**	**0**	**132**	**12**	**195**	**3**	**44**	**8**	**2,933**
Female	54	221	249	2	62	2	213	0	4	452	0	38	2	129	3	23	1	1,455
Male	64	314	207	9	84	2	150	1	13	433	0	94	10	65	0	20	7	1,473
Non-binary	0	1	0	0	0	0	0	0	0	2	0	0	0	1	0	1	0	5
MISC	**4**	**36**	**0**	**0**	**0**	**1**	**0**	**0**	**0**	**80**	**0**	**0**	**0**	**0**	**0**	**0**	**0**	**121**
Female	2	18	0	0	0	0	0	0	0	40	0	0	0	0	0	0	0	60
Male	2	18	0	0	0	1	0	0	0	40	0	0	0	0	0	0	0	61
Grand Total	**3,222**	**13,991**	**7,130**	**703**	**3,059**	**1,851**	**4,456**	**172**	**301**	**31023**	**77**	**2,118**	**3,924**	**12509**	**127**	**665**	**1,148**	**86,476**

ACKNOWLEDGEMENTS

Government

NSW GOVERNMENT

Australian Government

NSW Sponsors

Your local Club

ABE'S BAGELS EST. 1996

Ingenia Holiday Parks

SHARKSKIN

JJL
J.J.LAWSON
CUSTOMS • FREIGHT • TRANSPORT

National Supporters

DHL

ISUZU UTE

QANTAS
Spirit of Australia

NSW SURF LIFE SAVING CLUBS

Far North Coast
- Fingal Rovers
- Cudgen Headland
- Salt
- Cabarita Beach
- Brunswick
- Byron Bay
- Lennox Head-Alstonville
- Ballina Lighthouse & Lismore
- Evans Head-Casino
- Yamba

North Coast
- Minnie Water-Wooli
- Red Rock-Corindi
- Woolgoolga
- Coffs Harbour
- Sawtell
- Bellinger Valley-North Beach
- Urunga
- Nambucca Heads

Mid North Coast
- Macksville-Scotts Head
- South West Rocks
- Hat Head
- Kempsey-Crescent Head
- Port Macquarie
- Tacking Point
- Wauchope-Bonny Hills
- Camden Haven

Lower North Coast
- Crowdy Head
- Taree-Old Bar
- Black Head
- Forster
- Cape Hawke
- Pacific Palms

Hunter
- Tea Gardens-Hawks Nest
- Fingal Beach
- Birubi Point
- Stockton
- Nobbys
- Newcastle
- Cooks Hill
- Dixon Park
- Merewether
- Redhead
- Swansea Belmont
- Caves Beach
- Catherine Hill Bay

Central Coast
- The Lakes
- Soldiers Beach
- North Entrance
- The Entrance
- Toowoon Bay
- Shelly Beach
- Wamberal
- Terrigal
- North Avoca
- Avoca Beach
- Copacabana
- MacMasters Beach
- Killcare
- Ocean Beach
- Umina

Sydney Northern Beaches
- North Palm Beach
- Palm Beach
- Whale Beach
- Avalon Beach
- Bilgola
- Newport
- Bungan Beach
- Mona Vale
- Warriewood
- North Narrabeen
- Narrabeen Beach
- South Narrabeen
- Collaroy
- Long Reef
- Dee Why
- North Curl Curl
- South Curl Curl
- Freshwater
- Queenscliff
- North Steyne
- Manly

Sydney
- North Bondi
- Bondi Surf Bathers
- Tamarama
- Bronte
- Clovelly
- Coogee
- Maroubra
- South Maroubra
- Wanda
- Elouera
- North Cronulla
- Cronulla
- Garie
- Era
- Burning Palms

Illawarra
- Helensburgh-Stanwell Park
- Coalcliff
- Scarborough-Wombarra
- Coledale
- Austinmer
- Thirroul
- Sandon Point
- Bulli
- Woonona
- Bellambi
- Corrimal
- Towradgi
- Fairy Meadow
- North Wollongong
- Wollongong City
- Port Kembla
- Windang

South Coast
- Warilla-Barrack Point
- Shellharbour
- Kiama Downs
- Kiama
- Gerringong
- Shoalhaven Heads
- Nowra-Culburra
- Sussex Inlet
- Mollymook

Far South Coast
- Batemans Bay
- Broulee Surfers
- Moruya
- Narooma
- Bermagui
- Tathra
- Pambula


Fingal Rovers SLSC
Cudgen Headland SLSC
Salt SLSC
Cabarita Beach SLSC
Brunswick SLSC
Byron Bay SLSC
Lennox Head-Alstonville SLSC
Ballina Lighthouse and Lismore SLSC
Evans Head-Casino SLSC
Yamba SLSC
Minnie Water-Wooli SLSC
Red Rock-Corindi SLSC
Woolgoolga SLSC
Coffs Harbour SLSC
Sawtell SLSC
Bellinger Valley-Nth Beach SLSC
Urunga SLSC
Nambucca SLSC
Macksville-Scotts Head SLSC
South West Rocks SLSC
Hat Head SLSC
Kempsey-Crescent Head SLSC
Port Macquarie SLSC
Tacking Point SLSC
Wauchope-Bonny Hills SLSC
Camden Haven SLSC
Crowdy Head SLSC
Taree-Old Bar SLSC
Black Head SLSC
Forster SLSC
Cape Hawke SLSC
Pacific Palms SLSC
Tea Gardens-Hawks Nest SLSC
Fingal Beach SLSC
Birubi Point SLSC
Stockton SLSC
Nobbys SLSC / Newcastle SLSC
Cooks Hill SLSC
Dixon Park SLSC / Merewether SLSC
Redhead SLSC
Swansea Belmont SLSC
Caves Beach SLSC
Catherine Hill Bay SLSC
The Lakes SLSC / Soldiers Beach SLSC
Nth Entrance SLSC / The Entrance SLSC
Toowoon Bay SLSC / Shelly Beach SLSC
Wamberal SLSC / Terrigal SLSC
Nth Avoca SLSC / Avoca SLSC
Copacabana SLSC / MacMasters Beach SLSC / Killcare SLSC
Ocean Beach SLSC / Umina SLSC
Nth Palm Beach SLSC / Palm Beach SLSC / Whale Beach SLSC / Avalon Beach SLSC / Bilgola SLSC / Newport SLSC
Bungan Beach SLSC / Mona Vale SLSC / Warriewood SLSC / Nth Narrabeen SLSC / Narrabeen SLSC / Sth Narrabeen SLSC
Collaroy SLSC / Long Reef SLSC / Dee Why SLSC / Nth Curl Curl SLSC / Sth Curl Curl SLSC
Freshwater SLSC / Queenscliff SLSC / Nth Steyne SLSC / Manly LSC
Nth Bondi SLSC / Bondi Surf Bathers LSC / Tamarama SLSC / Bronte SLSC / Clovelly SLSC
Coogee SLSC / Maroubra SLSC / Sth Maroubra SLSC
Wanda SLSC / Elouera SLSC / South North Cronulla SLSC / Cronulla SLSC
Garie SLSC / Era SLSC / Burning Palms SLSC
Helensburgh-Stanwell Park SLSC / Coalcliff SLSC / Scarborough-Wombarra SLSC
Coledale SLSC / Austinmer SLSC / Thirroul SLSC / Sandon Point SLSC
Bulli SLSC / Woonona SLSC / Bellambi SLSC
Corrimal SLSC / Towradgi SLSC / Fairy Meadow SLSC / Nth Wollongong SLSC / Wollongong City SLSC
Port Kembla SLSC
Windang SLSC / Warilla-Barrack Point SLSC / Shellharbour SLSC
Kiama Downs SLSC / Kiama SLSC
Gerringong SLSC
Shoalhaven Heads SLSC
Nowra-Culburra SLSC
Sussex Inlet & Districts SLSC
Mollymook SLSC
Batemans Bay SLSC
Broulee Surfers SLSC
Moruya SLSC
Narooma SLSC
Bermagui SLSC
Tathra SLSC
Pambula SLSC